



A Better Place for All

Main Street
Creighton, 3263

P.O Box 62

Creighton 3263

Phone: +27 39 833 1038

Fax: +27 39 833 1179

Email: mailbox@ndz.gov.za

www.ndz.gov.za

FINANCE COMMITTEE MEETING

AGENDA

FOR THE MEETING TO BE HELD ON

FRIDAY, 22ND APRIL 2022

AT 09:00 am.

IN COUNMCIL CHAMBER, CREIGHTON

FINANCE COMMITTEE MEETING

NOTICE OF A FINANCE COMMITTEE MEETING

Dear Members

MEETING OF A FINANCE COMMITTEE

Notice is hereby given in terms of the Municipal Finance Management Act, No. 56 of 2003, that a Finance Committee Meeting of the **Dr. Nkosazana Dlamini- Zuma Local Municipality** will be held on the **22nd April 2022 (Friday) at 09:00am, in Council Chamber, Creighton** for the purpose of considering the items as contained in the attached agenda.

Isaziso somhlangano ngokwesigaba 56 somthetho olawula oHulumeni basekhaya (Municipal Finance Management Act No. 56 of 2003) kuzokuba nomhlangano wekomidi lakwa **Finance Committee Meeting** ozobanjwa ngomhla zingama 22 kuNhlolanja ngoLwesihlanu, **ngehora lesishiyagalolunye ekuseni, kwi Council Chamber, Creighton** ukuze kubukwe lezizindaba eziqukethwe yile agenda.

Yours faithfully



CLLR. P.S. Msomi
Chairperson/Mayor

DR NKOSAZANA DLAMINI-ZUMA LOCAL MUNICIPALITY FINANCE COMMITTEE MEETING

DATE AND TIME : 22ND APRIL 2022 AT 09H00

VENUE : IN COUNCIL CHAMBER, CREIGHTON

AGENDA

Item no.	Topic	Reports	Responsibility	Page no.
1.	Opening: Moment of Reflection		Chairperson	
2.	Notice of the Meeting		MM/CFO	
3.	Applications for Leave of Absence		Chairperson	
4.	Acceptance of the Agenda		Chairperson	
5.	Declaration of interest		Chairperson	
6.	Announcements		Chairperson	
7.	Presentations		Chairperson	
8.	Approval of Previous Minutes: Minutes of the 18 th January 2022		Chairperson	
9.	PWBS REPORTS: 1. Preliminary Monthly in year Monitoring Financial Report for the Month of 31 March 2022. 2. Payroll Reconciliation 3. Expenditure Management Monthly Report 4. Expenditure Management Quarterly Report 5. Debtors and Revenue Report 6. Supply Chain Management Report 7. Report on Contract Management as at 31 st March 2022 8. Report on Fleet Management 9. Investment Register 2021/22 as at March 22		CFO CFO CFO CFO CFO CFO CFO CFO	01 45 50 80 129 164 218 231 238
10.	Reports for Consideration	Nil	Chairperson	
11.	In committee Reports	Nil	Chairperson	
12.	Notice of Motion	Nil	Chairperson	
13.	Urgent Reports allowed only with the consensus of the chairperson:	Nil	Chairperson	
14.	Dates of the next meetings/Schedule of meetings		Chairperson	
15.	Closure		Chairperson	

***MINUTES OF DR NDZ FINANCE COMMITTEE MEETING HELD ON
THE 05th APRIL 2022 AT 09:00 IN COUNCIL CHAMBER, CREIGHTON***

Present:	Cllrs	P.S. Msomi B.B Ntshiza N.C. Dlamini D.R. Ngcamu	Chairperson Committee Member Committee Member Committee Member
	Merrs	K.M.B. Mzimela S.V. Mngadi J. Sondezi J. Mazibuko P. Mtungwa	CFO PWBS Manager Senior Manager Corporate Support Services Manager Town Planning & Development Deputy CFO
	Mesdames	C.T. Ngobese	Senior Committee Officer
LEAVE OF ABSENCE:		I.T Shoba Z. Mlata N.C. Vezi	Councillor Senior Manager Community Services Municipal Manager

ITEMS	MINUTES	ACTION & TIMEFRAME
01.	<u>OPENING: MOMENT OF REFLECTION:</u> The Chairperson opened the meeting by warmly welcoming all present. Then the Corporate Services Manager prayed for the meeting.	
02.	<u>NOTICE OF THE MEETING</u> The CFO read the Notice of the meeting.	
03.	<u>APPLICATION FOR LEAVE OF ABSENCE:</u> <ul style="list-style-type: none"> • Cllr IT Shoba: attending a War room meeting in Ward 4. • The MM: attending another meeting. • The Community Services Manager was sick. 	
04.	<u>ACCEPTANCE OF THE AGENDA</u> With Councillor Ntshiza PROPOSING and Cllr Ngcamu SECONDING it was unanimously, RESOLVED To accept the Agenda dated 05 th April 2022.	
05.	<u>DECLARATION OF INTEREST:</u> <ul style="list-style-type: none"> • There was none. 	

06.	<u>OFFICIAL ANNOUNCEMENTS:</u> <ul style="list-style-type: none">• None																	
07.	<u>PRESENTATIONS:</u> <ul style="list-style-type: none">• None.																	
08.	<u>APPROVAL OF PREVIOUS MINUTES</u> <u>21ST FEBRUARY 2022</u> With Cllr Ngcamu PROPOSING and Cllr SECONDING it was unanimously, RESOLVED To adopt minutes of the 18 th January 2022. The MM was excused in a meeting at 10:43.																	
09.	<u>PRELIMINARY MONTHLY IN YEAR MONITORING FINANCIAL REPORT FOR THE MONTH OF 28th February 2022:</u> The CFO reported on the abovementioned item. He informed the committee that the purpose of the report is to comply with Section 71 of the Municipal Finance Management Act (MFMA) and the requirements as promulgated in the Gazette No 32141 of 17 April 2009. A detailed report was attached to the agenda for more information. Summary of financial performance for the period: <table><tr><td>Actual Revenue to Budgeted Revenue (Billed)</td><td>73%</td></tr><tr><td>Actual Opex to Budgeted Opex</td><td>50%</td></tr><tr><td>Actual Capex to Budgeted Capex</td><td>36%</td></tr><tr><td>Employee related cost</td><td>58%</td></tr><tr><td>Councillors Remuneration</td><td>64%</td></tr><tr><td>Conditional Grants Expenditure</td><td>52%</td></tr><tr><td>Creditors Age Analysis</td><td>100%</td></tr><tr><td>Debt Collection rate</td><td>89%</td></tr></table> Balances for the period ending on the 28th February 2022: <ul style="list-style-type: none">• The total Budget for operating Surplus is R	Actual Revenue to Budgeted Revenue (Billed)	73%	Actual Opex to Budgeted Opex	50%	Actual Capex to Budgeted Capex	36%	Employee related cost	58%	Councillors Remuneration	64%	Conditional Grants Expenditure	52%	Creditors Age Analysis	100%	Debt Collection rate	89%	
Actual Revenue to Budgeted Revenue (Billed)	73%																	
Actual Opex to Budgeted Opex	50%																	
Actual Capex to Budgeted Capex	36%																	
Employee related cost	58%																	
Councillors Remuneration	64%																	
Conditional Grants Expenditure	52%																	
Creditors Age Analysis	100%																	
Debt Collection rate	89%																	

	<p>29,270,636.01</p> <ul style="list-style-type: none"> • The surplus for the year was R48,146,177.21. <p><u>RECOMMENDATIONS:</u></p> <p>That in compliance with, Section 71 of the MFMA and in terms of Government Notice 32141 dated 17 April 2009, regarding the Local Government: Municipal Finance Management Act 2003 Municipal Budget and Reporting Regulations the preliminary financial results regarding the operating and capital budgets for February 2021/22 financial year, and supporting documents as required by National Treasury (Schedule C be submitted to the Council Committees and Council).</p> <p>That the Council Committee approves:</p> <ul style="list-style-type: none"> • Surplus for the period ending 28th Feb 2022 was R48 146 000. • Cash & Equivalent for the period ending 28th February 2022 was R189 714 894.00. • Capital Expenditure for the period ending 28th Feb 2022 is R32 910 000.00 • Trade receivables for the period ending 28th February 2022 are R 75 279 466.00 • Trade and other payables for the period ending 28th Feb 2022 is R120 750.00 • Conditional grants for the period ending 28th Feb 2022 are R 34 387 785.73. 	
09.02	<p><u>REPORT ON PAYROLL RECONCILIATION FOR JANUARY 2022.</u></p> <p>The CFO gave a presentation on the abovementioned item. The purpose of the report was to report to the committee on the payments made during February 2022.</p> <p><u>Recommendations</u></p> <p>It is therefore recommended that the Council Committee:</p> <ul style="list-style-type: none"> • Note the report. 	
09.03.	<p><u>EXPENDITURE MANAGEMENT REPORT FOR FEBRUARY 2022</u></p> <p>The CFO gave a presentation on the abovementioned item. The purpose of the report was to report to the Committee on the payments made during February 2022.</p>	

	<p>The accounting officer of a municipality is responsible for the management of the expenditure of the municipality. The accounting officer must take all reasonable steps to ensure that the municipality has and maintains an effective system of expenditure control, including procedures for approval, authorization, withdrawal, and payments of funds.</p> <p>Attached to the report were the following:</p> <ul style="list-style-type: none"> • Payment listing Dr. Nkosazana Dlamini-Zuma Municipality • Top ten creditors. <p>RECOMMENDATIONS:</p> <ul style="list-style-type: none"> • That the committee notes the report 	
09.04.	<p><u>EXPENDITURE MANAGEMENT: JANUARY 2022</u></p> <p>The CFO gave a presentation on the abovementioned item. He stated that the purpose of the report is to report to the committee on the payments made during January 2022.</p> <p>The Accounting Officer of a municipality is responsible for the management of the expenditure of the municipality. The accounting officer must take all reasonable steps to ensure that the municipality has and maintains an effective system of expenditure control, including procedures for approval, authorization, withdrawal, and payments of funds.</p> <p>There is no financial implication and no staff implication. Attached was an Annexure of payment listing Dr. NDZ Municipality, top ten creditors, and a list of free basic electricity.</p> <p>The total number of the list of payments made in January 2022 was R6 672 310.23 and the total number of highest-paid creditors for January 2022 was R 3 260 019.15.</p> <p>RECOMMENDATIONS:</p> <ul style="list-style-type: none"> • That the committee notes the report 	
09.05.	<p><u>DEBTORS AND REVENUE MANAGEMENT REPORT:</u></p> <p>The CFO reported on the abovementioned item. The purpose of the report was to provide information to the committee on the revenue and Debtor's Management.</p> <p>The Dr. Nkosazana Dlamini Zuma Municipality council must ensure all the money which is due and payable to the council is</p>	

	<p>collected and for this purpose has adopted the credit control policy and debt collected policy consistent with its tariffs and complying with the provisions of the relevant legislation. The interest is added to all outstanding debtors. The Municipality has budgeted for the provision of bad debt.</p> <p>Attached to the report were the following annexures:</p> <ol style="list-style-type: none"> 1. Age analysis 28th Feb 2022 2. Debt Collection report 28th Feb 2022 3. Data cleansing report 28th Feb 2022 4. Revenue Enhancement Strategy 28th Feb 2022 5. General Valuation roll implementation project as of 28th Feb 2022. <ul style="list-style-type: none"> • The debtor's book has increased in February 2022 by 0,97% to R75 279 466.49 with the debtor collection rate to billed revenue at 89.2% for the current year. • Cash collected for the month of 28th Feb 2022 amounted to R3 603 641,52. • An amount of R841 683,80 from July 2021 to date has been paid to support free basic electricity assisting in 10 192 occasions. • Traffic fines debtors remain a concern, and improved collection strategies are being implemented. An amount of R49 657,04 has been collected to date with R428 450.00 traffic notices issued. • The revenue and debt collection unit has noted that more people are paying for their accounts since a dual collection strategy has been implemented (the debt collection process is done both in-house and supplemented by legal attorneys). • This means the citizen portal is up running but we have noted a few registration issues which we have reverted to the supplier to address in conjunction with the municipal IT department. The citizen portal will be going to live on the 1st of April 2022. <p>RECOMMENDATIONS:</p> <ul style="list-style-type: none"> • That the committee notes the report. 	
09.06.	<p><u>REPORT ON SUPPLY CHAIN MANAGEMENT UNIT FOR THE MONTH ENDED FEBRUARY 2022:</u></p> <p>The CFO reported on the abovementioned item. The purpose of the report was to present the implementation of the Supply Chain Management Policy on the purchases made by the municipality for the month ended February 2022. A detailed report was attached to the agenda.</p>	

	<p><u>Financial Implication/Expenditure</u></p> <ol style="list-style-type: none"> 1. Deviations : R188 779,00 2. Irregular Expenditure : R 0,00 3. Fruitless and Wasteful Expenditure : R 3 482,96 4. Unauthorized Expenditure : R0,00 5. Funeral 6. Orders below R30 000,00 (Once off) : R 6 000,00 : R630 384.80 7. Orders for contracted services : R189 631,19 8. Awards between R30, 0000.00- R200 00 : R837 541,56 9. Awards more than R200 000,01 : R491 920,80 10. Fuel Orders : R 15 700,00 11. Transversal Contract : R0,00 12. Contracted (Panel) : R559 058,75 <p>ANNEXURES:</p> <ol style="list-style-type: none"> 1. Annexure "A"- Quotation orders below R200 000,00 2. Annexure "B" -Deviation and Irregular Expenditure 3. Annexure "C" – Funeral 4. Annexure "D" – Awards more than R200 000,00 5. Annexure "E" -Fuel orders 6. Annexure "F" – Fruitless and Wasteful expenditure 7. Annexure "G" – Unauthorized expenditure 8. Annexure "F" – Transversal expenditure <p>RECOMMENDATIONS: That the Committee notes the report.</p>	
09.07.	<p><u>REPORTS ON CONTRACTS MANAGEMENT AS OF 28TH FEBRUARY 2022</u></p> <p>The CFO gave a presentation on the abovementioned item. The purpose of the report was to comply with section 116 of the Municipal Finance Management Act No. 56 of 2003 (MFMA) and the requirements as promulgated in the Contract Management Framework.</p> <p>It is also to ensure good governance, financial viability, and optimal institutional transformation with the capacity to execute its mandate.</p> <p>RECOMMENDATIONS: That in compliance with, Section 116 of the MFMA and Contract Management Framework the report be submitted to Council Committees.</p>	
09.09.	<p><u>REPORT ON FLEET MANAGEMENT</u></p> <p>The CFO gave a presentation on the abovementioned item. The purpose of the report was to inform the Committee members about</p>	

	<p>the fleet management of the municipality.</p> <p>Fuel consumption constant, NIP 1869 is now allocated to Cllr M. Dlamini.</p> <p>Annexures:</p> <ul style="list-style-type: none"> • Tyers information • Excessive repairs information • Vehicles to be disposed • Cost analysis <p>RISKS:</p> <ol style="list-style-type: none"> 1. Trip authorization forms 2. insurance 3. Management reports 4. Trackers report <p><u>RECOMMENDATIONS:</u></p> <p>That the Committee notes the report.</p>	
09.10.	<p><u>REPORT ON THE DR. NKOSAZANA DLAMINI-ZUMA MUNICIPALITY ACCOUNTING SERVER/SYSTEM CRASH</u></p> <p>The CFO gave a presentation on the abovementioned item. The purpose of the report was to inform the Committee of the recent accounting server crash.</p> <p>At the beginning of February 2022. The municipality experienced a massive spell when the Accounting server (Samras) crashed. At this stage, the Finance department is not sure what caused the system/server failure. There are several causes of these situations, which sometimes include:</p> <ol style="list-style-type: none"> 1. Power failure: is a common phenomenon that is observable in most organizations. 2. Network problem: Network problem is another big issue. 3. Server Hardware problem: a server can go down due to some hardware failure in the server. 4. Operating system crashes. 5. Application crash: sometimes the application that is serving your client may be crashed. There may have several causes of an application failure. Like resource exhaustion, computational or logic error, system overload, database corruption, and many more. 6. Denial of Services (DOS) attack. 7. High server workload 	

	<p>8. Viruses and worms.</p> <ul style="list-style-type: none"> • The department is currently using the backup server as a live server that was stationed in Himeville. • Samras have recommended that the crashed server be taken to Dell (manufacturer) for possible data recovery and analyses. • Backups are not done at this stage. • ICT is busy engaging the third party that assists with data backup. <p>There will be financial implications:</p> <ul style="list-style-type: none"> • No cost determination at this stage, however, there will be costs for crashed server analysis and possible data recovery. • Delays in executing accounting transactions on time. • Accounting errors that delay the preparation of financial reports. <p><u>RECOMMENDATIONS:</u></p> <p>It is recommended that the report be noted by the Committee.</p>	
	<p><u>COMMENTS AND INPUTS BY THE COMMITTEE:</u></p> <ul style="list-style-type: none"> • On page 12, Cllr Ngcamu sought clarity if members of the Committee are allowed to go and verify if Creighton's artificial sports field is exactly 65% as specified on the report. • Cllr Ngcamu further enquired how far was the progress of Hlabeni sports fields. • Cllr Ngcamu also asked what services were the municipality paying for the Mhlongo security company. • On page 125, Cllr Ngcamu again questioned the control measures the municipality was using in controlling the misuse or theft of fuel/diesel purchased for the brush cutters, etc. • Cllr Ntshiza enquired if the actual CAPEX and Budget Capex summary of financial performance expenditure was still 36%, is it promising that when we reach this financial year we would have spent it well. • Cllr Ntshiza asked with regards to Himeville business hives where the termination letter was sent to the consultant by the Planning Department for slow progress if there is another plan they will use to hire another consultant or it will be on the next financial year. • Cllr Ntshiza again sought out clarity as he saw an advert stating that crèches will now be moved to the Department 	

of Education from DSD, so is it still wise that the municipality proceeds with the prioritization and construction of crèches whilst the department have its agendas when they take over.

- Cllr Ntshiza again asked if the municipality has plans to utilize the capacity building grant (R8 000.00) which was not utilized before. He further questioned how far was in the process of the R400 000.00 grant for the Title deeds that were approved for the roll-over.
- Cllr Ntshiza raised the concern of an order from the SCM department that was issued but then again the service was not delivered by the service provider for catering to the Ward committee election meeting that was held at Bethlehem Community hall in Ward 8. He asked for a detailed report if the order was cancelled since the service was not rendered.
- The Chairperson was not happy with the errors officials were doing when punching figures, this should be taken seriously since these days we are hearing a case of a student who received a huge amount of money whilst because of wrong statistics.
- The Chairperson again raised a concern about one supplier who was getting many tenders at once, she suggested that we use a policy to give at least two jobs per company per financial year.
- The chairperson asked with regards to people who make arrangements of paying municipal debts (rates) and still default paying as to when are they handed over to the attorneys.
- With regards to Funerals, the Chairperson requested that they increase an amount of the standard rate from R1500.00 to a maximum of R2000.00 as was agreed upon at the previous extended EXCO and Draft budget meeting.

COMMENTS BY OFFICIALS

- With regards to Himeville Business Hives, Mr. Mazibuko stated that the service provider was very slow and the department was not happy with his progress in terms of submission of the application and so they were forced to terminate his contract. However, immediately after this incident, he submitted his application which is advertised and the comments will be closed on the 15th of April 2022.
- With regards to capacity building of R80 000.00 grant, Mr. Mazibuko answered by indicating that the grant they received was R500 000.00 and the work was perfectly done then R80 000.00 was left from R500 000.00 of which they have applied COGTA for them to reallocate it to

them, hence they are still waiting for a response for them to go ahead.

- With regards to the Title deeds grant, Mr. Mazibuko indicated that their role as the Town Planning department was to get the information from COGTA as to where was the process of establishment of the townships and so far they have received one file and some files from Cogta is assisting in retrieving them and there is nothing they will do without getting these files.
- With regards to the EPWP grant, Mr. Mngadi confirmed that they have completed the budget however on the adjustment draft budget there is a top-up that was put until the end of the financial year.
- With regards to Hlabeni hall, Mr. Mngadi stated that developments are happening and around January-February 2022 they called a panel of service providers to assess in terms of the structure whether we demolish it or we start to upgrade the present structure. They are still assessing the structure at the moment since there are also different views from the community some want the structure to be demolished and others want us to upgrade the current structure. Immediately when they finalize the designs then they will go out to tender and appoint the service provider so when the next financial year approaches the process will be started already.
- With regards to the issue of 36% in terms of Expenditure, Mr. Mngadi indicated that there will never be a time where they will pay for a service provider for a sake of pushing an expenditure whilst work has not been done.
- Mr. Mngadi explained with regards to crèches moving from DSD to the department of Education. He specified that they will indeed have a budget to build them, however, looking at the turnaround time and the interest of the people of NDZ he will advise that the Council proceed to priorities crèches since they have a long period of understanding how do they operate and we are not sure as to how long will they take to priorities those crèches.
- With regards to the collection of diesel from Ixopo, the CFO stated that the issue is still under discussion with the Formans of how are they going to manage the loss or theft of diesel. They also opted to fill it in front of the securities rather than taking loading brush cutters where they resume their duties.
- With regards to awarding one supplier with many projects, the CFO stated that they are using legislation (section 217) of the constitution that when you award a tender/procurement system of any government or public entity that it must be transparent, competitive, and must be fair. If the service provider bids and indicates that he/she can be able to do many projects at once we do not oblige to

	<p>infringe the bidder as long as he/she provides proof that he/she can do those 5 or many projects. This is the National MFMA Legislation police makers who issued this Act.</p> <ul style="list-style-type: none"> The CFO responded with regards to the burial policy that under Indigent policy it was submitted to increase an amount of R1500.00 to R2000.00 of burial. <p>With Councillor B.B. Ntshiza PROPOSING and Councillor D.R Ngcamu SECONDING it was unanimously Resolved,</p> <p>To approve all the above-presented Finance reports.</p>	
09.11.	<p><u>CLOSURE:</u></p> <p>With nothing further to discuss the Chairperson thanked all members and officials for their contribution to the meeting and then declared the meeting closed at 11:55.</p>	

The meeting was closed at 11:55

Cllr P. S Msomi
Mayor/Chairperson

Date

**REPORT TO THE DR NKOSAZANA DLAMINI ZUMA MUNICIPAL
COUNCIL**

0000001
T000000



Author : Chief Financial Officer

1st Level – Finance Portfolio Committee

2nd Level – Executive Committee

3rd Level – Municipal Council

**SUBJECT: PRELIMINARY MONTHLY IN YEAR MONITORING FINANCIAL REPORT
FOR THE MONTH AND QUARTER ENDED 31 MARCH 2022**

PART 1 – MONTHLY REPORT

1.1 PURPOSE

The purpose of this report is to comply with section 71 and Section 52(d) of the Municipal Finance Management Act (MFMA) and the requirements as promulgated in the Government Gazette No 32141 of 17 April 2009.

1.2 STRATEGIC OBJECTIVE

To ensure good governance, financial viability and optimal institutional transformation with capacity to execute its mandate.”

1.3 BACKGROUND

Section 71 and Section 52 (d) of the MFMA and in terms of Section 28 of the Government Notice 32141 dated 17 April 2009, regarding the “Local Government: Municipal Finance Management Act 56 of 2003, Municipal Budget and Reporting Regulations” necessitates that specific financial particulars be reported on and in the format prescribed, hence this report to meet legislative compliance.

“The Mayor of a municipality-

Section 52(d) must, within 30 days of the end of each quarter, submit a report to council on the implementation of the budget and the financial state of the municipality;”

Section 71(1) The accounting officer of a municipality **must by no later than 10 working days after the end of each month** submit to the mayor of the municipality and the relevant treasury a statement in the prescribed format on the state of the municipality’s budget reflecting the following particulars for the month and for the financial year up to the end of that month: ...”.

“Section 28 of government notice: The monthly budget statement of a municipality must be in the format specified in Schedule C and include all the required tables, charts and explanatory information, taking into account any guidelines issued by the Minister in terms of section 168(1) of the Act.”

For the reporting period ending 31 March 2022 the ten-working day reporting limit expired on 14 April 2022.

Further, Section 31(1) of the Government Gazette No 32141 of 17 April 2009 prescribes the following:

“31. (1) The mayor’s quarterly report on the implementation of the budget and financial state of affairs of the municipality as required by section 52(d) of the Act must be –

- (a) in the format specified in Schedule C and include all the required tables, charts and explanatory
- (b) information, taking into account any guidelines issued by the Minister in terms of section 168(1) of the Act; and
- (c) consistent with the monthly budget statement for September, December, March and June as applicable; and
- (d) Submitted to the National Treasury and the relevant Provincial Treasury within five days of tabling of the report to the council.”

4. RECOMMENDATIONS

- (1) That, in compliance with, Section 71 and Section 52(d) of the MFMA and in terms of Government Notice 32141 dated 17 April 2009, regarding the “Local Government: Municipal Finance Management Act 2003 Municipal Budget and Reporting Regulations” the preliminary financial results regarding the operating and capital budgets for the Second quarter of the 2020/21 financial year, and supporting documents as required by National Treasury (Schedule C) be submitted to Full Council Committee.
- (2) In order to comply with Section 31(1) of the Government Gazette No 32141 of 17 April 2009 this report be submitted to the National Treasury and the relevant Provincial Treasury within five days of tabling the report in the municipal Council, in both hard document and in electronic format.

1.4 That the Committee approves the following:

- 1.5.1 Surplus for the period ending 31 March 2022 is R 79 768 045,18
- 1.5.2 Cash & Cash Equivalent for the period ending 31 March 2022 is R 225 283 569,93
- 1.5.3 Capital Expenditure for the period ending 31 March 2022 is R 40 544 813,08
- 1.5.4 Trade Receivables for the period ending 31 March 2022 is R 76 932 066,66
- 1.5.5 Trade and other payables for the period ending 31 March 2022 is R 120,750.00
- 1.5.6 Conditional Grants for the period ending 31 March 2022 is R 26 367 067,98
- 1.5.7 That the Committee Notes the withdrawals from bank account, attached under Supporting Documents in the report, in terms of Municipal Finance Management Act, Sec 11(4)

1.6 Financial Ratios

Summary of Financial Performance	Actual Year to date (YTD)
Actual Revenue to Budgeted Revenue	88%
Actual Opex to Budgeted Opex	57%
Actual Capex to Budgeted Capex	44%
Employee related cost	64%
Councillors Remuneration	71%
Conditional Grants Expenditure	71%
Creditors Age Analysis	100%
Debt Collection rate	86%

2. EXECUTIVE SUMMARY

The below analysis is a high-level assessment based on revenue and expenditure recognised on the Municipal Financial System. It is incumbent on the necessary user business units and user departments to ensure the completeness, Validity and accuracy of the information provided for the purposes of the assessment and bring to the attention of the council any further business units' items which are not fully elaborated below.

2.1 Operating Budget

Summary financial performance report for the period ending 31 March 2022

The SFP shown in Annexure A, Table C4, is prepared on a similar basis to the prescribed budget format, detailing revenue by source type and expenditure by input type. The summary report indicates the following:

DESCRIPTION	ADJUSTED BUDGET 2021/22 R'000	YTD BUDGET 31/03/2021 R'000	ACTUALS AS AT 31/03/2021 R'000
Total Revenue	204,374,418.00	153 280 701,00	189 347 407,54
Total Expenditure	238,272,956.00	178 216 758,00	137 630 268,87
Operating Surplus	-33,898,538.00	-24 936 057,00	51 717 138,67
Transfers recognised - capital	36,508,000.00	27 380 997,00	28 050 906,51
Surplus for the year	2,0609,462.00	2 444 940,00	79 768 045,18

2.2 Monthly Budget Tables

Table C1 below provides a summary of the overall performance in the Municipality and is unpacked in the sections that follow.

KZN436 Dr Nkosazana Dlamini Zuma - Table C1 Monthly Budget Statement Summary - M09 March

Description	2021/22	Budget Year 2022/23							
	Audited Outcome	Original Budget	Adjusted Budget	Monthly actual	YearTD actual	YearTD budget	YTD variance	YTD variance %	Full Year Forecast
R thousands									
Financial Performance									
Property rates	34 318	36 226	36 226	3 013	26 567	27 170	(603)	-2%	36 226
Service charges	3 878	4 045	4 045	334	3 007	3 034	(27)	-1%	4 045
Investment revenue	6 424	6 338	5 338	473	4 356	4 004	353	9%	5 338
Transfers and subsidies	168 530	147 721	148 230	35 442	147 550	111 172	36 378	33%	148 230
Other own revenue	9 231	10 450	10 535	1 487	7 867	7 901	(34)	-0%	10 535
Total Revenue (excluding capital transfers and contributions)	222 381	204 780	204 374	40 749	189 347	153 281	36 067	24%	204 374
Employee costs	66 929	86 453	85 120	5 631	55 318	63 839	(8 521)	-13%	85 120
Remuneration of Councilors	11 598	11 901	11 901	926	8 486	8 926	(440)	-5%	11 901
Depreciation & asset impairment	32 995	49 362	37 721	3 499	28 814	28 291	523	2%	37 721
Finance charges	149	303	203	1	11	152	(141)	-93%	203
Materials and bulk purchases	2 973	4 090	4 504	179	2 034	3 378	(1 344)	-40%	4 504
Transfers and subsidies	2 031	2 068	1 636	90	835	1 227	(393)	-32%	1 636
Other expenditure	49 369	85 050	97 188	7 977	42 133	72 404	(30 271)	-42%	97 188
Total Expenditure	166 043	239 228	238 273	18 302	137 630	178 217	(40 586)	-23%	238 273
Surplus/(Deficit)	56 338	(34 447)	(33 899)	22 447	51 717	(24 936)	76 653	-307%	(33 899)
Transfers and subsidies - capital (monetary allocations)	29 067	36 508	36 508	9 175	28 051	27 381	670	2%	36 508
Contributions & Contributed assets	-	-	-	-	-	-	-	-	-
Surplus/(Deficit) after capital transfers & contributions	85 405	2 061	2 609	31 622	79 768	2 445	77 323	3163%	2 609
Share of surplus/ (deficit) of associate	-	-	-	-	-	-	-	-	-
Surplus/ (Deficit) for the year	85 405	2 061	2 609	31 622	79 768	2 445	77 323	3163%	2 609
Capital expenditure & funds sources									
Capital expenditure	75 833	92 800	91 311	7 635	40 545	67 831	(27 286)	-40%	91 311
Capital transfers recognised	0	36 508	36 883	6 365	24 392	27 662	(3 270)	-12%	36 883
Public contributions & donations	-	-	-	-	-	-	-	-	-
Borrowing	-	-	-	-	-	-	-	-	-
Internally generated funds	6 149	56 292	54 428	1 271	16 153	40 168	(24 016)	-60%	54 428
Total sources of capital funds	6 149	92 800	91 311	7 635	40 545	67 831	(27 286)	-40%	91 311
Financial position									
Total current assets	207 167	172 970	193 594		86 169				193 594
Total non current assets	472 936	551 313	517 158		11 731				517 158
Total current liabilities	54 610	70 440	83 631		18 132				83 631
Total non current liabilities	18 211	20 554	17 111		-				17 111
Community wealth/Equity	607 283	633 288	610 010		-				610 010
Cash flows									
Net cash from (used) operating	267 452	81 165	73 140	27 877	158 110	54 855	(103 255)	-188%	73 140
Net cash from (used) investing	(17 036)	(83 170)	(81 681)	(670)	(5 282)	(60 608)	(55 326)	91%	(81 681)
Net cash from (used) financing	(2)	(20)	2	(1)	(0)	2	2	132%	2
Cash/cash equivalents at the month/year end	374 618	123 398	150 636	-	152 827	153 424	597	0%	(8 540)
Debtors & creditors analysis	0-30 Days	31-60 Days	61-90 Days	91-120 Days	121-150 Dys	151-180 Dys	181 Dys-1 Yr	Over 1Yr	Total
Debtors Age Analysis									
Total By Income Source	-	-	-	-	-	-	-	-	-
Creditors Age Analysis									
Total Creditors	11 487	-	-	-	-	-	-	47	11 534

Financial Performance

Table C2 provides the statement of financial performance by standard classification

KZN436 Dr Nkosazana Dlamini Zuma - Table C2 Monthly Budget Statement - Financial Performance (functional classification) - M09 March										
Description	Ref	2021/22	Budget Year 2022/23							
		Audited Outcome	Original Budget	Adjusted Budget	Monthly actual	YearTD actual	YearTD budget	YTD variance	YTD variance %	Full Year Forecast
R thousands	1									
Revenue - Functional										
<i>Governance and administration</i>		210 202	192 881	191 994	39 935	178 492	143 996	34 496	24%	191 994
Executive and council		-	-	-	-	-	-	-	-	-
Finance and administration		210 202	192 881	191 994	39 935	178 492	143 996	34 496	24%	191 994
Internal audit		-	-	-	-	-	-	-	-	-
<i>Community and public safety</i>		6 802	5 284	5 435	468	5 098	4 076	1 022	25%	5 435
Community and social services		6 215	3 973	3 980	395	3 826	2 985	841	28%	3 980
Sport and recreation		-	-	-	-	-	-	-	-	-
Public safety		586	1 311	1 455	72	1 272	1 091	181	17%	1 455
Housing		-	-	-	-	-	-	-	-	-
Health		-	-	-	-	-	-	-	-	-
<i>Economic and environmental services</i>		30 566	39 079	39 408	9 187	30 801	29 556	1 245	4%	39 408
Planning and development		541	248	577	12	423	433	(10)	-2%	577
Road transport		30 025	38 831	38 831	9 175	30 378	29 123	1 255	4%	38 831
Environmental protection		-	-	-	-	-	-	-	-	-
<i>Trading services</i>		3 878	4 045	4 045	334	3 007	3 034	(27)	-1%	4 045
Energy sources		-	-	-	-	-	-	-	-	-
Water management		-	-	-	-	-	-	-	-	-
Waste water management		-	-	-	-	-	-	-	-	-
Waste management		3 878	4 045	4 045	334	3 007	3 034	(27)	-1%	4 045
<i>Other</i>	4	-	-	-	-	-	-	-	-	-
Total Revenue - Functional	2	251 448	241 288	240 882	49 924	217 398	180 662	36 737	20%	240 882
Expenditure - Functional										
<i>Governance and administration</i>		104 607	150 132	141 121	10 282	83 122	105 840	(22 718)	-21%	141 121
Executive and council		20 684	23 513	24 802	2 080	15 769	18 601	(2 832)	-15%	24 802
Finance and administration		82 468	124 749	113 165	8 074	66 070	84 673	(18 603)	-22%	113 165
Internal audit		1 455	1 870	3 154	147	1 283	2 366	(1 083)	-46%	3 154
<i>Community and public safety</i>		22 674	33 341	34 531	2 113	20 025	25 898	(5 873)	-23%	34 531
Community and social services		12 142	17 045	18 280	1 044	10 127	13 709	(3 582)	-26%	18 280
Sport and recreation		134	-	-	12	119	-	119	#DIV/0!	-
Public safety		10 044	15 641	15 602	1 034	9 555	11 701	(2 146)	-18%	15 602
Housing		298	655	650	22	224	487	(263)	-54%	650
Health		56	-	-	-	-	-	-	-	-
<i>Economic and environmental services</i>		29 159	40 427	49 033	5 109	26 840	36 289	(9 449)	-26%	49 033
Planning and development		9 157	16 680	18 530	1 445	7 888	13 411	(5 523)	-41%	18 530
Road transport		20 002	23 747	30 503	3 663	18 952	22 877	(3 925)	-17%	30 503
Environmental protection		-	-	-	-	-	-	-	-	-
<i>Trading services</i>		7 591	11 189	9 549	631	6 266	7 162	(896)	-13%	9 549
Energy sources		281	1 000	-	-	-	-	-	-	-
Water management		-	-	-	-	-	-	-	-	-
Waste water management		-	-	-	-	-	-	-	-	-
Waste management		7 310	10 189	9 549	631	6 266	7 162	(896)	-13%	9 549
<i>Other</i>		2 012	4 138	4 038	168	1 378	3 029	(1 651)	-54%	4 038
Total Expenditure - Functional	3	166 043	239 228	238 273	18 302	137 630	178 217	(40 586)	-23%	238 273
Surplus/ (Deficit) for the year		85 405	2 061	2 609	31 622	79 768	2 445	77 323	3163%	2 609

This table assess the revenue and expenditure by department, the expenditure for the period ending 31 March 2022 is R137,6 million and revenue is R 217,3 million.

Expenditure by functional classification presents the expenditures by the departments. PWBS Department as the department responsible for the repairs and maintenance of the municipal assets and also with the largest staff complement.

Table C3 presents the same information as the table above, the difference being that it's by Municipal vote.

KZN436 Dr Nkosazana Dlamini Zuma - Table C3 Monthly Budget Statement - Financial Performance (revenue and expenditure by municipal vote) -										
Vote Description	Ref	2021/22	Budget Year 2022/23							
		Audited Outcome	Original Budget	Adjusted Budget	Monthly actual	YearTD actual	YearTD budget	YTD variance	YTD variance %	Full Year Forecast
R thousands										
Revenue by Vote	1									
Vote 1 - Executive and Council		1	-	-	-	-	-	-		-
Vote 2 - Budget and Treasury		210 192	192 777	191 942	39 935	178 653	143 956	34 697	24,1%	191 942
Vote 3 - Corporate Services		9	105	52	-	-	39	(39)	-100,0%	52
Vote 4 - Community Services		9 125	9 329	9 480	802	7 948	7 110	838	11,8%	9 480
Vote 5 - Public Works and Basic Services		31 580	38 831	38 831	9 175	30 374	29 123	1 251	4,3%	38 831
Vote 6 - Planning and Development		541	248	577	12	423	433	(10)	-2,3%	577
Vote 7 - [NAME OF VOTE 7]		-	-	-	-	-	-	-		-
Vote 8 - [NAME OF VOTE 8]		-	-	-	-	-	-	-		-
Vote 9 - [NAME OF VOTE 9]		-	-	-	-	-	-	-		-
Vote 10 - [NAME OF VOTE 10]		-	-	-	-	-	-	-		-
Vote 11 - [NAME OF VOTE 11]		-	-	-	-	-	-	-		-
Vote 12 - [NAME OF VOTE 12]		-	-	-	-	-	-	-		-
Vote 13 - [NAME OF VOTE 13]		-	-	-	-	-	-	-		-
Vote 14 - [NAME OF VOTE 14]		-	-	-	-	-	-	-		-
Vote 15 - [NAME OF VOTE 15]		-	-	-	-	-	-	-		-
Total Revenue by Vote	2	251 448	241 288	240 882	49 924	217 398	180 662	36 737	20,3%	240 882
Expenditure by Vote	1									
Vote 1 - Executive and Council		22 139	25 383	27 956	2 208	17 052	20 967	(3 915)	-18,7%	27 956
Vote 2 - Budget and Treasury		58 972	99 593	81 446	5 105	45 610	61 084	(15 474)	-25,3%	81 446
Vote 3 - Corporate Services		23 463	25 056	31 629	2 969	20 404	23 722	(3 318)	-14,0%	31 629
Vote 4 - Community Services		26 419	40 929	42 513	2 341	22 202	31 884	(9 682)	-30,4%	42 513
Vote 5 - Public Works and Basic Services		30 908	41 702	48 165	5 233	28 982	36 124	(7 141)	-19,8%	48 165
Vote 6 - Planning and Development		4 142	6 564	6 564	447	3 380	4 437	(1 057)	-23,8%	6 564
Vote 7 - [NAME OF VOTE 7]		-	-	-	-	-	-	-		-
Vote 8 - [NAME OF VOTE 8]		-	-	-	-	-	-	-		-
Vote 9 - [NAME OF VOTE 9]		-	-	-	-	-	-	-		-
Vote 10 - [NAME OF VOTE 10]		-	-	-	-	-	-	-		-
Vote 11 - [NAME OF VOTE 11]		-	-	-	-	-	-	-		-
Vote 12 - [NAME OF VOTE 12]		-	-	-	-	-	-	-		-
Vote 13 - [NAME OF VOTE 13]		-	-	-	-	-	-	-		-
Vote 14 - [NAME OF VOTE 14]		-	-	-	-	-	-	-		-
Vote 15 - [NAME OF VOTE 15]		-	-	-	-	-	-	-		-
Total Expenditure by Vote	2	166 043	239 228	238 273	18 302	137 630	178 217	(40 586)	-22,8%	238 273
Surplus/ (Deficit) for the year	2	85 405	2 061	2 609	31 622	79 768	2 445	77 323	3162,6%	2 609

Table C4 This schedule provides information on the planned revenue and operational expenditures against the actual results for the period ending 31 March 2022.

KZN436 Dr Nkosazana Dlamini Zuma - Table C4 Monthly Budget Statement - Financial Performance (revenue and expenditure) - M09 March										
Description	Ref	2021/22	Budget Year 2022/23							
		Audited Outcome	Original Budget	Adjusted Budget	Monthly actual	YearTD actual	YearTD budget	YTD variance	YTD variance %	Full Year Forecast
R thousands										
Revenue By Source										
Property rates		34 318	36 226	36 226	3 013	26 567	27 170	(603)	-2%	36 226
Service charges - electricity revenue		-	-	-	-	-	-	-	-	-
Service charges - water revenue		-	-	-	-	-	-	-	-	-
Service charges - sanitation revenue		-	-	-	-	-	-	-	-	-
Service charges - refuse revenue		3 878	4 045	4 045	334	3 007	3 034	(27)	-1%	4 045
Rental of facilities and equipment		878	864	892	118	835	669	166	25%	892
Interest earned - external investments		6 424	6 338	5 338	473	4 356	4 004	353	9%	5 338
Interest earned - outstanding debtors		5 355	6 193	5 850	532	4 459	4 387	71	2%	5 850
Dividends received		-	-	-	-	-	-	-	-	-
Fines, penalties and forfeits		1 631	418	745	2	998	559	437	78%	745
Licences and permits		414	664	478	32	331	358	(28)	-8%	478
Agency services		306	340	529	40	400	397	3	1%	529
Transfers and subsidies		168 530	147 721	148 230	35 442	147 550	111 172	36 378	33%	148 230
Other revenue		645	729	797	27	112	598	(486)	-81%	797
Gains		-	1 244	1 244	735	735	933	(198)	-21%	1 244
Total Revenue (excluding capital transfers and contributions)		222 381	204 780	204 374	40 749	189 347	153 281	36 067	24%	204 374
Expenditure By Type										
Employee related costs		66 929	86 453	85 120	5 631	55 318	63 839	(8 521)	-13%	85 120
Remuneration of councillors		11 598	11 901	11 901	926	8 486	8 926	(440)	-5%	11 901
Debt impairment		1 751	20 059	15 623	-	278	11 718	(11 440)	-98%	15 623
Depreciation & asset impairment		32 995	49 362	37 721	3 499	28 814	28 291	523	2%	37 721
Finance charges		149	303	203	1	11	152	(141)	-93%	203
Bulk purchases - electricity		-	-	-	-	-	-	-	-	-
Inventory consumed		2 973	4 090	4 504	179	2 034	3 378	(1 344)	-40%	4 504
Contracted services		23 343	36 858	47 044	4 456	22 477	34 908	(12 430)	-36%	47 044
Transfers and subsidies		2 031	2 068	1 636	90	835	1 227	(393)	-32%	1 636
Other expenditure		24 275	28 134	34 520	3 521	19 377	25 778	(6 401)	-25%	34 520
Losses		-	-	-	-	-	-	-	-	-
Total Expenditure		166 043	239 228	238 273	18 302	137 630	178 217	(40 586)	-23%	238 273
Surplus/(Deficit)										
Transfers and subsidies - capital (monetary allocations) (National / Provincial and District)		56 338	(34 447)	(33 899)	22 447	51 717	(24 936)	76 653	(0)	(33 899)
Transfers and subsidies - capital (monetary allocations) (National / Provincial Departmental Agencies, Households, Non-profit Institutions, Private Enterprises, Public Corporations, Higher Educational Institutions)		29 067	36 508	36 508	9 175	28 051	27 381	670	0	36 508
Transfers and subsidies - capital (in-kind - all)		-	-	-	-	-	-	-	-	-
Surplus/(Deficit) after capital transfers & contributions		85 405	2 061	2 609	31 622	79 768	2 445	-	-	-
Taxation		-	-	-	-	-	-	-	-	-
Surplus/(Deficit) after taxation		85 405	2 061	2 609	31 622	79 768	2 445	-	-	-
Attributable to minorities		-	-	-	-	-	-	-	-	-
Surplus/(Deficit) attributable to municipality		85 405	2 061	2 609	31 622	79 768	2 445	-	-	-
Share of surplus/ (deficit) of associate		-	-	-	-	-	-	-	-	-
Surplus/ (Deficit) for the year		85 405	2 061	2 609	31 622	79 768	2 445	-	-	-

In terms of the Second Quarter Budget & Performance assessment, the actual billed and/or collected to date is R 189,3 million inclusive of operational transfers and subsidies against YTD budget of R 153,2 million, this reflects a revenue variance against the period budget of 24% and that is reflecting a good performance against period target.

The operating expenditure budget as at 31 March 2022 is R178,2 million against a YTD Actual of R137,6 million and that is reflecting a variance of -23%, this indicates an under-spending against the period budget, when measured against the annual Adjusted budget reflect a spending of 58% of the total operating budget. The operating surplus for the period is R51,7 million before Capital transfers and contributions

Capital Expenditure

Table C5 below reports on the capital expenditures by departments (municipal vote) and also by standard classification. The bottom part of the schedule looks at the funding sources of the capital projects. The Capital expenditure report shown in attached C Schedule Table C5 has been prepared on the basis of the format required to be lodged electronically with

National Treasury, and is categorised by municipal vote. The summary report indicates the following:

KZN436 Dr Nkosazana Dlamini Zuma - Table C5 Monthly Budget Statement - Capital Expenditure (municipal vote, functional classification and funding) - M09 March

Vote Description		Ref	2021/22 Audited Outcome	Original Budget	Adjusted Budget	Monthly actual	Budget Year 2022/23				Full Year Forecast
							YearTD actual	YearTD budget	YTD variance	YTD variance %	
R thousands		1									
Multi-Year expenditure appropriation		2									
Vote 1 - Executive and Council			-	-	-	-	-	-	-	-	-
Vote 2 - Budget and Treasury			6 510	-	-	-	-	-	-	-	-
Vote 3 - Corporate Services			-	-	-	-	-	-	-	-	-
Vote 4 - Community Services			-	600	100	-	-	75	(75)	-100%	100
Vote 5 - Public Works and Basic Services			(709)	31 358	24 939	2 284	16 994	18 704	(1 710)	-9%	24 939
Vote 6 - Planning and Development			-	-	-	-	-	-	-	-	-
Vote 7 - [NAME OF VOTE 7]			-	-	-	-	-	-	-	-	-
Vote 8 - [NAME OF VOTE 8]			-	-	-	-	-	-	-	-	-
Vote 9 - [NAME OF VOTE 9]			-	-	-	-	-	-	-	-	-
Vote 10 - [NAME OF VOTE 10]			-	-	-	-	-	-	-	-	-
Vote 11 - [NAME OF VOTE 11]			-	-	-	-	-	-	-	-	-
Vote 12 - [NAME OF VOTE 12]			-	-	-	-	-	-	-	-	-
Vote 13 - [NAME OF VOTE 13]			-	-	-	-	-	-	-	-	-
Vote 14 - [NAME OF VOTE 14]			-	-	-	-	-	-	-	-	-
Vote 15 - [NAME OF VOTE 15]			-	-	-	-	-	-	-	-	-
Total Capital Multi-year expenditure		4,7	5 800	31 958	25 039	2 284	18 994	18 779	(1 785)	-10%	25 039
Single Year expenditure appropriation		2									
Vote 1 - Executive and Council			129	151	231	25	137	174	(37)	-21%	231
Vote 2 - Budget and Treasury			63 568	803	2 203	37	1 662	1 852	9	1%	2 203
Vote 3 - Corporate Services			439	1 708	2 075	(13)	531	1 107	(576)	-52%	2 075
Vote 4 - Community Services			4 837	10 547	12 859	767	3 152	9 644	(6 493)	-67%	12 859
Vote 5 - Public Works and Basic Services			894	47 472	48 743	4 535	18 070	36 355	(18 285)	-50%	48 743
Vote 6 - Planning and Development			65	160	160	-	-	120	(120)	-100%	160
Vote 7 - [NAME OF VOTE 7]			-	-	-	-	-	-	-	-	-
Vote 8 - [NAME OF VOTE 8]			-	-	-	-	-	-	-	-	-
Vote 9 - [NAME OF VOTE 9]			-	-	-	-	-	-	-	-	-
Vote 10 - [NAME OF VOTE 10]			-	-	-	-	-	-	-	-	-
Vote 11 - [NAME OF VOTE 11]			-	-	-	-	-	-	-	-	-
Vote 12 - [NAME OF VOTE 12]			-	-	-	-	-	-	-	-	-
Vote 13 - [NAME OF VOTE 13]			-	-	-	-	-	-	-	-	-
Vote 14 - [NAME OF VOTE 14]			-	-	-	-	-	-	-	-	-
Vote 15 - [NAME OF VOTE 15]			-	-	-	-	-	-	-	-	-
Total Capital single-year expenditure		4	70 033	60 842	66 272	5 351	23 550	49 052	(25 501)	-52%	66 272
Total Capital Expenditure		3	75 833	92 800	91 311	7 635	40 545	67 831	(27 286)	-40%	91 311
Capital Expenditure - Functional Classification											
Governance and administration			69 777	3 213	5 060	49	2 329	3 345	(1 016)	-30%	5 060
Executive and council			129	151	231	25	137	174	(37)	-21%	231
Finance and administration			69 648	3 061	4 828	24	2 192	3 171	(979)	-31%	4 828
Internal audit			-	-	-	-	-	-	-	-	-
Community and public safety			5 807	11 347	13 314	767	3 327	9 988	(6 659)	-67%	13 314
Community and social services			1 037	4 049	2 153	740	985	1 622	(637)	-39%	2 153
Sport and recreation			-	-	-	-	-	-	-	-	-
Public safety			4 770	7 298	11 152	26	2 342	8 364	(5 022)	-72%	11 152
Housing			-	-	-	-	-	-	-	-	-
Health			-	-	-	-	-	-	-	-	-
Economic and environmental services			250	74 740	67 922	6 820	34 773	58 739	(15 966)	-31%	67 922
Planning and development			69	72 153	60 585	6 365	30 852	45 236	(14 374)	-32%	60 585
Road transport			181	2 587	7 337	455	3 911	5 502	(1 591)	-29%	7 337
Environmental protection			-	-	-	-	-	-	-	-	-
Trading services			-	3 500	5 015	-	115	3 761	(3 646)	-97%	5 015
Energy sources			-	-	-	-	-	-	-	-	-
Water management			-	-	-	-	-	-	-	-	-
Waste water management			-	1 000	1 000	-	-	750	(750)	-100%	1 000
Waste management			-	2 500	4 015	-	115	3 011	(2 896)	-96%	4 015
Other			-	-	-	-	-	-	-	-	-
Total Capital Expenditure - Functional Classification		3	75 833	92 800	91 311	7 635	40 545	67 831	(27 286)	-40%	91 311
Funded by:											
National Government			0	36 508	36 508	6 365	24 392	27 381	(2 989)	-11%	36 508
Provincial Government			-	-	375	-	-	281	(281)	-100%	375
District Municipality			-	-	-	-	-	-	-	-	-
Other transfers and grants			-	-	-	-	-	-	-	-	-
Transfers recognised - capital			0	36 508	36 883	6 365	24 392	27 662	(3 270)	-12%	36 883
Public contributions & donations		5	-	-	-	-	-	-	-	-	-
Borrowing		6	-	-	-	-	-	-	-	-	-
Internally generated funds			6 149	56 292	54 428	1 271	16 153	40 188	(24 016)	-60%	54 428
Total Capital Funding			6 149	92 800	91 311	7 635	40 545	67 831	(27 286)	-40%	91 311

Grants Funded Capital

- The Capital grant allocation for the financial year was R 36,5 million as per Dora Allocation. In the month of March 2022 spending is R 6 364 505,33, we have R 24 392 092,61 spending YTD.
- Integrated National Electrification Programme (INEP) of R 12,7 was allocated. The grant reflects R 877 142.15 spending in the month of March 2022 and YTD is R4 373 720.03

Table A – Capital Expenditure Source

FUNDING SOURCE	2021/22 ADJUSTED BUDGET R'000	YTD Budget 31/03/2022	YTD Actual Expenditure AS AT 31/03/2021	Balances	% Spent
MIG	36 508 000	27 381 000	24 392 093	12 115 907	67%
INTERNAL	54 803 169	41 102 377	15 344 655	39 458 514	28%
TOTAL CAPEX	91 311 169	68 483 377	39 736 747	51 574 422	44%
INEP	12 720 000	9 540 000	4 373 720	8 346 280	34%
TOTAL INCLUDING INEP	104 031 169	78 023 377	44 110 467	59 920 702	42%

Table A above presents similar information as table C5 the difference is that table A includes Electrification projects that is not included on table C5 because in the construction process the municipality acts as an agent in terms of the service level agreement with Eskom.

The total adjusted capital budget for the 2021/2022 financial year is R 104 million inclusive of INEP and the MIG allocation is R 36 ,5 million. The cumulative capital expenditure for the period amounts to R 44,10 Million or 25% to the total budget. The municipality anticipate to spend 100% of the total capital budget as at the end of the financial year.

Therefore, the spending is sitting at 42% as at 31 March 2022 because of the delays caused by national lockdown and the delays on SCM processes and in some instance suitable service provider were not found as that would lead up the project being re-advertised but the expenditure will increase at the end of Quarter 4.

The municipality does not have delays arising from, poor performance on emerging contractors no appeal are in-process and no work stoppages.

The internal funding, the municipality has only spent 28% of its overall internal budget. The overall percentage of capital expenditure is 42% as at the end of March 2022(Incl. INEP).

2.3 Material variances over 5 percent - Revenue and Expenditure

The main contributing factors to the over collection/billing include the following:

The YTD Operating Revenue for the 2021/22 financial year is R 153,2 million against YTD actual of R 189,3 million which implies that the municipality has received more revenue than anticipated

The reasons for the variances will be discussed with reference to Table C4 of the Budget Statement Table, and is explained as follows

- **Rental on Facilities and Equipment:** (25%) Rental of facilities and equipment - Underestimation of revenue from ad-hoc rentals due to unpredicted changes on lockdown levels which has an effect on hire and use of municipal properties.
- **Interest on Investment:** (9%) Is as a result of extended measures in place for municipal investments
- **Licenses and Permits:**(-8) The municipality has been monitoring the revenue generated and considered to adjust revenue as now the variance has decreased. It is expected to be within the acceptable range at the end of the financial year
- **Fines, Penalties, Forfeits:** (78) The law enforcement unit issued more fines than what was initially anticipated due to increase in the number of offenders, a stray animals and vehicles impounded due to infringement of laws
- **Transfers and Subsidies:** (33%) reflects positive variance on transfers recognised, which is the result of 100% receipt of transfers and grants of which our year to date budget is not projected according to tranche allocation
- **Other Revenue:**(-81%) Other revenue is below the projected budget at the end of this month as a result of decrease on sale of tenders due to covid-19 regulations/ restrictions
- **Gains and disposal:** (-21) Auction has not taken place, Actual to date relates to donation for libraries

Operating Expenditure material variances

The YTD Operating Expenditure for the 2021/22 financial year is R137,6 million against YTD budget of R 178,2million which implies that the municipality has a negative variance of R -40,5 million in expenditure arising from different line items.

The reasons for the variances will be discussed with reference to Table C4 of the Budget Statement Table, and is explained as follows

- **Employee related cost:** (-13%) the variance is a result of the timing of filing of vacant positions.
- **Debt impairment:** (-98%) expenditure will be recognised at the end of the financial year. Debt impairment relates to long overdue customer accounts over 90 days. It is a non-cash

item and is budgeted at a rate being the difference of the cash the municipality intends to collect and what is not collectable from customers.

- Items included in this category are bad debts written off which at the time of compiling report, there were no provisions recorded on the financial system resulting in this variance
- **Finance charges:** (-93%) Delays on finalisation of tender for leasing machines
- **Other Materials:** (-40%) this variance is from the amount adjusted budget. maintenance and repairing of assets are going according to the adopted maintenance plan
- **Contracted Services:**(-36%) Cost containment regulations yielded positive results. There are savings and reduction on a number of operational costs items i.e., Accommodation, catering and due to delayed community programmes as a result of national lockdown and other programmes are scheduled to take place in the upcoming quarters.
- **Transfers and Subsidies:** (-32%) This is the expenditure incurred in providing free basic services to the community, the year-to-date actual is below the projected as it is depended on the number of indigents buying electricity.
- **Other Expenditure:** (-25%) reflects variance which is below what was budgeted. This is due to cost containment regulations and the timing of the projects; expenditure should increase during the course of the financial year.
- We must be cautious to not automatically view this underspending as savings which may be used elsewhere due to the following:
 - Historically, a large number of programmes commence in the third quarter for which budget must be retained, but the programmes are steady commencing.

Capital Expenditure material variances

The Capital Expenditure for the 2021/22 financial year is R 40,5 million against YTD budget of R 67,8 million which implies that the capital expenditure incurred is significantly below the projection.

Capital Expenditure:(-40%) variance is due to delays in implementing projects as a result of the Covid-19 restrictions, rezoning processes as well as the delays in Environmental Impact Assessment.

There were minor delays in other appointments as the advertisement were done before the end of the fourth quarter. However, project implementation is expected to improve before the end of the third quarter, The slow spending on the capital budget has been noted and remedial measures are to be put in place.

Internal Funded Capital Projects

- **Sdangeni Bridge** – The contractor is busy with site clearance and roadbed preparations. The project is 20% complete

- **Creighton Artificial Sport field** – The project is 75% complete
- **Construction of fire station** - The contractor is busy with earthworks and the project is 5% complete
- **Storm Water (All 15 Wards)** – The order for additional pipes is in the evaluation stage.
- **Renewal of gravel access roads (All 15 wards)** - The project is 66% complete
- **Upgrading of Underberg Town Phase 1** – The project is practical complete

Grant Funded Projects

- **Construction of Underberg Community Town Hall** - The project is 90% complete
- **Himeville Business Hives** – Letter for intention to terminate has been sent to consultant by Planning Department for slow progress.
- **Creighton Asphalt Road 6** – The contractor is busy with processing and compacting of G2 material and headwalls. The project is 65% complete
- **Sopholile Creche** - The project is 85% complete, busy with first coat
- **Lubovana Creche** - The project is 85% complete, busy with wall plates
- **Cabazi Hall** - The project is 75% complete, busy with first coat
- **Ndodeni Hall** - The project is 65% complete, busy with wall plates
- **Electrification Projects** - The service provider is busy with pre-marketing and prelim design

The detailed report for Capital Projects is attached as Appendix C (1) and detailed material variances on capital expenditure is attached as an annexure in the report.

PART 2 – SUPPORTING DOCUMENTATION

2.1 Debtors Analysis

Table SC3 presented below summarises the Debtors Age Analysis as at 31 March 2022.

KZN436 Dr Nkosazana Dlamini Zuma - Supporting Table SC3 Monthly Budget Statement - aged debtors - M09 March													
Description	NT Code	Budget Year 2021/22										Actual Bad Debts Written Off against Debtors	Impairment - Bad Debts I.L.O. Council Policy
		0-30 Days	31-60 Days	61-90 Days	91-120 Days	121-150 Dys	151-180 Dys	181 Dys-1 Yr	Over 1Yr	Total	Total over 90 days		
R thousands													
Debtors Age Analysis By Income Source													
Trade and Other Receivables from Exchange Transactions - Water	1200	-	-	-	-	-	-	-	-	-	-	-	-
Trade and Other Receivables from Exchange Transactions - Electricity	1300	-	-	-	-	-	-	-	-	-	-	-	-
Receivables from Non-exchange Transactions - Property Rates	1400	3 883	1 726	1 628	1 379	1 324	1 641	6 197	35 620	53 369	46 161	-	-
Receivables from Exchange Transactions - Waste Water Management	1500	-	-	-	-	-	-	-	-	-	-	-	-
Receivables from Exchange Transactions - Waste Management	1600	619	248	228	201	188	182	1 180	4 579	7 426	6 331	-	-
Receivables from Exchange Transactions - Property Rental Debtors	1700	-	-	-	-	-	-	-	-	-	-	-	-
Interest on Arrear Debtor Accounts	1810	-	-	-	20	38	71	562	17 664	18 295	18 295	-	-
Recoverable unauthorised, irregular, fruitless and wasteful expenditure	1820	-	-	-	-	-	-	-	-	-	-	-	-
Other	1900	(4 939)	40	49	40	41	36	217	2 329	(2 188)	2 653	-	-
Total By Income Source	2000	(438)	2 015	1 905	1 640	1 592	1 830	6 155	60 133	76 932	73 450	-	-
2020/21 - Totals only													
Debtors Age Analysis By Customer Group													
Organs of State	2200	(891)	522	514	471	467	458	2 635	24 755	28 930	28 786	-	-
Commercial	2300	281	426	405	319	301	270	864	4 715	7 560	6 468	-	-
Households	2400	412	799	734	640	605	1 016	3 654	21 834	29 665	27 751	-	-
Other	2500	(239)	289	253	210	219	185	1 092	8 829	10 727	10 445	-	-
Total By Customer Group	2600	(438)	2 015	1 905	1 640	1 592	1 830	6 155	60 133	76 932	73 450	-	-

- Consumer debtors' amount to R 76 932 066,66 Including accounts with credit balances as at the end of March 2022. This indicates an increase of R 5 128 043.02 from June 2021 in

which was R 71,804,023.64. The debtors' book is increasing as it is difficult to collect debtors over a year.

The debt is made up of the following:

- 1) Government: R 28 930 121,34
- 2) Business: R 7 579 507,12
- 3) Households: R 29 695 276,64
- 4) Other (including agriculture): R 10 727 161,56

Quarterly Collection Rate: Quarter 3

The Collection Rate at the end of March 2022

REVENUE ANALYSIS 2021/2022

Mar-22

Collection Rate	(Gross Debtors Closing Balance + Billed Revenue - Gross Debtors Opening Balance - Bad Debts Written Off)/Billed Revenue x 100		
			86%
	Gross Debtors closing balance	76 932 066,66	
	Gross Debtors opening balance	71 804 026,64	
	Bad debts written Off	-	
	Billed Revenue	24 240 007,07	

The fluctuation in the collection rate is noted in the 3rd quarter, With the implementation of the flat rate the department is hoping to see an improvement.

The department is also actively recovering old debt, which has yielded an improvement in receipts.

- The majority of debtors under this category is over 120 days and above, the matters have results in legal processes, estate late matters which pose a challenge as regards to debt collection. There are also certain accounts which are under query for various reasons, namely verification of government accounts prior to payment. The most significant debtors are reported to MANCO and Finance Portfolio Committee.
- The credit control measures for collection are implemented especially for old debt The municipality has attorneys to assist with collection of long outstanding debt when all internal processes have been exhausted.

- Revenue and debt collection unit has noted that more people are paying for their accounts since a dual collection strategy has been implemented (debt collection process is done both inhouse and supplemented by legal attorneys).

2.2 Creditors Age Analysis

The municipality does not have creditors age analysis, as the municipality makes an extra effort that creditors are paid within 30 days as per MFMA. The balance of trade payables for the month of March 2022 is sitting R 120,750 as there were no overdue outstanding invoices.

2.3 Cash and cash equivalents

The interest received from investment for the month of March 2022 is R 472 543,30 YTD amount is R 4,3 million. The cash bank balance as at 31 March 2022 amounted to R 19 million and short-term investments amounted to R 206.2 million with a total cash and cash equivalents of R 225.2 million. The cash coverage ratio as at 31 March is 10 Months based on average of R 17.3 million per month fixed operating expenditure. This indicates that the municipality as at 31 March 2022 has sufficient cash to operate for a period more than 3 months without receiving grants to cover operating costs. The norm as set out in the uniform financial ratios and norms circular 71 is 1 to 3 months.

The investment register with full details of accounts is attached as an annexure to the report.

ANALYSIS OF CASH & INVESTMENTS TABLE BELOW

Table 2.3

Investments by maturity	Market value at end of the month
Name of institution & investment ID	
FNB	71 758 296,49
NED BANK	41 090 163,72
INVESTEC	10 530 275,46
STANDARD BANK	51 887 655,97
ABSA BUSINESS BANK	30 949 425,70
TOTAL INVESTMENTS AND INTEREST	206 215 817,34

Bank Balances

The following reflects bank balances at 31 March 2022

Description	January 22	February 22	March 22
FNB Primary Account: 62026224999	10 569 013.65	6 958 046.50	17 949 320,60
FNB Money Market Account: 52552036969	1 089 400.20	1 103 787.57	1 118 431,99
Total Cash held as at 31 March 2022	11 658 413.85	8 061 834.07	19 067 752,59

The Total Cash held as at 31 March 2022 is R 19 067 752,59.

2.4 Conditional Grants Allocation and Grant receipts and Expenditure

The Municipality have received the conditional grant allocations amounting to R 63.1 million, YTD is R 200.4 million including Equitable Share and the municipality has roll-overs of R 6,4 million at the beginning of the financial year, the Municipality has only received written approval of R708,983,00 from Treasury. That amount has now included in the adjusted budget. The table below indicate the total spending to date is R 40.8 million as at 31 March 2022

Table 2.4

DR NKOSAZANA DLAMINI-ZUMA LOCAL MUNICIPALITY GRANTS SUMMARY March 2021-2022										
GRANT NAME	Vote Number	Original Budget 2020/2021	ROLL- OVER/OPENING BALANCE	APPROVED ROLLOVER BY NATIONAL TREASURY	TOTAL RECEIVED/ROLL OVER	TOTAL SPENT BUDGET TO DATE	TOTAL UNSPENT BUGDET TO DATE	TOTAL UNSPENT VS RECEIVED/ROLLO VER ALLOCATION	TB/GI Balance	Difference
NATIONAL TREASURY GRANTS										
MIG	30311070111	36 508 000	-	-	42 508 000	28 050 907	8 457 093	14 457 093	14 457 093	-
FMG	30311070231	1 950 000	-	-	1 950 000	1 558 481	391 519	391 519	391 519	-
EPWP	30311070221	2 323 000	-	-	2 323 000	2 323 000	-	-	-	-
ELECTRIFICATION GRANT	30311070131	12 720 000	-	-	9 700 000	4 373 720	8 346 280	5 326 280	5 326 280	-
SUB-TOTAL		53 501 000	-	-	56 481 000	36 306 108	17 194 892	20 174 892	20 174 892	-
KZN PROVINCIAL GRANTS										
LIBRARY SERVICE OPERATIONAL GR	30311070251	3 972 000	-	-	3 972 000	3 817 865	154 135	154 135	154 135	-
CAPACITY BUILDING	30311073110/1/2	-	80 000	-	80 000	-	80 000	80 000	80 000	-
GREENEST MUNICIPAL AWARD	30311070190/1/2	-	375 000	-	375 000	375 000	-	-	-	-
SUB-TOTAL		3 972 000	455 000	-	4 427 000	4 192 865	234 135	234 135	234 135	-
OTHER										
ANTI CORRUPTION GRANT	30311073140/1/2	-	133 983	-	133 983	-	133 983	133 983	133 983	-
Tittle Deeds Restoration Grant	30311070020/12	-	200 000	-	200 000	-	200 000	200 000	200 000	-
BHIDLA HOUSING PROJECT	30311072940/1/2	-	5 624 057	-	5 935 082	311 024	5 624 057	5 624 057	5 624 057	-
		-	5 958 040	-	6 269 065	311 024	5 958 040	5 958 040	5 958 040	-
TOTAL GRANTS		57 473 000	6 413 040	-	67 177 065	40 809 997	23 387 068	26 367 068	26 367 068	-

2.5 Councillor and Staff Benefits

Table SC8 presents the expenditure of councillor and staff benefits at 31 March 2022

The table SC8 below for monthly budget statement Councillor and staff Benefit shows the detailed spending of staff salaries and wages and Councillor's remuneration.

KZN436 Dr Nkosazana Dlamini Zuma - Supporting Table SC8 Monthly Budget Statement - councillor and staff benefits - M09 March

Summary of Employees and Councillor remuneration	Ref	2020/21	Budget Year 2021/22							
		Audited Outcome	Original Budget	Adjusted Budget	Monthly actual	YearTD actual	YearTD budget	YTD variance	YTD variance %	Full Year Forecast
R thousands	1	A	B	C						D
Councillors (Political Office Bearers plus Other)										
Basic Salaries and Wages		8 081	8 256	8 256	700	6 361	6 192	170	3%	8 256
Pension and UIF Contributions		1 141	1 166	1 166	94	775	874	(99)	-11%	1 166
Medical Aid Contributions		-	-	-	-	-	-	-	-	-
Motor Vehicle Allowance		1 088	1 112	1 112	25	476	834	(358)	-43%	1 112
Cellphone Allowance		1 288	1 368	1 368	107	873	1 026	(153)	-15%	1 368
Housing Allowances		-	-	-	-	-	-	-	-	-
Other benefits and allowances		-	-	-	-	-	-	-	-	-
Sub Total - Councillors		11 598	11 901	11 901	926	8 486	8 926	(440)	-5%	11 901
% Increase	4		2,6%	2,6%						2,6%
Senior Managers of the Municipality	3									
Basic Salaries and Wages		4 480	5 372	5 372	362	3 264	4 029	(764)	-19%	5 372
Pension and UIF Contributions		115	185	185	15	134	139	(5)	-3%	185
Medical Aid Contributions		55	114	114	5	37	86	(49)	-57%	114
Overtime		-	-	-	-	-	-	-	-	-
Performance Bonus		562	235	235	-	65	176	(111)	-63%	235
Motor Vehicle Allowance		330	491	491	38	346	368	(22)	-6%	491
Cellphone Allowance		-	-	-	-	-	-	-	-	-
Housing Allowances		80	84	84	7	60	63	(4)	-6%	84
Other benefits and allowances		42	201	201	0	23	151	(127)	-85%	201
Payments in lieu of leave		-	-	-	-	-	-	-	-	-
Long service awards		-	-	-	-	-	-	-	-	-
Post-retirement benefit obligations	2	-	-	-	-	-	-	-	-	-
Sub Total - Senior Managers of Municipality		5 663	6 682	6 682	427	3 929	5 011	(1 083)	-22%	6 682
% Increase	4		18,0%	18,0%						18,0%
Other Municipal Staff										
Basic Salaries and Wages		42 120	55 199	55 199	3 989	36 401	41 399	(4 997)	-12%	55 199
Pension and UIF Contributions		6 906	8 465	8 465	658	5 810	6 349	(539)	-8%	8 465
Medical Aid Contributions		3 523	3 224	3 224	268	2 340	2 418	(78)	-3%	3 224
Overtime		2 391	4 761	4 761	179	2 156	3 570	(1 414)	-40%	4 761
Performance Bonus		1 033	1 419	1 419	-	1 304	1 064	240	23%	1 419
Motor Vehicle Allowance		-	-	-	-	-	-	-	-	-
Cellphone Allowance		-	-	-	-	-	-	-	-	-
Housing Allowances		110	398	398	11	96	298	(202)	-68%	398
Other benefits and allowances		2 402	3 442	3 442	50	2 696	2 581	115	4%	3 442
Payments in lieu of leave		-	-	-	-	-	-	-	-	-
Long service awards		1 313	441	441	48	315	331	(15)	-5%	441
Post-retirement benefit obligations	2	1 468	2 424	1 091	-	271	818	(547)	-67%	1 091
Sub Total - Other Municipal Staff		61 265	79 771	78 438	5 204	51 389	58 828	(7 439)	-13%	78 438
% Increase	4		30,2%	28,0%						28,0%
Total Parent Municipality		78 526	98 354	97 021	6 557	63 804	72 765	(8 961)	-12%	97 021

Section 66 of the MFMA requires that the accounting officer of a municipality must report to Council in a prescribed format all expenditure incurred by the municipality on staff salaries, wages and benefits in a manner that discloses expenditure per type such as salaries contributions for pensions etc.

As at 31 March 2022, 71% of the councillor's allowances budget was spent and 64% spent against employee related costs budget. As at 31 March 2022 the total salary cost represented 40% of YTD operating expenditure for the period.

2.6 Capital Expenditure Trend as at 31 March 2022

KZN436 Dr Nkosazana Dlamini Zuma - Supporting Table SC12 Monthly Budget Statement - capital expenditure trend - M09 March									
Month	2020/21	Budget Year 2021/22							
	Audited Outcome	Original Budget	Adjusted Budget	Monthly actual	YearTD actual	YearTD budget	YTD variance	YTD variance %	% spend of Original Budget
R thousands									
Monthly expenditure performance trend									
July	510	7 733	7 537	76	76	7 537	7 461	99,0%	0%
August	224	7 733	7 537	123	199	15 073	14 875	98,7%	0%
September	5 967	7 733	7 537	4 671	4 870	22 610	17 740	78,5%	5%
October	5 276	7 733	7 537	7 368	12 239	30 147	17 908	59,4%	13%
November	1 492	7 733	7 537	4 251	16 489	37 684	21 195	56,2%	18%
December	6 563	7 733	7 537	10 649	27 138	45 220	18 082	40,0%	29%
January	2 927	7 733	7 537	1 386	28 524	52 757	24 233	45,9%	31%
February	3 517	7 733	7 537	4 385	32 910	60 294	27 384	45,4%	35%
March	6 573	7 733	7 537	7 635	40 545	67 831	27 286	40,2%	44%
April	6 236	7 733	7 537	–	40 545	75 367	34 823	46,2%	44%
May	8 439	7 733	7 537	–	40 545	82 904	42 359	51,1%	44%
June	28 108	7 734	8 407	–	40 545	91 311	50 766	55,6%	44%
Total Capital expenditure	75 833	92 800	91 311	40 545					

2.7 Capital Expenditure on New Assets by Asset Class – 31 March 2022

KZN436 Dr Nkosazana Dlamini Zuma - Supporting Table SC13a Monthly Budget Statement - capital expenditure on new assets by asset class -

Description	Ref	2020/21	Budget Year 2021/22							
		Audited Outcome	Original Budget	Adjusted Budget	Monthly actual	YearTD actual	YearTD budget	YTD variance	YTD variance %	Full Year Forecast
R thousands	1									
Capital expenditure on new assets by Asset Class/Sub-class										
Infrastructure		10 234	18 600	13 180	1 744	3 995	9 885	5 890	59,6%	13 180
Roads Infrastructure		10 234	16 500	10 580	1 744	3 995	7 935	3 940	49,7%	10 580
Roads		10 234	16 500	10 580	1 744	3 995	7 935	3 940	49,7%	10 580
Electrical Infrastructure		-	500	500	-	-	375	375	100,0%	500
HV Switching Station		-	500	500	-	-	375	375	100,0%	500
Solid Waste Infrastructure		-	1 600	2 100	-	-	1 575	1 575	100,0%	2 100
Landfill Sites		-	500	400	-	-	300	300	100,0%	400
Waste Transfer Stations		-	1 100	1 700	-	-	1 275	1 275	100,0%	1 700
Waste Processing Facilities		-	-	-	-	-	-	-	-	-
Community Assets		7 874	32 388	30 321	4 621	21 090	22 741	1 651	7,3%	30 321
Community Facilities		4 930	24 388	22 011	3 096	15 804	16 508	704	4,3%	22 011
Halls		1 152	16 000	16 100	2 444	12 407	12 075	(332)	-2,8%	16 100
Centres		-	-	-	-	-	-	-	-	-
Crèches		582	3 523	3 508	653	2 704	2 631	(73)	-2,8%	3 508
Parks		-	465	200	-	-	150	150	100,0%	200
Public Ablution Facilities		-	200	-	-	-	-	-	-	-
Markets		-	3 700	1 510	-	-	1 132	1 132	100,0%	1 510
Taxi Ranks/Bus Terminals		3 195	500	693	-	693	520	(173)	-33,3%	693
Capital Spares		-	-	-	-	-	-	-	-	-
Sport and Recreation Facilities		2 944	8 000	8 310	1 524	5 286	6 233	947	15,2%	8 310
Indoor Facilities		-	-	-	-	-	-	-	-	-
Outdoor Facilities		2 944	8 000	8 310	1 524	5 286	6 233	947	15,2%	8 310
Capital Spares		-	-	-	-	-	-	-	-	-
Other assets		-	11 450	13 353	-	1 606	10 015	8 409	84,0%	13 353
Operational Buildings		-	11 450	13 353	-	1 606	10 015	8 409	84,0%	13 353
Municipal Offices		-	11 450	13 353	-	1 606	10 015	8 409	84,0%	13 353
Biological or Cultivated Assets		-	-	-	-	-	-	-	-	-
Biological or Cultivated Assets		-	-	-	-	-	-	-	-	-
Intangible Assets		259	499	489	30	100	367	266	72,7%	489
Servitudes		-	-	-	-	-	-	-	-	-
Licences and Rights		259	499	489	30	100	367	266	72,7%	489
Computer Software and Applications		139	349	339	30	40	254	214	84,2%	339
Local Settlement Software Applications		-	-	-	-	-	-	-	-	-
Unspecified		120	150	150	-	60	113	53	46,7%	150
Computer Equipment		646	660	715	499	786	536	(250)	-46,6%	715
Computer Equipment		646	660	715	499	786	536	(250)	-46,6%	715
Furniture and Office Equipment		356	981	1 843	245	1 066	1 180	114	9,6%	1 843
Furniture and Office Equipment		356	981	1 843	245	1 066	1 180	114	9,6%	1 843
Machinery and Equipment		621	2 722	4 321	(2 852)	1 865	3 241	1 375	42,4%	4 321
Machinery and Equipment		621	2 722	4 321	(2 852)	1 865	3 241	1 375	42,4%	4 321
Transport Assets		4 268	-	6 700	3 349	5 229	5 025	(204)	-4,1%	6 700
Transport Assets		4 268	-	6 700	3 349	5 229	5 025	(204)	-4,1%	6 700
Total Capital Expenditure on new assets	1	24 257	67 300	70 922	7 635	35 738	52 989	17 251	32,6%	70 922

2.8 Capital Expenditure on Renewal of Existing Assets by Asset Class – 31 March 2022

KZN436 Dr Nkosazana Dlamini Zuma - Supporting Table SC13b Monthly Budget Statement - capital expenditure on renewal of existing assets by										
Description	Ref	2020/21	Budget Year 2021/22							
		Audited Outcome	Original Budget	Adjusted Budget	Monthly actual	YearTD actual	YearTD budget	YTD variance	YTD variance %	Full Year Forecast
R thousands	1									
Capital expenditure on renewal of existing assets by Asset Class/Sub-class										
Infrastructure		31 756	10 000	10 069	-	-	7 551	7 551	100,0%	10 069
Roads Infrastructure		31 756	10 000	10 069	-	-	7 551	7 551	100,0%	10 069
Roads		31 756	10 000	10 069	-	-	7 551	7 551	100,0%	10 069
Road Structures		-	-	-	-	-	-	-	-	-
Servitudes		-	-	-	-	-	-	-	-	-
Licences and Rights		-	-	-	-	-	-	-	-	-
Water Rights		-	-	-	-	-	-	-	-	-
Effluent Licenses		-	-	-	-	-	-	-	-	-
Solid Waste Licenses		-	-	-	-	-	-	-	-	-
Computer Software and Applications		-	-	-	-	-	-	-	-	-
Load Settlement Software Applications		-	-	-	-	-	-	-	-	-
Unspecified		-	-	-	-	-	-	-	-	-
Total Capital Expenditure on renewal of existing assets	1	31 756	10 000	10 069	-	-	7 551	7 551	100,0%	10 069

2.9 Capital expenditure on upgrading of existing assets by asset class – 31 March 2022

KZN436 Dr Nkosazana Dlamini Zuma - Supporting Table SC13e Monthly Budget Statement - capital expenditure on upgrading of existing assets										
Description	Ref	2020/21	Budget Year 2021/22							
		Audited Outcome	Original Budget	Adjusted Budget	Monthly actual	YearTD actual	YearTD budget	YTD variance	YTD variance %	Full Year Forecast
R thousands	1									
Capital expenditure on upgrading of existing assets by Asset Class/Sub-class										
Infrastructure		13 625	13 600	8 871	-	4 749	6 653	1 904	28,6%	8 871
Roads Infrastructure		13 625	13 000	8 331	-	4 634	6 248	1 615	25,8%	8 331
Roads		13 625	13 000	8 331	-	4 634	6 248	1 615	25,8%	8 331
Road Structures		-	-	-	-	-	-	-	-	-
Capital Spares		-	-	-	-	-	-	-	-	-
Solid Waste Infrastructure		-	600	540	-	115	405	290	71,5%	540
Landfill Sites		-	600	540	-	115	405	290	71,5%	540
Waste Transfer Stations		-	-	-	-	-	-	-	-	-
Capital Spares		-	-	-	-	-	-	-	-	-
Community Assets		73	1 250	850	-	58	637	579	90,9%	850
Community Facilities		73	250	250	-	58	187	129	69,0%	250
Libraries		-	-	-	-	58	-	(58)	#DIV/0!	-
Cemeteries/Crematoria		-	-	-	-	-	-	-	-	-
Nature Reserves		-	-	-	-	-	-	-	-	-
Public Ablution Facilities		-	250	250	-	-	187	187	100,0%	250
Markets		-	-	-	-	-	-	-	-	-
Taxi Ranks/Bus Terminals		73	-	-	-	-	-	-	-	-
Capital Spares		-	-	-	-	-	-	-	-	-
Sport and Recreation Facilities		-	1 000	600	-	-	450	450	100,0%	600
Indoor Facilities		-	-	-	-	-	-	-	-	-
Outdoor Facilities		-	1 000	600	-	-	450	450	100,0%	600
Other assets		6 122	-	-	-	-	-	-	-	-
Operational Buildings		6 122	-	-	-	-	-	-	-	-
Municipal Offices		6 122	-	-	-	-	-	-	-	-
Pay/Enquiry Points		-	-	-	-	-	-	-	-	-
Furniture and Office Equipment		-	650	600	-	-	-	-	-	600
Furniture and Office Equipment		-	650	600	-	-	-	-	-	600
Machinery and Equipment		-	-	-	-	-	-	-	-	-
Total Capital Expenditure on upgrading of existing assets	1	19 821	15 500	10 321	-	4 807	7 291	2 483	34,1%	10 321

3 Schedule C table

Schedule C table version 6.5 attached.

4 Progress on capital project

Project status report attached.

5 Municipal Manager's quality certification

Quality certificate attached.

Municipal In-year reports & supporting tables

[Click for Instructions!](#)

Accountability

Transparency

Information &



national treas

Department:
National Treasury
REPUBLIC OF SOUTH AFR

Contact details:

Budget submission enquiries:

Elsabé Rossouw

National Treasury

Tel: (012) 315-5534

Electronic documents: lgdocuments@treasury.gov.za

Preparation Instructions

Municipality Name:	KZN436 Dr Nkosazana Dlamini Zuma ▼		
CFO Name:	KMB Mzimela		
Tel:	039 833 1038	Fax:	039 833 1539
E-Mail:	cfo@ndz.gov.za		
Reporting period:	M09 March ▼		
MTREF:	2021 ▼	Budget Year:	2021/22
Does this municipality have Entities?	No ▼		
If YES: Identify type of report:	M09 March ▼		

Name Votes & Sub-Votes

Printing Instructions

Showing / Hiding Columns

Hide Reference columns on all sheets

Hide Pre-audit columns on all sheets

Showing / Clearing Highlights

Clear Highlights on all sheets

Importants documents which
provide essential assistanceMFMA Budget Circular[Click to](#)MBRR Budget Formats Guide[Click to](#)Dummy Budget Guide[Click to](#)Funding Compliance Guide[Click to](#)MFMA Return Forms[Click to](#)

Organisational Structure Votes

Complete Votes & Sub-Votes

Vote 3 - Corporate Services
 Vote 4 - Community Services
 Vote 5 - Public Works and Basic Services
 Vote 6 - Planning and Development
 Vote 7 - [NAME OF VOTE 7]
 Vote 8 - [NAME OF VOTE 8]
 Vote 9 - [NAME OF VOTE 9]
 Vote 10 - [NAME OF VOTE 10]
 Vote 11 - [NAME OF VOTE 11]
 Vote 12 - [NAME OF VOTE 12]
 Vote 13 - [NAME OF VOTE 13]
 Vote 14 - [NAME OF VOTE 14]
 Vote 15 - [NAME OF VOTE 15]

1.2 Internal Audit
 1.3 [Name of sub-vote]
 1.4 [Name of sub-vote]
 1.5 [Name of sub-vote]
 1.6 [Name of sub-vote]
 1.7 [Name of sub-vote]
 1.8 [Name of sub-vote]
 1.9 [Name of sub-vote]
 1.10 [Name of sub-vote]
Vote 2 Budget and Treasury
 2.1 Budget and Treasury
 2.2 [Name of sub-vote]
 2.3 [Name of sub-vote]
 2.4 [Name of sub-vote]
 2.5 [Name of sub-vote]
 2.6 [Name of sub-vote]
 2.7 [Name of sub-vote]
 2.8 [Name of sub-vote]
 2.9 [Name of sub-vote]
 2.10 [Name of sub-vote]
Vote 3 Corporate Services
 3.1 Corporate services admin and auxiliary services
 3.2 Human Resources
 3.3 [Name of sub-vote]
 3.4 [Name of sub-vote]
 3.5 [Name of sub-vote]
 3.6 [Name of sub-vote]
 3.7 [Name of sub-vote]
 3.8 [Name of sub-vote]
 3.9 [Name of sub-vote]
 3.10 [Name of sub-vote]
Vote 4 Community Services
 4.1 Community Services Administration
 4.2 Traffic and Protection Services
 4.3 Disaster Management
 4.4 Municipal Pound
 4.5 Sportsfields
 4.6 Libraries
 4.7 Community Programmes
 4.8 LED and Tourism
 4.9 [Name of sub-vote]
 4.10 [Name of sub-vote]
Vote 5 Public Works and Basic Services
 5.1 Roads
 5.2 Housing
 5.3 Waste Management
 5.4 PMU
 5.5 [Name of sub-vote]
 5.6 [Name of sub-vote]
 5.7 [Name of sub-vote]
 5.8 [Name of sub-vote]
 5.9 [Name of sub-vote]
 5.10 [Name of sub-vote]
Vote 6 Planning and Development
 6.1 Planning and Development
 6.2 [Name of sub-vote]
 6.3 [Name of sub-vote]
 6.4 [Name of sub-vote]
 6.5 [Name of sub-vote]
 6.6 [Name of sub-vote]
 6.7 [Name of sub-vote]
 6.8 [Name of sub-vote]
 6.9 [Name of sub-vote]
 6.10 [Name of sub-vote]
Vote 7 [NAME OF VOTE 7]
 7.1 [Name of sub-vote]
 7.2 [Name of sub-vote]
 7.3 [Name of sub-vote]
 7.4 [Name of sub-vote]
 7.5 [Name of sub-vote]
 7.6 [Name of sub-vote]
 7.7 [Name of sub-vote]
 7.8 [Name of sub-vote]
 7.9 [Name of sub-vote]
 7.10 [Name of sub-vote]
Vote 8 [NAME OF VOTE 8]
 8.1 [Name of sub-vote]
 8.2 [Name of sub-vote]
 8.3 [Name of sub-vote]
 8.4 [Name of sub-vote]
 8.5 [Name of sub-vote]
 8.6 [Name of sub-vote]
 8.7 [Name of sub-vote]
 8.8 [Name of sub-vote]
 8.9 [Name of sub-vote]
 8.10 [Name of sub-vote]
Vote 9 [NAME OF VOTE 9]
 9.1 [Name of sub-vote]
 9.2 [Name of sub-vote]
 9.3 [Name of sub-vote]
 9.4 [Name of sub-vote]
 9.5 [Name of sub-vote]
 9.6 [Name of sub-vote]
 9.7 [Name of sub-vote]
 9.8 [Name of sub-vote]
 9.9 [Name of sub-vote]
 9.10 [Name of sub-vote]

1.2 - Internal Audit

2.1 - Budget and Treasury

3.1 - Corporate services admin and auxiliary services
 3.2 - Human Resources

4.1 - Community Services Administration
 4.2 - Traffic and Protection Services
 4.3 - Disaster Management
 4.4 - Municipal Pound
 4.5 - Sportsfields
 4.6 - Libraries
 4.7 - Community Programmes
 4.8 - LED and Tourism

5.1 - Roads
 5.2 - Housing
 5.3 - Waste Management
 5.4 - PMU

6.1 - Planning and Development

KZN436 Dr Nkosazana Dlamini Zuma - Contact Information

A. GENERAL INFORMATION

Municipality KZN436 Dr Nkosazana Dlamini Zuma

Grade 3

1 Grade in terms of the Remuneration of Public Office Bearers Act.

Province KZN KWAZULU-NATAL

Web Address www.ndz.gov.za

E-mail Address mailbox@ndz.gov.za

B. CONTACT INFORMATION

Postal address:

P.O. Box PO BOX 62

City / Town Creighton

Postal Code 3263

Street address

Building DR Nkosazana Dlamini Zuma Municipality

Street No. & Name Creighton Main Road

City / Town Creighton

Postal Code 3263

General Contacts

Telephone number 039 833 1038

Fax number 039 833 1539

C. POLITICAL LEADERSHIP

Speaker:

ID Number 7903085659082

Title Mr

Name Sifiso Sydney Phoswa

Telephone number 039 833 1038

Cell number 072 708 4358

Fax number N/A

E-mail address freemanphoswa@gmail.com

Secretary/PA to the Speaker:

ID Number 781015 5701 084

Title Mr

Name Velani Sosibo

Telephone number 039 833 1038

Cell number 073 470 3037

Fax number N/A

E-mail address Sosibov@ndz.gov.za

Mayor/Executive Mayor:

ID Number 7007290351087

Title Mrs

Name Precious Sindisiwe Msomi

Telephone number 039 833 1038

Cell number 082 598 5467

Fax number N/A

E-mail address majobemsomi@gmail.com

Secretary/PA to the Mayor/Executive Mayor:

ID Number 860912 0879 085

Title Miss

Name Samkelisiwe Sikhakhane

Telephone number 039 8331038

Cell number 067 957 3640

Fax number N/A

E-mail address Sikhakhane@ndz.gov.za

Deputy Mayor/Executive Mayor:

ID Number 8312290301085

Title Miss

Name Kholeka Annacleta Hadebe

Telephone number 039 833 1038

Cell number 063 699 8803

Fax number N/A

E-mail address Kholz83@gmail.com

Secretary/PA to the Deputy Mayor/Executive Mayor:

ID Number 881211 0692 084

Title Miss

Name Nokwanda Chule

Telephone number 039 833 1038

Cell number 082 951 0341

Fax number N/A

E-mail address chulen@ndz.gov.za

D. MANAGEMENT LEADERSHIP

Municipal Manager:		Secretary/PA to the Municipal Manager:	
ID Number	690127 5582 081	ID Number	880713 0737 083
Title	Mr	Title	Miss
Name	N.C. Vezin	Name	S. Mbatha
Telephone number	039 833 1038	Telephone number	039 833 1038
Cell number	073 976 6682	Cell number	060 993 2867
Fax number	039 833 1539	Fax number	039 833 1539
E-mail address	Vezin@ndz.gov.za	E-mail address	mbathas@ndz.gov.za
Chief Financial Officer		Secretary/PA to the Chief Financial Officer	
ID Number	840531 5489 081	ID Number	870304 0833 080
Title	Mr	Title	Ms
Name	KMB Mzimela	Name	P Mbele
Telephone number	039 833 1038	Telephone number	039 833 1038
Cell number	060 544 5411	Cell number	071 304 1194
Fax number	039 833 1539	Fax number	039 833 1539
E-mail address	cfo@ndz.gov.za	E-mail address	mbelepe@ndz.gov.za
Official responsible for submitting financial information		Official responsible for submitting financial information	
ID Number	810926 5730 086	ID Number	841016 0917 087
Title	Mr	Title	Ms
Name	Phillip Mtungwa	Name	Nokuthula Khuboni
Telephone number	039 833 1038	Telephone number	039 833 1038
Cell number	071 484 1593	Cell number	072 770 0153
Fax number	039 833 1539	Fax number	039 833 1539
E-mail address	mtungwap@ndz.gov.za	E-mail address	khubonin@ndz.gov.za
Official responsible for submitting financial information		Official responsible for submitting financial information	
ID Number	8807045716081	ID Number	
Title	Mr	Title	
Name	Lulama Hlengwa	Name	
Telephone number	039 833 1038	Telephone number	
Cell number	0817378394	Cell number	
Fax number	039 833 1179	Fax number	
E-mail address	hlengwal@ndz.gov.za	E-mail address	
Official responsible for submitting financial information		Official responsible for submitting financial information	
ID Number	0	ID Number	0
Title	0	Title	0
Name	0	Name	0
Telephone number	0	Telephone number	0
Cell number	0	Cell number	0
Fax number	0	Fax number	0
E-mail address	0	E-mail address	0
Official responsible for submitting financial information		Official responsible for submitting financial information	
ID Number	0	ID Number	0
Title	0	Title	0
Name	0	Name	0
Telephone number	0	Telephone number	0
Cell number	0	Cell number	0
Fax number	0	Fax number	0
E-mail address	0	E-mail address	0

Official responsible for submitting financial information		Official responsible for submitting financial information	
ID Number	0	ID Number	0
Title	0	Title	0
Name	0	Name	0
Telephone number	0	Telephone number	0
Cell number	0	Cell number	0
Fax number	0	Fax number	0
E-mail address	0	E-mail address	0
Official responsible for submitting financial information		Official responsible for submitting financial information	
ID Number	0	ID Number	0
Title	0	Title	0
Name	0	Name	0
Telephone number	0	Telephone number	0
Cell number	0	Cell number	0
Fax number	0	Fax number	0
E-mail address	0	E-mail address	0
Official responsible for submitting financial information		Official responsible for submitting financial information	
ID Number	0	ID Number	0
Title	0	Title	0
Name	0	Name	0
Telephone number	0	Telephone number	0
Cell number	0	Cell number	0
Fax number	0	Fax number	0
E-mail address	0	E-mail address	0
Official responsible for submitting financial information		Official responsible for submitting financial information	
ID Number	0	ID Number	0
Title	0	Title	0
Name	0	Name	0
Telephone number	0	Telephone number	0
Cell number	0	Cell number	0
Fax number	0	Fax number	0
E-mail address	0	E-mail address	0

0000027

KZN436 Dr Nkosazana Dlamini Zuma - Table C1 Monthly Budget Statement Summary - M09 March

KZN436 Dr Nkosazana Dlamini Zuma - Table C1 Monthly Budget Statement Summary - M09 March										
Description	2020/21 Audited Outcome	Original Budget	Adjusted Budget	Budget Year 2021/22						Check
				Monthly actual	YearTD actual	YearTD budget	YTD variance	YTD variance %	Full Year Forecast	
R thousands										
Financial Performance										
Property rates	34 318	36 226	36 226	3 013	26 567	27 170	(603)	-2%	36 226	Link from C4 0200
Service charges	3 878	4 045	4 045	334	3 007	3 034	(27)	-1%	4 045	Link from C4 (Sum
Investment revenue	6 424	6 338	5 338	473	4 356	4 004	353	9%	5 338	Link from C4 0900
Transfers and subsidies	168 530	147 721	148 230	35 442	147 550	111 172	36 378	33%	148 230	Link from C4 1500
Other own revenue	9 231	10 450	10 535	1 487	7 867	7 901	(34)	-0%	10 535	Link from C4 (Sum
Total Revenue (excluding capital transfers and contributions)	222 381	204 780	204 374	40 749	189 347	153 281	36 067	24%	204 374	
Employee costs	66 929	86 453	85 120	5 631	55 318	63 839	(8 521)	-13%	85 120	Link from C4 2000
Remuneration of Councillors	11 598	11 901	11 901	926	8 486	8 926	(440)	-5%	11 901	Link from C4 2100
Depreciation & asset impairment	32 995	49 362	37 721	3 499	28 814	28 291	523	2%	37 721	Link from C4 2300
Finance charges	149	303	203	1	11	152	(141)	-93%	203	Link from C4 2400
Materials and bulk purchases	2 973	4 090	4 504	179	2 034	3 378	(1 344)	-40%	4 504	Link from C4 (Sum
Transfers and subsidies	2 031	2 068	1 636	90	835	1 227	(393)	-32%	1 636	Link from C4 2800
Other expenditure	49 369	85 050	97 188	7 977	42 133	72 404	(30 271)	-42%	97 188	Link from C4 (Sum
Total Expenditure	166 043	239 228	238 273	18 302	137 630	178 217	(40 586)	-23%	238 273	
Surplus/(Deficit)	56 338	(34 447)	(33 899)	22 447	51 717	(24 936)	76 653	-307%	(33 899)	Sum
Transfers and subsidies - capital (monetary allocation)	29 067	36 508	36 508	9 175	28 051	27 381	670	2%	36 508	Link from C4 3300
Contributions & Contributed assets	-	-	-	-	-	-	-	-	-	Link from C4 (Sum
Surplus/(Deficit) after capital transfers & contributions	85 405	2 061	2 609	31 622	79 768	2 445	77 323	3163%	2 609	
Share of surplus/ (deficit) of associate	-	-	-	-	-	-	-	-	-	Link from C4 4100
Surplus/ (Deficit) for the year	85 405	2 061	2 609	31 622	79 768	2 445	77 323	3163%	2 609	
Capital expenditure & funds sources										
Capital expenditure	75 833	92 800	91 311	7 635	40 545	67 831	(27 286)	-40%	91 311	Link from C5 CAPE
Capital transfers recognised	0	36 508	36 883	6 365	24 392	27 662	(3 270)	-12%	36 883	Link from C5 2050
Public contributions & donations	-	-	-	-	-	-	-	-	-	Link from C5 2060
Borrowing	-	-	-	-	-	-	-	-	-	Link from C5 2070
Internally generated funds	6 149	56 292	54 428	1 271	16 153	40 168	(24 016)	-60%	54 428	Link from C5 2080
Total sources of capital funds	6 149	92 800	91 311	7 635	40 545	67 831	(27 286)	-40%	91 311	
Financial position										
Total current assets	207 167	172 970	193 594		86 169				193 594	Link from C6 0180
Total non current assets	472 936	551 313	517 158		11 731				517 158	Link from C6 0290
Total current liabilities	54 610	70 440	83 631		18 132				83 631	Link from C6 0380
Total non current liabilities	18 211	20 554	17 111		-				17 111	Link from C6 0420
Community wealth/Equity	607 283	633 288	610 010		-				610 010	Link from C6 0480
Cash flows										
Net cash from (used) operating	267 452	81 165	73 140	27 877	158 110	54 855	(103 255)	-188%	73 140	Link from C7 0230
Net cash from (used) investing	(17 036)	(83 170)	(81 681)	(670)	(5 282)	(60 608)	(55 326)	91%	(81 681)	Link from C7 0320
Net cash from (used) financing	(2)	(20)	2	(1)	(0)	2	2	132%	2	Link from C7 0400
Cash/cash equivalents at the month/year end	374 618	123 398	150 636	-	152 827	153 424	597	0%	(8 540)	Link from C7 0430
Debtors & creditors analysis	0-30 Days	31-60 Days	61-90 Days	91-120 Days	121-150 Dys	151-180 Dys	181 Dys-1 Yr	Over 1Yr	Total	
Debtors Age Analysis	(438)	2 015	1 905	1 640	1 592	1 930	8 155	60 133	76 932	Link from SC3 2001
Total By Income Source								47	11 534	Link from SC4 1001
Creditors Age Analysis	11 487	-	-	-	-	-	-			
Total Creditors										

KZN436 Dr Nkosazana Dlamini Zuma - Table C2 Monthly Budget Statement - Financial Performance (functional classification) - M09 March

Description	Ref	Budget Year 2021/22									Check
		2020/21 Audited Outcome	Original Budget	Adjusted Budget	Monthly actual	YearTD actual	YearTD budget	YTD variance	YTD variance %	Full Year Forecast	
R thousands	1										
Revenue - Functional		210 202	192 881	191 994	39 935	178 492	143 996	34 496	24%	191 994	
Governance and administration		-	-	-	-	-	-	-	-	-	Link from C2C
Executive and council		-	-	-	-	-	-	-	-	-	Link from C2C
Finance and administration		210 202	192 881	191 994	39 935	178 492	143 996	34 496	24%	191 994	Link from C2C
Internal audit		-	-	-	-	-	-	-	-	-	
Community and public safety		6 802	5 284	5 435	468	5 098	4 076	1 022	25%	5 435	Link from C2C
Community and social services		6 215	3 973	3 980	395	3 826	2 985	841	28%	3 980	Link from C2C
Sport and recreation		-	-	-	-	-	-	-	-	-	Link from C2C
Public safety		586	1 311	1 455	72	1 272	1 091	181	17%	1 455	Link from C2C
Housing		-	-	-	-	-	-	-	-	-	Link from C2C
Health		-	-	-	-	-	-	-	-	-	
Economic and environmental services		30 566	39 079	39 408	9 187	30 801	29 556	1 245	4%	39 408	Link from C2C
Planning and development		541	248	577	12	423	433	(10)	-2%	577	Link from C2C
Road transport		30 025	38 831	38 831	9 175	30 378	29 123	1 255	4%	38 831	Link from C2C
Environmental protection		-	-	-	-	-	-	-	-	-	
Trading services		3 878	4 045	4 045	334	3 007	3 034	(27)	-1%	4 045	Link from C2C
Energy sources		-	-	-	-	-	-	-	-	-	Link from C2C
Water management		-	-	-	-	-	-	-	-	-	Link from C2C
Waste water management		-	-	-	-	-	-	-	-	-	Link from C2C
Waste management		3 878	4 045	4 045	334	3 007	3 034	(27)	-1%	4 045	Link from C2C
Other	4	-	-	-	-	-	-	-	-	-	
Total Revenue - Functional	2	251 448	241 288	240 882	49 924	217 398	180 662	36 737	20%	240 882	
Expenditure - Functional		104 607	150 132	141 121	10 282	83 122	105 840	(22 718)	-21%	141 121	
Governance and administration		20 684	23 513	24 802	2 060	15 769	18 601	(2 832)	-15%	24 802	Link from C2C
Executive and council		82 468	124 749	113 165	8 074	66 070	84 873	(18 803)	-22%	113 165	Link from C2C
Finance and administration		1 455	1 870	3 154	147	1 283	2 366	(1 083)	-46%	3 154	Link from C2C
Internal audit		22 674	33 341	34 531	2 113	20 025	25 898	(5 873)	-23%	34 531	Link from C2C
Community and public safety		12 142	17 045	18 280	1 044	10 127	13 709	(3 582)	-26%	18 280	Link from C2C
Community and social services		134	-	-	12	119	-	119	#DIV/0!	-	Link from C2C
Sport and recreation		10 044	15 641	15 602	1 034	9 555	11 701	(2 146)	-18%	15 602	Link from C2C
Public safety		298	655	650	22	224	487	(263)	-54%	650	Link from C2C
Housing		56	-	-	-	-	-	-	-	-	Link from C2C
Health		29 159	40 427	49 033	5 109	26 840	36 289	(9 449)	-26%	49 033	Link from C2C
Economic and environmental services		9 157	16 680	18 530	1 445	7 888	13 411	(5 523)	-41%	18 530	Link from C2C
Planning and development		20 002	23 747	30 503	3 663	18 952	22 877	(3 926)	-17%	30 503	Link from C2C
Road transport		-	-	-	-	-	-	-	-	-	
Environmental protection		7 591	11 189	9 549	631	6 266	7 162	(896)	-13%	9 549	Link from C2C
Trading services		281	1 000	-	-	-	-	-	-	-	Link from C2C
Energy sources		-	-	-	-	-	-	-	-	-	Link from C2C
Water management		-	-	-	-	-	-	-	-	-	Link from C2C
Waste water management		7 310	10 189	9 549	631	6 266	7 162	(896)	-13%	9 549	Link from C2C
Waste management		2 012	4 138	4 038	168	1 378	3 029	(1 651)	-54%	4 038	Link from C2C
Other	3	166 043	239 228	238 273	18 302	137 630	178 217	(40 586)	-23%	238 273	
Total Expenditure - Functional	3	166 043	239 228	238 273	18 302	137 630	178 217	(40 586)	-23%	238 273	
Surplus/ (Deficit) for the year		85 405	2 061	2 609	31 622	79 768	2 445	77 323	3163%	2 609	

References

1. Government Finance Statistics Functions and Sub-functions are standardised to assist the compilation of national and international accounts for comparison purposes
2. Total Revenue by functional classification must reconcile to Total Operating Revenue shown in the Financial Performance Statement
3. Total Expenditure by functional classification must reconcile to total operating expenditure shown in 'Financial Performance Statement'
4. All amounts must be classified under a functional classification (modified GFS). The GFS function 'Other' is only for Abattoirs, Air Transport, Licensing and Regulation, Markets and Tourism - and if used must be supported by footnotes. Nothing else may be placed under 'Other'. Assign associate share to relevant classification

0000029

KZN436 Dr Nkosazana Dlamini Zuma - Table C2 Monthly Budget Statement - Financial Performance (functional classification) - M09 March

Description	Ref	2020/21	Budget Year 2021/22								C2C
		Audited Outcome	Original Budget	Adjusted Budget	Monthly actual	YearTD actual	YearTD budget	YTD variance	YTD variance	Full Year Forecast	
R thousands	1								%		
Revenue - Functional											
Municipal governance and administration		210 202	192 881	191 994	39 935	178 492	143 996	34 496	24%	191 994	1000 REV
Executive and council		-	-	-	-	-	-	-		-	1100 REV
Mayor and Council		-	-	-	-	-	-	-		-	1110 REV
Municipal Manager, Town Secretary and Chief		-	-	-	-	-	-	-		-	1120 REV
Finance and administration		210 202	192 881	191 994	39 935	178 492	143 996	34 496	0	191 994	1200 REV
Administrative and Corporate Support		-	-	-	-	-	-	-		-	1201 REV
Asset Management		-	-	-	-	-	-	-		-	1202 REV
Finance		210 202	192 777	191 942	39 935	178 492	143 956	34 536	0	191 942	1204 REV
Fleet Management		-	-	-	-	-	-	-		-	1205 REV
Human Resources		-	105	52	-	-	39	(39)	(0)	52	1206 REV
Information Technology		-	-	-	-	-	-	-		-	1207 REV
Legal Services		-	-	-	-	-	-	-		-	1208 REV
Marketing, Customer Relations, Publicity and		-	-	-	-	-	-	-		-	1209 REV
Property Services		-	-	-	-	-	-	-		-	1210 REV
Risk Management		-	-	-	-	-	-	-		-	1211 REV
Security Services		-	-	-	-	-	-	-		-	1212 REV
Supply Chain Management		-	-	-	-	-	-	-		-	1213 REV
Valuation Service		-	-	-	-	-	-	-		-	1214 REV
Internal audit		-	-	-	-	-	-	-		-	1300 REV
Governance Function		-	-	-	-	-	-	-		-	1301 REV
Community and public safety		6 802	5 284	5 435	468	5 098	4 076	1 022	0	5 435	2000 REV
Community and social services		6 215	3 973	3 980	395	3 826	2 985	841	0	3 980	2100 REV
Aged Care		-	-	-	-	-	-	-		-	2101 REV
Agricultural		-	-	-	-	-	-	-		-	2102 REV
Animal Care and Diseases		-	-	-	-	-	-	-		-	2103 REV
Cemeteries, Funeral Parlours and Crematoriums		-	-	-	-	-	-	-		-	2104 REV
Child Care Facilities		-	-	-	-	-	-	-		-	2105 REV
Community Halls and Facilities		-	-	-	-	-	-	-		-	2106 REV
Consumer Protection		-	-	-	-	-	-	-		-	2107 REV
Cultural Matters		-	-	-	-	-	-	-		-	2108 REV
Disaster Management		-	-	-	-	-	-	-		-	2109 REV
Education		-	-	-	-	-	-	-		-	2110 REV
Indigenous and Customary Law		-	-	-	-	-	-	-		-	2111 REV
Industrial Promotion		-	-	-	-	-	-	-		-	2112 REV
Language Policy		-	-	-	-	-	-	-		-	2113 REV
Libraries and Archives		6 215	3 973	3 980	395	3 826	2 985	841	0	3 980	2114 REV
Literacy Programmes		-	-	-	-	-	-	-		-	2115 REV
Media Services		-	-	-	-	-	-	-		-	2116 REV
Museums and Art Galleries		-	-	-	-	-	-	-		-	2117 REV
Population Development		-	-	-	-	-	-	-		-	2118 REV
Provincial Cultural Matters		-	-	-	-	-	-	-		-	2119 REV
Theatres		-	-	-	-	-	-	-		-	2120 REV
Zoo's		-	-	-	-	-	-	-		-	2121 REV
Sport and recreation		-	-	-	-	-	-	-		-	2200 REV
Beaches and Jetties		-	-	-	-	-	-	-		-	2201 REV
Casinos, Racing, Gambling, Wagering		-	-	-	-	-	-	-		-	2202 REV
Community Parks (including Nurseries)		-	-	-	-	-	-	-		-	2203 REV
Recreational Facilities		-	-	-	-	-	-	-		-	2204 REV
Sports Grounds and Stadiums		-	-	-	-	-	-	-		-	2205 REV
Public safety		586	1 311	1 455	72	1 272	1 091	181	0	1 455	2300 REV
Civil Defence		-	-	-	-	-	-	-		-	2301 REV
Cleansing		-	-	-	-	-	-	-		-	2302 REV
Control of Public Nuisances		-	-	-	-	-	-	-		-	2303 REV
Fencing and Fences		-	-	-	-	-	-	-		-	2304 REV
Fire Fighting and Protection		-	-	-	-	-	-	-		-	2305 REV
Licensing and Control of Animals		-	-	-	-	-	-	-		-	2306 REV
Police Forces, Traffic and Street Parking Control		586	1 311	1 455	72	1 272	1 091	181	0	1 455	2307 REV
Pounds		-	-	-	-	-	-	-		-	2308 REV
Housing		-	-	-	-	-	-	-		-	2400 REV
Housing		-	-	-	-	-	-	-		-	2401 REV
Informal Settlements		-	-	-	-	-	-	-		-	2402 REV
Health		-	-	-	-	-	-	-		-	2500 REV
Ambulance		-	-	-	-	-	-	-		-	2501 REV
Health Services		-	-	-	-	-	-	-		-	2502 REV
Laboratory Services		-	-	-	-	-	-	-		-	2503 REV
Food Control		-	-	-	-	-	-	-		-	2504 REV
Health Surveillance and Prevention of		-	-	-	-	-	-	-		-	2505 REV
Vector Control		-	-	-	-	-	-	-		-	2506 REV
Chemical Safety		-	-	-	-	-	-	-		-	2507 REV
Economic and environmental services		30 566	39 079	39 408	9 187	30 801	29 556	1 245	0	39 408	3000 REV
Planning and development		541	248	577	12	423	433	(10)	(0)	577	3100 REV
Billboards		-	-	-	-	-	-	-		-	3101 REV
Corporate Wide Strategic Planning (IDPs, LEDs)		-	-	-	-	-	-	-		-	3102 REV
Central City Improvement District		-	-	-	-	-	-	-		-	3103 REV
Development Facilitation		-	-	-	-	-	-	-		-	3104 REV
Economic Development/Planning		-	-	-	-	-	-	-		-	3105 REV
Regional Planning and Development		-	-	-	-	-	-	-		-	3106 REV
Town Planning, Building Regulations and		541	248	577	12	423	433	(10)	(0)	577	3107 REV
Project Management Unit		-	-	-	-	-	-	-		-	3108 REV
Provincial Planning		-	-	-	-	-	-	-		-	3109 REV

0000030										
Description	Ref	2020/21	Budget Year 2021/22							
		Audited Outcome	Original Budget	Adjusted Budget	Monthly actual	YearTD actual	YearTD budget	YTD variance	YTD variance %	Full Year Forecast
R thousands	1									
Support to Local Municipalities										
Road transport		-	-	-	-	-	-	-	-	-
Public Transport		30 025	38 831	38 831	9 175	30 378	29 123	1 255	0	38 831
Road and Traffic Regulation		41	-	-	-	-	-	-	-	-
Roads		29 984	38 831	38 831	9 175	30 374	29 123	1 251	#DIV/0!	38 831
Taxi Ranks		-	-	-	-	-	-	-	-	-
Environmental protection		-	-	-	-	-	-	-	-	-
Biodiversity and Landscape		-	-	-	-	-	-	-	-	-
Coastal Protection		-	-	-	-	-	-	-	-	-
Indigenous Forests		-	-	-	-	-	-	-	-	-
Nature Conservation		-	-	-	-	-	-	-	-	-
Pollution Control		-	-	-	-	-	-	-	-	-
Soil Conservation		-	-	-	-	-	-	-	-	-
Trading services										
Energy sources		3 878	4 045	4 045	334	3 007	3 034	(27)	(0)	4 045
Electricity		-	-	-	-	-	-	-	-	-
Street Lighting and Signal Systems		-	-	-	-	-	-	-	-	-
Nonelectric Energy		-	-	-	-	-	-	-	-	-
Water management		-	-	-	-	-	-	-	-	-
Water Treatment		-	-	-	-	-	-	-	-	-
Water Distribution		-	-	-	-	-	-	-	-	-
Water Storage		-	-	-	-	-	-	-	-	-
Waste water management		-	-	-	-	-	-	-	-	-
Public Toilets		-	-	-	-	-	-	-	-	-
Sewerage		-	-	-	-	-	-	-	-	-
Storm Water Management		-	-	-	-	-	-	-	-	-
Waste Water Treatment		-	-	-	-	-	-	-	-	-
Waste management		-	-	-	-	-	-	-	-	-
Recycling		3 878	4 045	4 045	334	3 007	3 034	(27)	(0)	4 045
Solid Waste Disposal (Landfill Sites)		-	-	-	-	-	-	-	-	-
Solid Waste Removal		-	-	-	-	-	-	-	-	-
Street Cleaning		3 878	4 045	4 045	334	3 007	3 034	(27)	(0)	4 045
Other										
Abattoirs		-	-	-	-	-	-	-	-	-
Air Transport		-	-	-	-	-	-	-	-	-
Forestry		-	-	-	-	-	-	-	-	-
Licensing and Regulation		-	-	-	-	-	-	-	-	-
Markets		-	-	-	-	-	-	-	-	-
Tourism		-	-	-	-	-	-	-	-	-
Total Revenue - Functional	2	251 448	241 288	240 882	49 924	217 398	180 662	36 737	0	240 882
Expenditure - Functional										
Municipal governance and administration										
Executive and council		104 607	150 132	141 121	10 282	83 122	105 840	(22 718)	(0)	141 121
Mayor and Council		20 684	23 513	24 802	2 060	15 769	18 601	(2 832)	(0)	24 802
Municipal Manager, Town Secretary and Chief		11 784	12 437	12 687	965	8 995	9 515	(521)	(0)	12 687
Finance and administration		8 900	11 076	12 115	1 095	6 774	9 086	(2 311)	(0)	12 115
Administrative and Corporate Support		82 468	124 749	113 185	8 074	66 070	84 673	(18 603)	(0)	113 185
Asset Management		20 910	21 078	27 385	2 675	18 492	20 539	(2 047)	(0)	27 385
Finance		-	-	-	-	-	-	-	-	-
Fleet Management		58 973	99 593	81 446	5 105	45 610	61 084	(15 474)	(0)	81 446
Human Resources		-	-	-	-	-	-	-	-	-
Information Technology		2 586	4 078	4 334	294	1 968	3 250	(1 282)	(0)	4 334
Legal Services		-	-	-	-	-	-	-	-	-
Marketing, Customer Relations, Publicity and		-	-	-	-	-	-	-	-	-
Property Services		-	-	-	-	-	-	-	-	-
Risk Management		-	-	-	-	-	-	-	-	-
Security Services		-	-	-	-	-	-	-	-	-
Supply Chain Management		-	-	-	-	-	-	-	-	-
Valuation Service		-	-	-	-	-	-	-	-	-
Internal audit		-	-	-	-	-	-	-	-	-
Governance Function		1 455	1 870	3 154	147	1 283	2 366	(1 083)	(0)	3 154
Community and public safety		1 455	1 870	3 154	147	1 283	2 366	(1 083)	(0)	3 154
Community and social services		22 674	33 341	34 531	2 113	20 025	25 898	(5 873)	(0)	34 531
Aged Care		12 142	17 045	18 280	1 044	10 127	13 709	(3 582)	(0)	18 280
Agricultural		-	-	-	-	-	-	-	-	-
Animal Care and Diseases		-	-	-	-	-	-	-	-	-
Cemeteries, Funeral Parlours and Crematoriums		52	100	134	-	65	100	(36)	(0)	134
Child Care Facilities		-	2	2	-	-	1	(1)	(0)	2
Community Halls and Facilities		-	-	-	-	-	-	-	-	-
Consumer Protection		166	200	120	-	38	90	(52)	(0)	120
Cultural Matters		-	-	-	-	-	-	-	-	-
Disaster Management		-	-	-	-	-	-	-	-	-
Education		-	-	-	-	-	-	-	-	-
Indigenous and Customary Law		-	-	-	-	-	-	-	-	-
Industrial Promotion		-	-	-	-	-	-	-	-	-
Language Policy		-	-	-	-	-	-	-	-	-
Libraries and Archives		-	-	-	-	-	-	-	-	-
Literacy Programmes		3 787	4 891	4 876	401	3 666	3 657	9	0	4 876
Media Services		-	-	-	-	-	-	-	-	-
Museums and Art Galleries		-	-	-	-	-	-	-	-	-
Population Development		-	-	-	-	-	-	-	-	-
Total Expenditure - Functional		8 136	11 852	13 148	644	6 358	9 860	(3 502)	(0)	13 148

0000031

Description	Ref	Budget Year 2021/22									C2
		2020/21 Audited Outcome	Original Budget	Adjusted Budget	Monthly actual	YearTD actual	YearTD budget	YTD variance	YTD variance %	Full Year Forecast	
R thousands	1										
Provincial Cultural Matters		-	-	-	-	-	-	-	-	-	2119 I
Theatres		-	-	-	-	-	-	-	-	-	2120 I
Zoo's		-	-	-	-	-	-	-	-	-	2121 I
Sport and recreation		134	-	-	12	119	-	119	#DIV/0!	-	2200 I
Beaches and Jetties		-	-	-	-	-	-	-	-	-	2201 I
Casinos, Racing, Gambling, Wagering		-	-	-	-	-	-	-	-	-	2202 I
Community Parks (including Nurseries)		-	-	-	-	-	-	-	-	-	2203 E
Recreational Facilities		-	-	-	-	-	-	-	-	-	2204 E
Sports Grounds and Stadiums		-	-	-	-	-	-	-	-	-	2205 E
Public safety		134	-	-	12	119	-	119	#DIV/0!	-	2300 E
Civil Defence		10 044	15 641	15 602	1 034	9 555	11 701	(2 146)	(0)	15 602	2301 E
Cleansing		-	-	-	-	-	-	-	-	-	2302 E
Control of Public Nuisances		-	-	-	-	-	-	-	-	-	2303 E
Fencing and Fences		-	-	-	-	-	-	-	-	-	2304 EX
Fire Fighting and Protection		3 300	6 195	6 091	316	2 655	4 588	(1 913)	(0)	6 091	2305 EX
Licensing and Control of Animals		708	1 399	1 399	91	856	1 049	(193)	(0)	1 399	2306 EX
Police Forces, Traffic and Street Parking Control		6 036	8 047	8 112	627	6 045	6 084	(39)	(0)	8 112	2307 EX
Pounds		-	-	-	-	-	-	-	-	-	2308 EX
Housing		298	655	650	22	224	487	(263)	(0)	650	2400 EX
Housing		298	655	650	22	224	487	(263)	(0)	650	2401 EX
Informal Settlements		-	-	-	-	-	-	-	-	-	2402 EX
Health		56	-	-	-	-	-	-	-	-	2500 EX
Ambulance		-	-	-	-	-	-	-	-	-	2501 EX
Health Services		-	-	-	-	-	-	-	-	-	2502 EX
Laboratory Services		56	-	-	-	-	-	-	-	-	2503 EXP
Food Control		-	-	-	-	-	-	-	-	-	2504 EXP
Health Surveillance and Prevention of		-	-	-	-	-	-	-	-	-	2505 EXP
Vector Control		-	-	-	-	-	-	-	-	-	2506 EXP
Chemical Safety		-	-	-	-	-	-	-	-	-	2507 EXP
Economic and environmental services		29 159	40 427	49 033	5 109	26 840	36 289	(9 449)	(0)	49 033	3000 EXP
Planning and development		9 157	16 680	18 530	1 445	7 888	13 411	(5 523)	(0)	18 530	3100 EXP
Billboards		1 998	4 005	4 503	82	967	3 377	(2 410)	(0)	4 503	3101 EXP
Corporate Wide Strategic Planning (IDPs, LEDs)		-	-	-	-	-	-	-	-	-	3102 EXP
Central City Improvement District		-	-	-	-	-	-	-	-	-	3103 EXP
Development Facilitation		-	-	-	-	-	-	-	-	-	3104 EXP
Economic Development/Planning		-	-	-	-	-	-	-	-	-	3105 EXP
Regional Planning and Development		-	-	-	-	-	-	-	-	-	3106 EXP
Town Planning, Building Regulations and		4 142	6 564	6 564	447	3 380	4 437	(1 057)	(0)	6 564	3107 EXP
Project Management Unit		3 017	6 110	7 462	917	3 541	5 597	(2 056)	(0)	7 462	3108 EXP
Provincial Planning		-	-	-	-	-	-	-	-	-	3109 EXP
Support to Local Municipalities		-	-	-	-	-	-	-	-	-	3110 EXP
Road transport		20 002	23 747	30 503	3 663	18 952	22 877	(3 926)	(0)	30 503	3200 EXP
Public Transport		-	-	-	-	-	-	-	-	-	3201 EXP
Road and Traffic Regulation		-	-	-	-	-	-	-	-	-	3202 EXP
Roads		20 002	23 747	30 503	3 663	18 952	22 877	(3 926)	(0)	30 503	3203 EXP
Taxi Ranks		-	-	-	-	-	-	-	-	-	3204 EXP
Environmental protection		-	-	-	-	-	-	-	-	-	3205 EXP
Biodiversity and Landscape		-	-	-	-	-	-	-	-	-	3206 EXP
Coastal Protection		-	-	-	-	-	-	-	-	-	3300 EXP
Indigenous Forests		-	-	-	-	-	-	-	-	-	3301 EXP
Nature Conservation		-	-	-	-	-	-	-	-	-	3302 EXP
Pollution Control		-	-	-	-	-	-	-	-	-	3303 EXP
Soil Conservation		-	-	-	-	-	-	-	-	-	3304 EXP
Trading services		7 591	11 189	9 549	631	6 266	7 162	(896)	(0)	9 549	3305 EXP
Energy sources		281	1 000	-	-	-	-	-	-	-	3306 EXP
Electricity		281	1 000	-	-	-	-	-	-	-	4000 EXP
Street Lighting and Signal Systems		-	-	-	-	-	-	-	-	-	4100 EXP
Nonelectric Energy		-	-	-	-	-	-	-	-	-	4101 EXP
Water management		-	-	-	-	-	-	-	-	-	4102 EXP
Water Treatment		-	-	-	-	-	-	-	-	-	4103 EXP
Water Distribution		-	-	-	-	-	-	-	-	-	4200 EXP
Water Storage		-	-	-	-	-	-	-	-	-	4201 EXP
Waste water management		-	-	-	-	-	-	-	-	-	4202 EXP
Public Toilets		-	-	-	-	-	-	-	-	-	4203 EXP
Sewerage		-	-	-	-	-	-	-	-	-	4300 EXP
Storm Water Management		-	-	-	-	-	-	-	-	-	4301 EXP
Waste Water Treatment		-	-	-	-	-	-	-	-	-	4302 EXP
Waste management		7 310	10 189	9 549	631	6 266	7 162	(896)	(0)	9 549	4303 EXP
Recycling		-	-	-	-	-	-	-	-	-	4304 EXP
Solid Waste Disposal (Landfill Sites)		-	-	-	-	-	-	-	-	-	4400 EXP
Solid Waste Removal		7 310	10 189	9 549	631	6 266	7 162	(896)	(0)	9 549	4401 EXP
Street Cleaning		-	-	-	-	-	-	-	-	-	4402 EXP
Other		2 012	4 138	4 038	168	1 378	3 029	(1 651)	(0)	4 038	5000 EXP
Abattoirs		-	-	-	-	-	-	-	-	-	5001 EXP
Air Transport		-	-	-	-	-	-	-	-	-	5002 EXP
Forestry		-	-	-	-	-	-	-	-	-	5003 EXP
Licensing and Regulation		-	-	-	-	-	-	-	-	-	5004 EXP
Markets		-	-	-	-	-	-	-	-	-	5005 EXP
Tourism		-	-	-	-	-	-	-	-	-	5006 EXP
Total Expenditure - Functional		2 012	4 138	4 038	168	1 378	3 029	(1 651)	(0)	4 038	
Surplus/ (Deficit) for the year	3	166 043	239 228	238 273	18 302	137 630	178 217	(40 586)	(0)	238 273	
References		85 405	2 061	2 609	31 622	79 768	2 445	77 323	0	2 609	

Prepared by : SAMRAS

Date : 2022/04/13 19:48

SOLVEM
CONSULTING (PTY) LTD

KZN436 Dr Nkosazana Dlamini Zuma - Table C3 Monthly Budget Statement - Financial Performance (revenue and expenditure by municipal vote) - M09

Vote Description	Ref	Budget Year 2021/22									Chec
		2020/21 Audited Outcome	Original Budget	Adjusted Budget	Monthly actual	YearTD actual	YearTD budget	YTD variance	YTD variance %	Full Year Forecast	
R thousands											
Revenue by Vote											
Vote 1 - Executive and Council	1	1	-	-	-	-	-	-	-	-	Link C3
Vote 2 - Budget and Treasury		210 192	192 777	191 942	39 935	178 653	143 956	34 697	24,1%	191 942	Link C3
Vote 3 - Corporate Services		9	105	52	-	-	39	(39)	-100,0%	52	Link C3
Vote 4 - Community Services		9 125	9 329	9 480	802	7 948	7 110	838	11,8%	9 480	Link C3
Vote 5 - Public Works and Basic Services		31 580	38 631	38 831	9 175	30 374	29 123	1 251	4,3%	38 831	Link C3
Vote 6 - Planning and Development		541	248	577	12	423	433	(10)	-2,3%	577	Link C3
Vote 7 - [NAME OF VOTE 7]		-	-	-	-	-	-	-	-	-	Link C3
Vote 8 - [NAME OF VOTE 8]		-	-	-	-	-	-	-	-	-	Link C3
Vote 9 - [NAME OF VOTE 9]		-	-	-	-	-	-	-	-	-	Link C3
Vote 10 - [NAME OF VOTE 10]		-	-	-	-	-	-	-	-	-	Link C3
Vote 11 - [NAME OF VOTE 11]		-	-	-	-	-	-	-	-	-	Link C3
Vote 12 - [NAME OF VOTE 12]		-	-	-	-	-	-	-	-	-	Link C3
Vote 13 - [NAME OF VOTE 13]		-	-	-	-	-	-	-	-	-	Link C3
Vote 14 - [NAME OF VOTE 14]		-	-	-	-	-	-	-	-	-	Link C3
Vote 15 - [NAME OF VOTE 15]		-	-	-	-	-	-	-	-	-	Link C3
Total Revenue by Vote	2	251 448	241 288	240 882	49 924	217 398	180 662	36 737	20,3%	240 882	Link C3C
Expenditure by Vote											
Vote 1 - Executive and Council	1										
Vote 2 - Budget and Treasury		22 139	25 383	27 956	2 208	17 052	20 967	(3 915)	-18,7%	27 956	Link C3C
Vote 3 - Corporate Services		58 972	99 593	81 446	5 105	45 610	61 084	(15 474)	-25,3%	81 446	Link C3C
Vote 4 - Community Services		23 463	25 056	31 629	2 969	20 404	23 722	(3 318)	-14,0%	31 629	Link C3C
Vote 5 - Public Works and Basic Services		26 419	40 929	42 513	2 341	22 202	31 884	(9 682)	-30,4%	42 513	Link C3C
Vote 6 - Planning and Development		30 908	41 702	48 165	5 233	28 982	36 124	(7 141)	-19,8%	48 165	Link C3C
Vote 7 - [NAME OF VOTE 7]		4 142	6 564	6 564	447	3 380	4 437	(1 057)	-23,8%	6 564	Link C3C
Vote 8 - [NAME OF VOTE 8]		-	-	-	-	-	-	-	-	-	Link C3C
Vote 9 - [NAME OF VOTE 9]		-	-	-	-	-	-	-	-	-	Link C3C
Vote 10 - [NAME OF VOTE 10]		-	-	-	-	-	-	-	-	-	Link C3C
Vote 11 - [NAME OF VOTE 11]		-	-	-	-	-	-	-	-	-	Link C3C
Vote 12 - [NAME OF VOTE 12]		-	-	-	-	-	-	-	-	-	Link C3C
Vote 13 - [NAME OF VOTE 13]		-	-	-	-	-	-	-	-	-	Link C3C
Vote 14 - [NAME OF VOTE 14]		-	-	-	-	-	-	-	-	-	Link C3C
Vote 15 - [NAME OF VOTE 15]		-	-	-	-	-	-	-	-	-	Link C3C
Total Expenditure by Vote	2	166 043	239 228	238 273	18 302	137 630	178 217	(40 586)	-22,8%	238 273	Link C3C
Surplus/ (Deficit) for the year	2	85 405	2 061	2 609	31 622	79 768	2 445	77 323	3162,6%	2 609	
References											

1. Insert 'Vote'; e.g. Department, if different to standard classification structure

2. Must reconcile to Monthly Budget Statement - Financial Performance Statement (standard classification)

KZN436 Dr Nkosazana Dlamini Zuma - Table C3 Monthly Budget Statement - Financial Performance (revenue and expenditure by municipal vote) - A - M09 March

0000033

Vote Description	Ref	Budget Year 2021/22									C3
		2020/21 Audited Outcome	Original Budget	Adjusted Budget	Monthly actual	YearTD actual	YearTD budget	YTD variance	YTD variance %	Full Year Forecast	
Revenue by Vote	1										
Vote 1 - Executive and Council		1	-	-	-	-	-	-	-	-	1.01 R
1.1 - Municipal Manager and Council		1	-	-	-	-	-	-	-	-	1.02 R
1.2 - Internal Audit		-	-	-	-	-	-	-	-	-	1.03 R
		-	-	-	-	-	-	-	-	-	1.04 R
		-	-	-	-	-	-	-	-	-	1.05 R
		-	-	-	-	-	-	-	-	-	1.06 R
		-	-	-	-	-	-	-	-	-	1.07 R
		-	-	-	-	-	-	-	-	-	1.08 R
Vote 2 - Budget and Treasury		210 192	192 777	191 942	39 935	178 653	143 956	34 697	24%	191 942	1.09 R
2.1 - Budget and Treasury		210 192	192 777	191 942	39 935	178 653	143 956	34 697	24%	191 942	1.10 R
		-	-	-	-	-	-	-	-	-	2.01 REV
		-	-	-	-	-	-	-	-	-	2.02 REV
		-	-	-	-	-	-	-	-	-	2.03 REV
		-	-	-	-	-	-	-	-	-	2.04 REV
		-	-	-	-	-	-	-	-	-	2.05 REV
		-	-	-	-	-	-	-	-	-	2.06 REV
		-	-	-	-	-	-	-	-	-	2.07 REV
Vote 3 - Corporate Services		9	105	52	-	-	39	(39)	-100%	52	2.08 REV
3.1 - Corporate services admin and auxiliary services		9	105	52	-	-	39	(39)	-100%	52	2.09 REV
3.2 - Human Resources		-	-	-	-	-	-	-	-	-	2.10 REV
		-	-	-	-	-	-	-	-	-	3.01 REV
		-	-	-	-	-	-	-	-	-	3.02 REV
		-	-	-	-	-	-	-	-	-	3.03 REV
		-	-	-	-	-	-	-	-	-	3.04 REV
		-	-	-	-	-	-	-	-	-	3.05 REV
		-	-	-	-	-	-	-	-	-	3.06 REV
		-	-	-	-	-	-	-	-	-	3.07 REV
		-	-	-	-	-	-	-	-	-	3.08 REV
		-	-	-	-	-	-	-	-	-	3.09 REV
		-	-	-	-	-	-	-	-	-	3.10 REV
Vote 4 - Community Services		9 125	9 329	9 480	802	7 948	7 110	838	12%	9 480	4.01 REV
4.1 - Community Services Administration		3 878	4 045	4 045	334	3 007	3 034	(27)	-1%	4 045	4.02 REV
4.2 - Traffic and Protection Services		1 440	1 311	1 455	72	1 115	1 091	24	2%	1 455	4.03 REV
4.3 - Disaster Management		-	-	-	-	-	-	-	-	-	4.04 REV
4.4 - Municipal Pound		-	-	-	-	-	-	-	-	-	4.05 REV
4.5 - Sportsfields		-	-	-	-	-	-	-	-	-	4.06 REV
4.6 - Libraries		-	-	-	-	-	-	-	-	-	4.07 REV
4.7 - Community Programmes		3 806	3 973	3 980	395	3 826	2 985	841	28%	3 980	4.08 REV
4.8 - LED and Tourism		-	-	-	-	-	-	-	-	-	4.09 REV
		-	-	-	-	-	-	-	-	-	4.10 REV
Vote 5 - Public Works and Basic Services		31 580	38 831	38 831	9 175	30 374	29 123	1 251	4%	38 831	5.01 REV
5.1 - Roads		-	-	-	-	-	-	-	-	-	5.02 REV
5.2 - Housing		-	-	-	-	-	-	-	-	-	5.03 REV
5.3 - Waste Management		-	-	-	-	-	-	-	-	-	5.04 REV
5.4 - PMU		31 580	38 831	38 831	9 175	30 374	29 123	1 251	4%	38 831	5.05 REV
		-	-	-	-	-	-	-	-	-	5.06 REV
		-	-	-	-	-	-	-	-	-	5.07 REV
		-	-	-	-	-	-	-	-	-	5.08 REV
		-	-	-	-	-	-	-	-	-	5.09 REV
		-	-	-	-	-	-	-	-	-	5.10 REV
Vote 6 - Planning and Development		541	248	577	12	423	433	(10)	-2%	577	6.01 REV
6.1 - Planning and Development		541	248	577	12	423	433	(10)	-2%	577	6.02 REV
		-	-	-	-	-	-	-	-	-	6.03 REV
		-	-	-	-	-	-	-	-	-	6.04 REV
		-	-	-	-	-	-	-	-	-	6.05 REV
		-	-	-	-	-	-	-	-	-	6.06 REV
		-	-	-	-	-	-	-	-	-	6.07 REV
		-	-	-	-	-	-	-	-	-	6.08 REV
		-	-	-	-	-	-	-	-	-	6.09 REV
		-	-	-	-	-	-	-	-	-	6.10 REV
		-	-	-	-	-	-	-	-	-	7.01 REV
		-	-	-	-	-	-	-	-	-	7.02 REV
		-	-	-	-	-	-	-	-	-	7.03 REV
		-	-	-	-	-	-	-	-	-	7.04 REV
		-	-	-	-	-	-	-	-	-	7.05 REV
		-	-	-	-	-	-	-	-	-	7.06 REV
		-	-	-	-	-	-	-	-	-	7.07 REV
		-	-	-	-	-	-	-	-	-	7.08 REV
Vote 7 - [NAME OF VOTE 7]		-	-	-	-	-	-	-	-	-	

Prepared by : SAMRAS

Date : 2022/04/13 19:49

0000034

Vote Description R thousand	Ref	2020/21	Budget Year 2021/22								Full Year Forecast	C3C
		Audited Outcome	Original Budget	Adjusted Budget	Monthly actual	YearTD actual	YearTD budget	YTD variance	YTD variance %			
Vote 8 - [NAME OF VOTE 8]		-	-	-	-	-	-	-	-	-	-	7.09 RI
		-	-	-	-	-	-	-	-	-	-	7.10 RI
		-	-	-	-	-	-	-	-	-	-	8.01 RE
		-	-	-	-	-	-	-	-	-	-	8.02 RE
		-	-	-	-	-	-	-	-	-	-	8.03 RE
		-	-	-	-	-	-	-	-	-	-	8.04 RE
		-	-	-	-	-	-	-	-	-	-	8.05 RE
		-	-	-	-	-	-	-	-	-	-	8.06 RE
		-	-	-	-	-	-	-	-	-	-	8.07 RE
		-	-	-	-	-	-	-	-	-	-	8.08 RE
Vote 9 - [NAME OF VOTE 9]		-	-	-	-	-	-	-	-	-	-	8.09 RE
		-	-	-	-	-	-	-	-	-	-	8.10 REV
		-	-	-	-	-	-	-	-	-	-	9.01 REV
		-	-	-	-	-	-	-	-	-	-	9.02 REV
		-	-	-	-	-	-	-	-	-	-	9.03 REV
		-	-	-	-	-	-	-	-	-	-	9.04 REV
		-	-	-	-	-	-	-	-	-	-	9.05 REV
		-	-	-	-	-	-	-	-	-	-	9.06 REV
		-	-	-	-	-	-	-	-	-	-	9.07 REV
		-	-	-	-	-	-	-	-	-	-	9.08 REV
Vote 10 - [NAME OF VOTE 10]		-	-	-	-	-	-	-	-	-	-	9.09 REV
		-	-	-	-	-	-	-	-	-	-	9.10 REV
		-	-	-	-	-	-	-	-	-	-	10.01 REV
		-	-	-	-	-	-	-	-	-	-	10.02 REV
		-	-	-	-	-	-	-	-	-	-	10.03 REV
		-	-	-	-	-	-	-	-	-	-	10.04 REV
		-	-	-	-	-	-	-	-	-	-	10.05 REV
		-	-	-	-	-	-	-	-	-	-	10.06 REV
		-	-	-	-	-	-	-	-	-	-	10.07 REV
		-	-	-	-	-	-	-	-	-	-	10.08 REV
Vote 11 - [NAME OF VOTE 11]		-	-	-	-	-	-	-	-	-	-	10.09 REV
		-	-	-	-	-	-	-	-	-	-	10.10 REV
		-	-	-	-	-	-	-	-	-	-	11.01 REV
		-	-	-	-	-	-	-	-	-	-	11.02 REV
		-	-	-	-	-	-	-	-	-	-	11.03 REV
		-	-	-	-	-	-	-	-	-	-	11.04 REV
		-	-	-	-	-	-	-	-	-	-	11.05 REV
		-	-	-	-	-	-	-	-	-	-	11.06 REV
		-	-	-	-	-	-	-	-	-	-	11.07 REV
		-	-	-	-	-	-	-	-	-	-	11.08 REV
Vote 12 - [NAME OF VOTE 12]		-	-	-	-	-	-	-	-	-	-	11.09 REV
		-	-	-	-	-	-	-	-	-	-	11.10 REV
		-	-	-	-	-	-	-	-	-	-	12.01 REV
		-	-	-	-	-	-	-	-	-	-	12.02 REV
		-	-	-	-	-	-	-	-	-	-	12.03 REV
		-	-	-	-	-	-	-	-	-	-	12.04 REV
		-	-	-	-	-	-	-	-	-	-	12.05 REV
		-	-	-	-	-	-	-	-	-	-	12.06 REV
		-	-	-	-	-	-	-	-	-	-	12.07 REV
		-	-	-	-	-	-	-	-	-	-	12.08 REV
Vote 13 - [NAME OF VOTE 13]		-	-	-	-	-	-	-	-	-	-	12.09 REV
		-	-	-	-	-	-	-	-	-	-	12.10 REV
		-	-	-	-	-	-	-	-	-	-	13.01 REV
		-	-	-	-	-	-	-	-	-	-	13.02 REV
		-	-	-	-	-	-	-	-	-	-	13.03 REV
		-	-	-	-	-	-	-	-	-	-	13.04 REV
		-	-	-	-	-	-	-	-	-	-	13.05 REV
		-	-	-	-	-	-	-	-	-	-	13.06 REV
		-	-	-	-	-	-	-	-	-	-	13.07 REV
		-	-	-	-	-	-	-	-	-	-	13.08 REV
Vote 14 - [NAME OF VOTE 14]		-	-	-	-	-	-	-	-	-	-	13.09 REV
		-	-	-	-	-	-	-	-	-	-	13.10 REV
		-	-	-	-	-	-	-	-	-	-	14.01 REV
		-	-	-	-	-	-	-	-	-	-	14.02 REV
		-	-	-	-	-	-	-	-	-	-	14.03 REV
		-	-	-	-	-	-	-	-	-	-	14.04 REV
		-	-	-	-	-	-	-	-	-	-	14.05 REV
		-	-	-	-	-	-	-	-	-	-	14.06 REV
		-	-	-	-	-	-	-	-	-	-	14.07 REV
		-	-	-	-	-	-	-	-	-	-	14.08 REV

Vote Description R thousand	Ref	Budget Year 2021/22									C3C
		2020/21 Audited Outcome	Original Budget	Adjusted Budget	Monthly actual	YearTD actual	YearTD budget	YTD variance	YTD variance %	Full Year Forecast	
Vote 15 - [NAME OF VOTE 15]		-	-	-	-	-	-	-	-	-	14.09 R
		-	-	-	-	-	-	-	-	-	14.10 R
		-	-	-	-	-	-	-	-	-	15.01 R
		-	-	-	-	-	-	-	-	-	15.02 R
		-	-	-	-	-	-	-	-	-	15.03 RE
		-	-	-	-	-	-	-	-	-	15.04 RE
		-	-	-	-	-	-	-	-	-	15.05 RE
		-	-	-	-	-	-	-	-	-	15.06 RE
		-	-	-	-	-	-	-	-	-	15.07 RE
		-	-	-	-	-	-	-	-	-	15.08 RE
		-	-	-	-	-	-	-	-	-	15.09 RE
		-	-	-	-	-	-	-	-	-	15.10 RE
Total Revenue by Vote	2	251 448	241 288	240 882	49 924	217 398	180 662	36 737	20%	240 882	
Expenditure by Vote	1										
Vote 1 - Executive and Council		22 139	25 383	27 956							
1.1 - Municipal Manager and Council		20 684	23 251	24 540	2 208	17 052	20 967	(3 915)	-19%	27 956	
1.2 - Internal Audit		1 455	2 132	3 416	2 060	15 769	18 405	(2 636)	-14%	24 540	1.01 EXP
		-	-	-	147	1 283	2 562	(1 279)	-50%	3 416	1.02 EXP
		-	-	-	-	-	-	-	-	-	1.03 EXP
		-	-	-	-	-	-	-	-	-	1.04 EXP
		-	-	-	-	-	-	-	-	-	1.05 EXP
		-	-	-	-	-	-	-	-	-	1.06 EXP
		-	-	-	-	-	-	-	-	-	1.07 EXP
		-	-	-	-	-	-	-	-	-	1.08 EXP
		-	-	-	-	-	-	-	-	-	1.09 EXP
		-	-	-	-	-	-	-	-	-	1.10 EXP
Vote 2 - Budget and Treasury		58 972	99 593	81 446	5 105	45 610	61 084	(15 474)	-25%	81 446	2.01 EXP
2.1 - Budget and Treasury		58 972	99 593	81 446	5 105	45 610	61 084	(15 474)	-25%	81 446	2.02 EXP
		-	-	-	-	-	-	-	-	-	2.03 EXP
		-	-	-	-	-	-	-	-	-	2.04 EXP
		-	-	-	-	-	-	-	-	-	2.05 EXP
		-	-	-	-	-	-	-	-	-	2.06 EXP
		-	-	-	-	-	-	-	-	-	2.07 EXP
		-	-	-	-	-	-	-	-	-	2.08 EXP
		-	-	-	-	-	-	-	-	-	2.09 EXP
		-	-	-	-	-	-	-	-	-	2.10 EXP
Vote 3 - Corporate Services		23 463	25 056	31 629	2 969	20 404	23 722	(3 318)	-14%	31 629	3.01 EXP
3.1 - Corporate services admin and auxiliary services		20 876	20 978	27 295	2 675	18 436	20 471	(2 035)	-10%	27 295	3.02 EXP
3.2 - Human Resources		2 587	4 078	4 334	294	1 968	3 250	(1 282)	-39%	4 334	3.03 EXP
		-	-	-	-	-	-	-	-	-	3.04 EXP
		-	-	-	-	-	-	-	-	-	3.05 EXP
		-	-	-	-	-	-	-	-	-	3.06 EXP
		-	-	-	-	-	-	-	-	-	3.07 EXP
		-	-	-	-	-	-	-	-	-	3.08 EXP
		-	-	-	-	-	-	-	-	-	3.09 EXP
		-	-	-	-	-	-	-	-	-	3.10 EXP
Vote 4 - Community Services		26 419	40 929	42 513	2 341	22 202	31 884	(9 682)	-30%	42 513	4.01 EXP
4.1 - Community Services Administration		4 547	5 461	6 811	347	3 573	5 108	(1 535)	-30%	6 811	4.02 EXP
4.2 - Traffic and Protection Services		6 036	8 047	8 112	627	6 045	6 084	(39)	-1%	8 112	4.03 EXP
4.3 - Disaster Management		3 555	6 495	6 301	316	2 749	4 725	(1 976)	-42%	6 301	4.04 EXP
4.4 - Municipal Pound		760	1 499	1 533	91	921	1 150	(229)	-20%	1 533	4.05 EXP
4.5 - Sportsfields		134	-	-	12	119	-	119	#DIV/0!	-	4.06 EXP
4.6 - Libraries		3 787	4 891	4 876	401	3 666	3 657	9	0%	4 876	4.07 EXP
4.7 - Community Programmes		3 589	6 393	6 338	297	2 785	4 753	(1 968)	-41%	6 338	4.08 EXP
4.8 - LED and Tourism		4 010	8 143	8 541	250	2 345	6 406	(4 061)	-63%	8 541	4.09 EXP
		-	-	-	-	-	-	-	-	-	4.10 EXP
Vote 5 - Public Works and Basic Services		30 908	41 702	48 165	5 233	28 982	36 124	(7 141)	-20%	48 165	5.01 EXP
5.1 - Roads		22 364	25 947	34 055	4 526	21 967	25 541	(3 574)	-14%	34 055	5.02 EXP
5.2 - Housing		298	655	650	22	224	487	(263)	-54%	650	5.03 EXP
5.3 - Waste Management		7 310	10 189	9 549	631	6 266	7 162	(896)	-13%	9 549	5.04 EXP
5.4 - PMU		936	4 910	3 910	54	525	2 933	(2 407)	-82%	3 910	5.05 EXP
		-	-	-	-	-	-	-	-	-	5.06 EXP
		-	-	-	-	-	-	-	-	-	5.07 EXP
		-	-	-	-	-	-	-	-	-	5.08 EXP
		-	-	-	-	-	-	-	-	-	5.09 EXP
		-	-	-	-	-	-	-	-	-	5.10 EXP
Vote 6 - Planning and Development		4 142	6 564	6 564	447	3 380	4 437	(1 057)	-24%	6 564	6.01 EXP
6.1 - Planning and Development		4 142	6 564	6 564	447	3 380	4 437	(1 057)	-24%	6 564	6.02 EXP
		-	-	-	-	-	-	-	-	-	6.03 EXP
		-	-	-	-	-	-	-	-	-	6.04 EXP
		-	-	-	-	-	-	-	-	-	6.05 EXP

R thousand	Vote Description	Ref	2020/21	Budget Year 2021/22							Full Year Forecast	C3C
			Audited Outcome	Original Budget	Adjusted Budget	Monthly actual	YearTD actual	YearTD budget	YTD variance	YTD variance %		
			-	-	-	-	-	-	-	-	-	6.06 EX
			-	-	-	-	-	-	-	-	-	6.07 EX
			-	-	-	-	-	-	-	-	-	6.08 EX
			-	-	-	-	-	-	-	-	-	6.09 EX
			-	-	-	-	-	-	-	-	-	6.10 EX
			-	-	-	-	-	-	-	-	-	7.01 EXP
			-	-	-	-	-	-	-	-	-	7.02 EXP
			-	-	-	-	-	-	-	-	-	7.03 EXP
			-	-	-	-	-	-	-	-	-	7.04 EXP
			-	-	-	-	-	-	-	-	-	7.05 EXP
			-	-	-	-	-	-	-	-	-	7.06 EXP
			-	-	-	-	-	-	-	-	-	7.07 EXP
			-	-	-	-	-	-	-	-	-	7.08 EXP
			-	-	-	-	-	-	-	-	-	7.09 EXP
			-	-	-	-	-	-	-	-	-	7.10 EXP
			-	-	-	-	-	-	-	-	-	8.01 EXP
			-	-	-	-	-	-	-	-	-	8.02 EXP
			-	-	-	-	-	-	-	-	-	8.03 EXP
			-	-	-	-	-	-	-	-	-	8.04 EXP
			-	-	-	-	-	-	-	-	-	8.05 EXP
			-	-	-	-	-	-	-	-	-	8.06 EXP
			-	-	-	-	-	-	-	-	-	8.07 EXP
			-	-	-	-	-	-	-	-	-	8.08 EXP
			-	-	-	-	-	-	-	-	-	8.09 EXP
			-	-	-	-	-	-	-	-	-	8.10 EXP
			-	-	-	-	-	-	-	-	-	9.01 EXP
			-	-	-	-	-	-	-	-	-	9.02 EXP
			-	-	-	-	-	-	-	-	-	9.03 EXP
			-	-	-	-	-	-	-	-	-	9.04 EXP
			-	-	-	-	-	-	-	-	-	9.05 EXP
			-	-	-	-	-	-	-	-	-	9.06 EXP
			-	-	-	-	-	-	-	-	-	9.07 EXP
			-	-	-	-	-	-	-	-	-	9.08 EXP
			-	-	-	-	-	-	-	-	-	9.09 EXP
			-	-	-	-	-	-	-	-	-	9.10 EXP
			-	-	-	-	-	-	-	-	-	10.01 EXP
			-	-	-	-	-	-	-	-	-	10.02 EXP
			-	-	-	-	-	-	-	-	-	10.03 EXP
			-	-	-	-	-	-	-	-	-	10.04 EXP
			-	-	-	-	-	-	-	-	-	10.05 EXP
			-	-	-	-	-	-	-	-	-	10.06 EXP
			-	-	-	-	-	-	-	-	-	10.07 EXP
			-	-	-	-	-	-	-	-	-	10.08 EXP
			-	-	-	-	-	-	-	-	-	10.09 EXP
			-	-	-	-	-	-	-	-	-	10.10 EXP
			-	-	-	-	-	-	-	-	-	11.01 EXP
			-	-	-	-	-	-	-	-	-	11.02 EXP
			-	-	-	-	-	-	-	-	-	11.03 EXP
			-	-	-	-	-	-	-	-	-	11.04 EXP
			-	-	-	-	-	-	-	-	-	11.05 EXP
			-	-	-	-	-	-	-	-	-	11.06 EXP
			-	-	-	-	-	-	-	-	-	11.07 EXP
			-	-	-	-	-	-	-	-	-	11.08 EXP
			-	-	-	-	-	-	-	-	-	11.09 EXP
			-	-	-	-	-	-	-	-	-	11.10 EXP
			-	-	-	-	-	-	-	-	-	12.01 EXP
			-	-	-	-	-	-	-	-	-	12.02 EXP
			-	-	-	-	-	-	-	-	-	12.03 EXP
			-	-	-	-	-	-	-	-	-	12.04 EXP
			-	-	-	-	-	-	-	-	-	12.05 EXP
			-	-	-	-	-	-	-	-	-	12.06 EXP
			-	-	-	-	-	-	-	-	-	12.07 EXP
			-	-	-	-	-	-	-	-	-	12.08 EXP
			-	-	-	-	-	-	-	-	-	12.09 EXP
			-	-	-	-	-	-	-	-	-	12.10 EXP
			-	-	-	-	-	-	-	-	-	13.01 EXP
			-	-	-	-	-	-	-	-	-	13.02 EXP
			-	-	-	-	-	-	-	-	-	13.03 EXP
			-	-	-	-	-	-	-	-	-	13.04 EXP
			-	-	-	-	-	-	-	-	-	13.05 EXP

Vote Description R thousand	Ref	2020/21	Budget Year 2021/22								C3C
		Audited Outcome	Original Budget	Adjusted Budget	Monthly actual	YearTD actual	YearTD budget	YTD variance	YTD variance %	Full Year Forecast	
Vote 14 - [NAME OF VOTE 14]		-	-	-	-	-	-	-	-	-	13.06 EX
		-	-	-	-	-	-	-	-	-	13.07 EX
		-	-	-	-	-	-	-	-	-	13.08 EX
		-	-	-	-	-	-	-	-	-	13.09 EX
		-	-	-	-	-	-	-	-	-	13.10 EX
		-	-	-	-	-	-	-	-	-	14.01 EX
		-	-	-	-	-	-	-	-	-	14.02 EX
		-	-	-	-	-	-	-	-	-	14.03 EX
		-	-	-	-	-	-	-	-	-	14.04 EX
		-	-	-	-	-	-	-	-	-	14.05 EXP
Vote 15 - [NAME OF VOTE 15]		-	-	-	-	-	-	-	-	-	14.06 EXP
		-	-	-	-	-	-	-	-	-	14.07 EXP
		-	-	-	-	-	-	-	-	-	14.08 EXP
		-	-	-	-	-	-	-	-	-	14.09 EXP
		-	-	-	-	-	-	-	-	-	14.10 EXP
		-	-	-	-	-	-	-	-	-	15.01 EXP
		-	-	-	-	-	-	-	-	-	15.02 EXP
		-	-	-	-	-	-	-	-	-	15.03 EXP
		-	-	-	-	-	-	-	-	-	15.04 EXP
		-	-	-	-	-	-	-	-	-	15.05 EXP
Total Expenditure by Vote		-	-	-	-	-	-	-	-	-	15.06 EXP
		-	-	-	-	-	-	-	-	-	15.07 EXP
Surplus/ (Deficit) for the year		-	-	-	-	-	-	-	-	-	15.08 EXP
		-	-	-	-	-	-	-	-	-	15.09 EXP
References	2	166 043	239 228	238 273	18 302	137 630	178 217	(40 586)	(0)	238 273	15.10 EXP
	2	85 405	2 061	2 609	31 622	79 768	2 445	77 323	0	2 609	

1. Insert 'Vote'; e.g. Department, if different to standard structure
2. Must reconcile to Financial Performance ('Revenue and Expenditure by Standard Classification' and 'Revenue and Expenditure')
3. Assign share in 'associate' to relevant Vote

Table C4 Monthly Budget Statement - Financial Performance (revenue and expenditure) - M09 March											0000038
Description	Ref	2020/21	Budget Year 2021/22								C4
		Audited Outcome	Original Budget	Adjusted Budget	Monthly actual	YearTD actual	YearTD budget	YTD variance	YTD variance %	Full Year Forecast	
R thousands											
Revenue By Source											
Property rates		34 318	36 226	36 226	3 013	26 567	27 170	(603)	-2%	36 226	0100
Service charges - electricity revenue		-	-	-	-	-	-	-	-	-	0200
Service charges - water revenue		-	-	-	-	-	-	-	-	-	0300
Service charges - sanitation revenue		-	-	-	-	-	-	-	-	-	0400
Service charges - refuse revenue		-	-	-	-	-	-	-	-	-	0500
Rental of facilities and equipment		3 878	4 045	4 045	334	3 007	3 034	(27)	-1%	4 045	0600
Interest earned - external investments		878	864	892	118	835	669	166	25%	892	0800
Interest earned - outstanding debtors		6 424	6 338	5 338	473	4 356	4 004	353	9%	5 338	0900
Dividends received		5 355	6 193	5 850	532	4 459	4 387	71	2%	5 850	1000
Fines, penalties and forfeits		-	-	-	-	-	-	-	-	-	1100
Licences and permits		1 631	418	745	2	996	559	437	78%	745	1200
Agency services		414	664	478	32	331	358	(28)	-8%	478	1300
Transfers and subsidies		306	340	529	40	400	397	3	1%	529	1400
Other revenue		168 530	147 721	148 230	35 442	147 550	111 172	36 378	33%	148 230	1500
Gains		645	729	797	27	112	598	(486)	-81%	797	1600
		-	1 244	1 244	735	735	933	(198)	-21%	1 244	1700
Total Revenue (excluding capital transfers and contributions)		222 381	204 780	204 374	40 749	189 347	153 281	36 067	24%	204 374	1800
Expenditure By Type											
Employee related costs		66 929	86 453	85 120	5 631	55 318	63 839	(8 521)	-13%	85 120	1900
Remuneration of councillors		11 598	11 901	11 901	926	8 486	8 926	(440)	-5%	11 901	2000
Debt impairment		1 751	20 059	15 623	-	278	11 718	(11 440)	-98%	15 623	2100
Depreciation & asset impairment		32 995	49 362	37 721	3 499	28 814	28 291	523	2%	37 721	2200
Finance charges		149	303	203	1	11	152	(141)	-93%	203	2300
Bulk purchases - electricity		-	-	-	-	-	-	-	-	-	2400
Inventory consumed		2 973	4 090	4 504	179	2 034	3 378	(1 344)	-40%	4 504	2500
Contracted services		23 343	36 858	47 044	4 456	22 477	34 908	(12 430)	-36%	47 044	2600
Transfers and subsidies		2 031	2 068	1 636	90	835	1 227	(393)	-32%	1 636	2700
Other expenditure		24 275	28 134	34 520	3 521	19 377	25 778	(6 401)	-25%	34 520	2800
Losses		-	-	-	-	-	-	-	-	-	2900
Total Expenditure		166 043	239 228	238 273	18 302	137 630	178 217	(40 586)	-23%	238 273	3000
Surplus/(Deficit)											
Transfers and subsidies - capital (monetary allocations) (National / Provincial and District)		56 338	(34 447)	(33 899)	22 447	51 717	(24 936)	76 653	(0)	(33 899)	3100
Transfers and subsidies - capital (monetary allocations) (National / Provincial Departmental Agencies, Households, Non-profit Institutions, Private Enterprises, Public Corporations, Higher Educational Institutions)		29 067	36 508	36 508	9 175	28 051	27 381	670	0	36 508	3200
Transfers and subsidies - capital (in-kind - all)		-	-	-	-	-	-	-	-	-	3400
Surplus/(Deficit) after capital transfers & contributions		-	-	-	-	-	-	-	-	-	3500
Taxation		85 405	2 061	2 609	31 622	79 768	2 445	-	-	2 609	3600
Surplus/(Deficit) after taxation		-	-	-	-	-	-	-	-	-	3700
Attributable to minorities		85 405	2 061	2 609	31 622	79 768	2 445	-	-	2 609	3800
Surplus/(Deficit) attributable to municipality		-	-	-	-	-	-	-	-	-	3900
Share of surplus/ (deficit) of associate		85 405	2 061	2 609	31 622	79 768	2 445	-	-	2 609	4000
Surplus/ (Deficit) for the year		-	-	-	-	-	-	-	-	-	4100
References											
1. Material variances to be explained on Table SC1		85 405	2 061	2 609	31 622	79 768	2 445	-	-	2 609	4200

1. Material variances to be explained on Table SC1

KZN436 Dr Nkosazana Dlamini Zuma - Table C5 Monthly Budget Statement - Capital Expenditure (municipal vote, functional classification and funding) - M09 March

Table C5 Monthly Budget Statement - Capital Expenditure (municipal vote, functional classification and funding) - M09 March											
Vote Description	Ref	2020/21 Audited Outcome	Budget Year 2021/22								
R thousands		Original Budget	Adjusted Budget	Monthly actual	YearTD actual	YearTD budget	YTD variance	YTD variance %	Full Year Forecast	C5	
<u>Multi-Year expenditure appropriation</u>	1										
Vote 1 - Executive and Council	2	-	-	-	-	-	-	-	-		
Vote 2 - Budget and Treasury		6 510	-	-	-	-	-	-	-		
Vote 3 - Corporate Services		-	-	-	-	-	-	-	-		
Vote 4 - Community Services		-	-	-	-	-	-	-	-		
Vote 5 - Public Works and Basic Services		-	600	100	-	75	(75)	-100%	100		
Vote 6 - Planning and Development		(709)	31 358	24 939	2 284	16 994	18 704	(1 710)	-9%	24 939	
Vote 7 - [NAME OF VOTE 7]		-	-	-	-	-	-	-	-		
Vote 8 - [NAME OF VOTE 8]		-	-	-	-	-	-	-	-		
Vote 9 - [NAME OF VOTE 9]		-	-	-	-	-	-	-	-		
Vote 10 - [NAME OF VOTE 10]		-	-	-	-	-	-	-	-		
Vote 11 - [NAME OF VOTE 11]		-	-	-	-	-	-	-	-		
Vote 12 - [NAME OF VOTE 12]		-	-	-	-	-	-	-	-		
Vote 13 - [NAME OF VOTE 13]		-	-	-	-	-	-	-	-		
Vote 14 - [NAME OF VOTE 14]		-	-	-	-	-	-	-	-		
Vote 15 - [NAME OF VOTE 15]		-	-	-	-	-	-	-	-		
Total Capital Multi-year expenditure	4,7	5 800	31 958	25 039	2 284	16 994	18 779	(1 785)	-10%	25 039	
<u>Single Year expenditure appropriation</u>	2										
Vote 1 - Executive and Council		129	151	231	25	137	174	(37)	-21%	231	
Vote 2 - Budget and Treasury		63 568	803	2 203	37	1 662	1 652	9	1%	2 203	
Vote 3 - Corporate Services		439	1 708	2 075	(13)	531	1 107	(576)	-52%	2 075	
Vote 4 - Community Services		4 937	10 547	12 859	767	3 152	9 644	(6 493)	-67%	12 859	
Vote 5 - Public Works and Basic Services		894	47 472	48 743	4 535	18 070	36 355	(18 285)	-50%	48 743	
Vote 6 - Planning and Development		65	160	160	-	-	120	(120)	-100%	160	
Vote 7 - [NAME OF VOTE 7]		-	-	-	-	-	-	-	-		
Vote 8 - [NAME OF VOTE 8]		-	-	-	-	-	-	-	-		
Vote 9 - [NAME OF VOTE 9]		-	-	-	-	-	-	-	-		
Vote 10 - [NAME OF VOTE 10]		-	-	-	-	-	-	-	-		
Vote 11 - [NAME OF VOTE 11]		-	-	-	-	-	-	-	-		
Vote 12 - [NAME OF VOTE 12]		-	-	-	-	-	-	-	-		
Vote 13 - [NAME OF VOTE 13]		-	-	-	-	-	-	-	-		
Vote 14 - [NAME OF VOTE 14]		-	-	-	-	-	-	-	-		
Vote 15 - [NAME OF VOTE 15]		-	-	-	-	-	-	-	-		
Total Capital single-year expenditure	4	70 033	60 842	66 272	5 351	23 550	49 052	(25 501)	-52%	66 272	
Total Capital Expenditure	3	75 833	92 800	91 311	7 635	40 545	67 831	(27 286)	-40%	91 311	

0000040

Vote Description		Ref	2020/21 Audited Outcome	Original Budget	Adjusted Budget	Monthly actual	Budget Year 2021/22					
R thousands		1					YearTD actual	YearTD budget	YTD variance	YTD variance %	Full Year Forecast	C5
Capital Expenditure - Functional Classification												
Governance and administration												
Executive and council			69 777	3 213	5 060	49	2 329	3 345	(1 016)	-30%	5 060	1000
Finance and administration			129	151	231	25	137	174	(37)	-21%	231	1100
Internal audit			69 648	3 061	4 828	24	2 192	3 171	(979)	-31%	4 828	1200
Community and public safety												
Community and social services			5 807	11 347	13 314	767	3 327	9 986	(6 659)	-67%	13 314	2000
Sport and recreation			1 037	4 049	2 163	740	985	1 622	(637)	-39%	2 163	2100
Public safety			-	-	-	-	-	-	-	-	-	2200
Housing			4 770	7 298	11 152	26	2 342	8 364	(6 022)	-72%	11 152	2300
Health			-	-	-	-	-	-	-	-	-	2400
Economic and environmental services												
Planning and development			250	74 740	67 922	6 820	34 773	50 739	(15 966)	-31%	67 922	3000
Road transport			69	72 153	60 585	6 365	30 862	45 236	(14 374)	-32%	60 585	3100
Environmental protection			181	2 587	7 337	455	3 911	5 502	(1 591)	-29%	7 337	3200
Trading services												
Energy sources			-	3 500	5 015	-	-	-	-	-	-	3300
Water management			-	-	-	-	115	3 761	(3 646)	-97%	5 015	4000
Waste water management			-	-	-	-	-	-	-	-	-	4100
Waste management			-	1 000	1 000	-	-	-	-	-	-	4200
Other			-	2 500	4 015	-	115	3 011	(2 896)	-96%	4 015	4400
Total Capital Expenditure - Functional Classification												
		3	75 833	92 800	91 311	7 635	40 545	67 831	(27 286)	-40%	91 311	CAPEX
Funded by:												
National Government			0	36 508	36 508	6 365	24 392	27 381	(2 989)	-11%	36 508	2000
Provincial Government			-	-	375	-	-	281	(281)	-100%	375	2010
District Municipality			-	-	-	-	-	-	-	-	-	2020
Other transfers and grants			-	-	-	-	-	-	-	-	-	2030
Transfers recognised - capital			0	36 508	36 883	6 365	24 392	27 662	(3 270)	-12%	36 883	2040
Public contributions & donations			-	-	-	-	-	-	-	-	-	2050
Borrowing	5		-	-	-	-	-	-	-	-	-	2060
Internally generated funds	6		-	-	-	-	-	-	-	-	-	2070
Total Capital Funding												
			6 149	56 292	54 428	1 271	16 153	40 168	(24 016)	-60%	54 428	2080
References												
			6 149	92 800	91 311	7 635	40 545	67 831	(27 286)	-40%	91 311	2090

1. Municipalities may choose to appropriate for capital expenditure for three years or for one year (if one year appropriation projected expenditure required for yr2 and yr3).
2. Include capital component of PPP unitary payment
3. Capital expenditure by functional classification must reconcile to the total of multi-year and single year appropriations
4. Include expenditure on investment property, intangible and biological assets
5. Must reconcile to Monthly Budget Statement Financial Performance (revenue and expenditure)
6. Include finance leases and PPP capital funding component of unitary payment - total borrowing/repayments to reconcile to changes in Table SA17

KZN436 Dr Nkosazana Dlamini Zuma - Table C6 Monthly Budget Statement - Financial Position - M09 March

Description	Ref	2020/21	Budget Year 2021/22				C6
		Audited Outcome	Original Budget	Adjusted Budget	YearTD actual	Full Year Forecast	
R thousands	1						
ASSETS							
Current assets							0100
Cash		110 177	39 734	101 636	54 599	101 636	0110
Call investment deposits		48 998	83 684	48 998	27 283	48 998	0120
Consumer debtors		40 486	45 040	37 503	5 316	37 503	0130
Other debtors		7 506	4 311	5 671	(1 030)	5 671	0140
Current portion of long-term receivables		-	-	-	-	-	0150
Inventory		-	200	(214)	-	(214)	0160
Total current assets		207 167	172 970	193 594	86 169	193 594	0170
Non current assets							0180
Long-term receivables		-	-	-	-	-	0190
Investments		-	-	-	-	-	0200
Investment property		-	-	-	-	-	0210
Investments in Associate		20 411	20 411	20 411	-	20 411	0220
Property, plant and equipment		-	-	-	-	-	0230
Agricultural		452 211	530 486	496 180	11 763	496 180	0240
Biological assets		-	-	-	-	-	0250
Intangible assets		-	-	-	-	-	0260
Other non-current assets		314	416	567	(32)	567	0270
Total non current assets		472 936	551 313	517 158	11 731	517 158	0280
TOTAL ASSETS		680 103	724 282	710 752	97 900	710 752	0290
LIABILITIES							0300
Current liabilities							0310
Bank overdraft		-	-	-	-	-	0320
Borrowing		171	(171)	171	(171)	171	0330
Consumer deposits		2	(20)	2	0	2	0340
Trade and other payables		46 365	61 013	73 855	18 302	73 855	0350
Provisions		8 072	9 618	9 604	-	9 604	0360
Total current liabilities		54 610	70 440	83 631	18 132	83 631	0370
Non current liabilities							0380
Borrowing		-	-	-	-	-	0390
Provisions		18 211	20 554	17 111	-	17 111	0400
Total non current liabilities		18 211	20 554	17 111	-	17 111	0410
TOTAL LIABILITIES		72 820	90 994	100 743	18 132	100 743	0420
NET ASSETS	2	607 283	633 288	610 010	79 768	610 010	0430
COMMUNITY WEALTH/EQUITY							0440
Accumulated Surplus/(Deficit)		601 790	628 049	604 516	-	604 516	0450
Reserves		5 493	5 239	5 493	-	5 493	0460
TOTAL COMMUNITY WEALTH/EQUITY	2	607 283	633 288	610 010	-	610 010	0470
References							0480

1. Material variances to be explained in Table SC1

2. Total Assets must balance with Total Liabilities

3. Net Assets must balance with Total Community Wealth/Equity

KZN436 Dr Nkosazana Dlamini Zuma - Table C7 Monthly Budget Statement - Cash Flow - M09 March

Description	Ref	2020/21	Budget Year 2021/22								C7
		Audited Outcome	Original Budget	Adjusted Budget	Monthly actual	YearTD actual	YearTD budget	YTD variance	YTD variance %	Full Year Forecast	
R thousands	1										
CASH FLOW FROM OPERATING ACTIVITIES											
Receipts											0100
Property rates		24 999	26 021	26 021	-	26 400	19 516	6 884	35%	26 021	0110
Service charges		2 363	2 911	2 911	5 152	6 587	2 183	4 404	202%	2 911	0120
Other revenue		1 193	17 290	17 376	31 701	32 609	13 032	19 578	150%	17 376	0130
Government - operating		244 490	160 441	160 441	-	123 510	120 331	3 180	3%	160 441	0140
Government - capital		20 658	36 508	36 508	-	25 600	27 381	(1 781)	-7%	36 508	0150
Interest		169	10 786	9 786	-	148	7 340	(7 191)	-98%	9 786	0160
Dividends		-	-	-	-	-	-	-	-	-	0170
Payments											0180
Suppliers and employees		(24 010)	(170 421)	(178 064)	(8 975)	(56 745)	(133 548)	(76 803)	58%	(178 064)	0190
Finance charges		-	(303)	(203)	-	-	(152)	(152)	100%	(203)	0200
Transfers and Grants		(2 409)	(2 068)	(1 636)	-	-	(1 227)	(1 227)	100%	(1 636)	0210
NET CASH FROM/(USED) OPERATING ACTIVITIES		267 452	81 165	73 140	27 677	158 110	54 855	(103 255)	-188%	73 140	0220
CASH FLOWS FROM INVESTING ACTIVITIES											0230
Receipts											0240
Proceeds on disposal of PPE		-	9 630	9 630	-	-	7 223	(7 223)	-100%	9 630	0250
Decrease (increase) other non-current receivables		-	-	-	-	-	-	-	-	-	0260
Decrease (increase) in non-current investments		-	-	-	-	-	-	-	-	-	0280
Payments											0290
Capital assets		(17 036)	(92 800)	(91 311)	(670)	(5 282)	(67 831)	(62 549)	92%	(91 311)	0300
NET CASH FROM/(USED) INVESTING ACTIVITIES		(17 036)	(83 170)	(81 681)	(670)	(5 282)	(60 608)	(55 326)	91%	(81 681)	0310
CASH FLOWS FROM FINANCING ACTIVITIES											0320
Receipts											0330
Short term loans		-	-	-	-	-	-	-	-	-	0340
Borrowing long term/refinancing		-	-	-	-	-	-	-	-	-	0350
Increase (decrease) in consumer deposits		(2)	(20)	2	(1)	(0)	2	(2)	-132%	2	0360
Payments											0370
Repayment of borrowing		-	-	-	-	-	-	-	-	-	0380
NET CASH FROM/(USED) FINANCING ACTIVITIES		(2)	(20)	2	(1)	(0)	2	2	132%	2	0390
NET INCREASE/(DECREASE) IN CASH HELD		250 415	(2 024)	(8 540)	27 206	152 827	(5 752)			(8 540)	0400
Cash/cash equivalents at beginning:		124 203	125 422	159 176		-	159 176			-	0410
Cash/cash equivalents at month/year end:		374 618	123 398	150 636		152 827	153 424			(8 540)	0420
References											0430
1. Material variances to be explained in Table SC1											

viii) COMPLIANCE CHECKLIST ON SECTION 75 REPORT FOR MARCH 2022

Information to be placed on websites of the Municipality

The following information is included into our website as per section 75 of the MFMA

- 1) The accounting officer of a municipality must place on the website referred to in section 21A of the Municipal Systems Act the following documents of the municipality:
 - b) All budget-related policies;
 - c) The annual report;
 - d) All performance agreements required in terms of section 57(1) (b) of the Municipal Systems Act
 - e) All service delivery agreements
 - f) All supply chain management contracts above a prescribed value;
 - g) An information statement containing a list of assets over a prescribed value that have been disposed of in terms of section 14(2) or (4) during the previous quarter;
 - h) All quarterly reports tabled in the council in terms of section 52(d);
 - i) Any other documents that must be placed on the website in terms of this Act or any other applicable legislation, or as may be prescribed.

Prepared by:



Date: 08/04/2022

Reviewed by:



Date: 08/04/2022



Quality Certificate

I, N.C Vezi Municipal Manager of Dr Nkosazana Dlamini Zuma Local Municipality hereby certify that the Monthly preliminary report on the implementation of budget and the financial state affairs of the municipality for the month of March 2022 of the 2021//2022 financial year has been prepared in accordance with the Municipal Finance Management Act and regulations made under this act.

Print Name: N.C Vezi

Municipal Manager of Dr Nkosazana Dlamini Zuma Municipality, KZN436

Signature: _____

Date: _____

08 / 04 / 2022

Monthly Salaries Report

1, Purpose

To inform the Executive Council of the salaries and wages expenditure for the month of March 2022 terms of Section 66 of the Municipal Finance Management Act Guidance

2, OVERVIEW OF MARCH 2022 SALARIES AND WAGES

2,1 Salaries and Wages for the month of March 2022

DESCRIPTION	ORIGINAL BUDGET	MONTHLY BUDGET	MONTH ACTUAL	YTD ACTUAL	MONTHLY % SPENT	YTD % SPEND
SALARIES						
EPWP	60570384,00	5047532,00	R 4 479 078,29	40801966,83	89%	67%
SITTING ALLOWANCE	2323000,00	193583,33	303245,19	2884902,69	157%	124%
SKILLS DEVELOPMENT	34627,00	2885,58	1060,80	5304,00	37%	15%
LONG SERVICE AWARD	657068,00	54755,67	R 54 611,46	536929,72	100%	82%
TRAVEL ALLOWANCES	441000,00	36750,00	48305,85	315427,10	131%	72%
LEAVE PAY	490625,00	40885,42	R 38 401,47	345613,23	94%	70%
OVERTIME	2424283,00	202023,58		271039,81	0%	11%
PENSION FUND CONTRIBUTION	2715474,00	226289,50	R 51 001,61	1019825,77	23%	38%
BONUS	8251765,00	687647,08	R 635 281,91	5595180,74	92%	68%
HOUSING SUBSIDY	4396771,00	366397,58		3880744,54	0%	88%
COUNCILLOR'S SALARY ALLOWANCE	482093,00	40174,42	R 18 046,02	155662,61	45%	32%
COUNCILLOR'S TRAVEL ALLOWANCE	8255792,00	687982,67	R 700 465,35	6361497,96	102%	77%
COUNCILLOR'S CELL PHONE ALLOWANCE	1165657,00	97138,08	R 24 530,88	476003,94	25%	41%
COUNCILLOR'S PENSION	1368075,00	114006,25	R 107 300,00	873200,00	94%	64%
UIF	1165657,00	97138,08	R 93 907,05	775292,41	97%	67%
MEDICAL AID CONTRIBUTION	398117,00	33176,42	R 37 750,22	348591,53	114%	88%
BARGAIN COUNCIL LEVIES	3337681,00	278140,08	R 272 737,04	2376499,20	98%	71%
TOTAL	30536,00	2544,67	R 2 825,70	20576,00	111%	67%
	98508605,00	8209050,42	6868548,84	67044258,08	84%	68%

The above excludes Subsistence and Travel

Prepared By:  Date: 05/03/22

Reviewed By:  Date: 05/03/22

Payroll Reconciliation for March 2022


Vote Number	Description	Payroll Module	General Ledger	Variance	Journal Processed
	Employee Salary	R 4,350,915.45	4,350,915.45	R 0.00	
	Sitting Allowance	R 1,060.80	1,060.80	R 0.00	
	Standby Allowance	R 128,162.84	128,162.84	R 0.00	
	EPWP Stipend	R 303,245.19	303,245.19	R 0.00	
	Overtime	R 51,001.61	51,001.61	R 0.00	
	Leave Paid			R 0.00	
	Annual Bonus			R 0.00	
	Long Service Bonus	R 48,305.85	48,305.85	R 0.00	
	Subsistence And Travel	R 47,418.53	47,418.53	R 0.00	
	Travel Allowance Section 57	R 38,401.47	38,401.47	R 0.00	
	Housing Allowance	R 18,046.02	18,046.02	R 0.00	
	Bargaining Council levies	R 2,296.90	2,825.70	R -528.80	Short payment of bargaining council fees ACB 9111
	UIF	R 37,750.22	37,750.22	R 0.00	
	Skills Levy	R 54,611.46	54,611.46	R 0.00	
	Provident Pension Fund	R 635,281.91	635,281.91	R 0.00	
	Medical Aid	R 272,737.04	272,737.04	R 0.00	
	Council Allowance	R 700,465.35	700,465.35	R 0.00	
	Travel Allowance Cllrs	R 24,530.88	24,530.88	R 0.00	
	Cellphone Allowance	R 107,300.00	107,300.00	R 0.00	
	Pension Cllrs	R 93,907.05	93,907.05	R 0.00	
		R 6,915,438.57	R 6,915,967.37	R -528.80	
Difference			R -528.80		


Prepared by:



Verified by



Prepared by : 

Verified by : 

Verified by

Disclosures Concerning Councillors, Directors and Senior Officials 2021 2022												
Mar-22												
Description	Mayor 619	Deputy Mayor 3930	Speaker 636	Whip 641	Section 79 committee Chairperson n.631,621	Executive councillors 3937,628,622	Councillors	Municipal Manager 169	Chief Financial Officer 99	Community Manager 5058	Manager Corporate Services 166	IPD Manager 5023
Salaries and Wages R'000												
Normal	R 541,039.87	R 425,912.87	R 431,550.29	R 107,824.95	R 405,091.06	R 766,685.46	R 3,683,393.45	R 682,537.82	R 704,128.14	R 616,808.13	R 704,940.78	R 555,974.82
ACTING ALLOWANCE	R 0.00	R 0.00	R 0.00	R 0.00	R 0.00	R 0.00	R 0.00	R 0.00	R 0.00	R 0.00	R 0.00	R 0.00
Overtime	R 0.00	R 0.00	R 0.00	R 0.00	R 0.00	R 0.00	R 0.00	R 0.00	R 0.00	R 0.00	R 0.00	R 0.00
BONUSES	R 0.00	R 0.00	R 0.00	R 0.00	R 0.00	R 0.00	R 0.00	R 0.00	R 0.00	R 0.00	R 0.00	R 0.00
BACK PAY	R 0.00	R 0.00	R 0.00	R 0.00	R 0.00	R 0.00	R 0.00	R 0.00	R 0.00	R 0.00	R 0.00	R 0.00
LONG SERVICE BONUS	R 0.00	R 0.00	R 0.00	R 0.00	R 0.00	R 0.00	R 0.00	R 0.00	R 0.00	R 0.00	R 0.00	R 0.00
LEAVE PAID OUT	R 0.00	R 0.00	R 0.00	R 0.00	R 0.00	R 0.00	R 0.00	R 0.00	R 0.00	R 0.00	R 0.00	R 0.00
PERFORMANCE BONUS	R 0.00	R 0.00	R 0.00	R 0.00	R 0.00	R 0.00	R 0.00	R 0.00	R 0.00	R 0.00	R 0.00	R 0.00
Contributions R'000												
Pensions	R 74,857.28	R 44,914.38	R 59,885.84	R 14,706.61	R 55,324.84	R 89,568.36	R 436,035.11	R 109,189.30	R 0.00	R 0.00	R 0.00	R 0.00
Medical Aid	R 0.00	R 0.00	R 0.00	R 0.00	R 0.00	R 0.00	R 0.00	R 19,280.36	R 17,683.20	R 37,279.90	R 0.00	R 0.00
SALGBC	R 0.00	R 0.00	R 0.00	R 0.00	R 0.00	R 0.00	R 0.00	R 91.50	R 91.50	R 91.50	R 91.50	R 91.50
UIF	R 0.00	R 0.00	R 0.00	R 0.00	R 0.00	R 0.00	R 0.00	R 1,594.08	R 1,594.08	R 1,594.08	R 1,594.08	R 1,594.08
SKILLS LEVY	R 0.00	R 0.00	R 0.00	R 0.00	R 0.00	R 0.00	R 0.00	R 9,326.70	R 8,024.37	R 6,652.49	R 7,805.34	R 6,386.11
Allowances R'000												
Travel and Motor Car	R 0.00	R 0.00	R 0.00	R 0.00	R 0.00	R 0.00	R 0.00	R 0.00	R 0.00	R 0.00	R 0.00	R 0.00
DATA CARD	R 2,400.00	R 2,400.00	R 2,400.00	R 1,200.00	R 4,800.00	R 7,200.00	R 50,400.00	R 135,000.00	R 18,000.00	R 0.00	R 94,500.00	R 98,113.23
CELLPHONE	R 27,200.00	R 27,200.00	R 27,200.00	R 13,600.00	R 54,400.00	R 81,600.00	R 571,200.00	R 0.00	R 0.00	R 0.00	R 0.00	R 0.00
Housing Benefits and Allowances R'000												
	R 0.00	R 0.00	R 0.00	R 0.00	R 0.00	R 0.00	R 0.00	R 0.00	R 59,629.50	R 0.00	R 0.00	R 0.00
Loans and Advances R'000												
Other Benefits and Allowances R'000												
Arrears Owed to Municipality												
TOTAL	R 645,497.15	R 500,427.25	R 521,036.13	R 137,331.56	R 548,750.70	R 1,057,061.38	R 5,075,890.14	R 957,019.76	R 809,150.79	R 662,426.10	R 808,931.70	R 662,159.74
	R 645,497.15	R 500,427.25	R 521,036.13	R 137,331.56	R 548,750.70	R 1,057,061.38	R 5,075,890.14	R 957,019.76	R 809,150.79	R 662,426.10	R 808,931.70	R 662,159.74

TOTAL R 645,497.15 R 500,427.25 R 521,036.13 R 137,331.56 R 548,750.70 R 1,057,061.38 R 5,075,890.14 R 957,019.76 R 809,150.79 R 662,426.10 R 808,931.70 R 662,159.74 Grand Total R 12,385,682.40

PREPARED BY 

REVIEWED BY 

EXPENDITURE MANAGEMENT REPORT FOR MARCH 2022

AUTHOR : Chief Finance Officer (KMB)

FILE NUMBER

1ST Level : MANCO
2nd Level : Committee
3rd Level : Exco
4th Level : Council

PURPOSE

To report to the committee on the payments made during the March 2022

LEGISLATIVE FRAMEWORK

- MFMA Act NO .56 of 2003

BACKGROUND AND REASONING

The accounting officer of a municipality is responsible for the management of the expenditure of the municipality. The accounting officer must take all reasonable steps to ensure that the municipality has and maintains an effective system of expenditure control, including procedures for approval, authorisation, withdrawal and payments of funds

The accounting officer must also make sure that the municipality has and maintains a system of internal control in respect of creditors and payments, that payments by the municipality are made directly to the person to whom it is due unless agreed otherwise for reasons as may be prescribed, and that all money owing by the municipality be paid within 30 days of receiving the relevant invoice or statement, unless prescribed otherwise for certain categories of expenditure.

FINANCIAL IMPLICATIONS

No financial implications

STAFF IMPLICATIONS

No staff implications

ANNEXURES

- Payment listing DR Nkosazana Dlamini Zuma Municipality
- Top ten creditors
- Free Basic Electricity

RECOMMENDATIONS

That this report noted by the committee

DR NKOSAZANA DLAMINI ZUMA LOCAL MUNICIPALITY

LIST OF PAYMENTS MADE IN THE MONTH OF MARCH 2022

PAYMENT NUMBER	SUPPLIER NAME	DESCRIPTION	AMOUNT	DATE OF INVOICE	PAYMENT DATE	COMPLIANCE
901	Masakhukulunge Project Managers	Creighton sportfield cert6	138,042.16	2022/03/07	3/17/2022	YES
902	Shemuntu & Son's	Unblocking of sewerline at Creighton main office	10,350.00	2022/03/02	3/17/2022	YES
903	Mhlabane Trading (pty)lts	Catering for ward committee election (ward 15)	18,750.00	2022/03/02	3/17/2022	YES
904	Lemalwa Trading	Creighton sport centre cert7	1,191,196.71	2022/03/07	3/17/2022	YES
905	Double DM Trading & projects	Food parcel for 5 families due to Covid 19	11,977.50	2022/03/02	3/17/2022	YES
906	Mark Povall	Claim form for MPT meeting	7,634.00	2022/03/02	3/17/2022	YES
907	BG Mazongolo construction	Sopholile creche cert4	230,624.22	2022/03/02	3/17/2022	YES
908	Southern African Emergency Service Institution	Membership fee for fire fighters	2,760.00	2022/03/01	3/17/2022	YES
910	BG Mazongolo construction	Cabazi community hall cert 4	264,200.65	2022/03/07	3/17/2022	YES
911	Total Computer services	Licence and services fee for software	34,500.00	2022/03/02	3/17/2022	YES
912	Mhlongo Transcoin Security Service (pty)Ltd	NDZ security services for February	66,470.00	2022/02/18	3/17/2022	YES
913	BG Mazongolo construction	Ndodeni Community Hall cert4	269,598.18	2022/03/07	3/17/2022	YES
914	Management Intergity Evaluation	Verification of qualification	4,497.65	2022/03/01	3/17/2022	YES
915	BG Mazongolo construction	Lubomvana creche cert4	168,915.96	2022/03/07	3/17/2022	YES
916	Mkholwa Transport & Plant Hire	Drain septic tank - Bulwer community hall	17,250.00	2022/02/28	3/17/2022	YES
917	Kwezi & Samkelo (pty)ltd	Renovation of Ngudwini community hall cert2	122,026.45	2022/03/01	3/17/2022	YES
918	Mkholwa Transport & Plant Hire	Drainage of septic tank - Bulwer rank and Drainage of septic tank - Nkwezela library	25,875.00	2022/02/28	3/17/2022	YES
920	Kwezi & Samkelo (pty)ltd	Renovation of Magwaneni community hall cert2	63,792.03	2022/03/01	3/17/2022	YES
921	Mamdente trading (pty)ltd	Bar fridge for the Office of the speaker	3,800.00	2022/03/07	3/17/2022	YES
922	Lusted & Johnson	Petrol for Creighton centre	2,000.00	2022/03/07	3/17/2022	YES
923	Sanoluhle Trading & Projects	Catering services for rail tourism project steering committee & tent hire	4,300.00	2022/03/07	3/17/2022	YES

LIST OF PAYMENTS MADE IN THE MONTH OF MARCH 2022

PAYMENT NUMBER	SUPPLIER NAME	DESCRIPTION	AMOUNT	DATE OF INVOICE	PAYMENT DATE	COMPLIANCE
924	Sipho-Glad Construction and General	Creighton asphalt surfacing road phase 6 certs	660,013.75	2022/03/07	3/17/2022	YES
925	Zungawothi Trading&Project	Bottled water for awareness campaign	2,000.00	2022/03/07	3/17/2022	YES
927	Bulwer Trading Store	Funeral support for Molefe family, Majola family, sibiya family, Mjoli family, Mlonzi family, Zondo family, Diamini family, Vunandlala family, Phoswa family and Makhanya family	15,000.00	2022/03/02	3/17/2022	YES
928	RCN Engineering Consultants	Creighton asphalt surfacing road phase 6 certs	38,812.53	2022/03/07	3/17/2022	YES
929	Ziziyaane Construction	Maintenance of Himeville sportfield cert3	89,693.10	2022/03/01	3/17/2022	YES
930	Eskom : 7220847783	Electricity March statement	5,754.74	2022/03/14	3/17/2022	YES
931	Buhlebezwe Trading (Pty) Ltd	Maintenance of Creighton hall certs	16,164.33	2022/03/22	3/31/2022	YES
932	Eskom: Creighton Pound	Electricity March statement	5,683.51	2022/03/14	3/17/2022	YES
933	Eskom: Sportfield Nkwezela	Electricity March statement	3,103.74	2022/03/14	3/17/2022	YES
934	Eskom: Eskom Health Committee Office	Electricity March statement	9,751.39	2022/03/14	3/17/2022	YES
935	Eskom: Eskom Old Post Office	Electricity March statement	1,896.30	2022/03/14	3/17/2022	YES
936	Lusted & Johnson	Patrol for parks and cemeteries, diesel for back-up generator - Creighton main office	3,900.00	2022/03/07	3/17/2022	YES
937	Bulwer Trading Store	Funeral support for Ntshangase family & Shezi family	3,000.00	2022/03/02	3/17/2022	YES
938	Eskom: Free Basic Electricity	Electricity March statement	103,191.06	2022/03/14	3/17/2022	YES
939	Eskom	Electricity March statement	3,273.57	2022/03/14	3/17/2022	YES
940	Eskom Lot 178 Himeville Travel Agency	Electricity January statement	429.67	2022/03/02	3/17/2022	YES
941	Eskom:Municipal House Mzimela	Electricity March statement	9,308.69	2022/03/02	3/17/2022	YES
942	Eskom Underberg taxi rank	Electricity January statement	7,191.35	2022/03/11	3/17/2022	YES
943	Eskom Creighton local Authority Activities	Electricity March statement	10,842.07	2022/03/14	3/17/2022	YES
944	T.M and Z Trading	Catering services for scm training & catering for ward committee elections	23,800.00	2022/03/09	3/17/2022	YES

LIST OF PAYMENTS MADE IN THE MONTH OF MARCH 2022						
PAYMENT NUMBER	SUPPLIER NAME	DESCRIPTION	AMOUNT	DATE OF INVOICE	PAYMENT DATE	COMPLIANCE
946	Eskom: 6521626228	Electricity March statement	22,304.33	2022/03/15	3/17/2022	YES
947	Eskom: 5441662813	Electricity March statement	1,303.68	2022/03/14	3/17/2022	YES
948	Eskom: LOT 68 West end Mingadi	Electricity March statement	156.42	2022/03/14	3/17/2022	YES
949	Enviroserve	Removal of waste from Himeville station	202,014.39	2022/03/04	3/17/2022	YES
950	Conan Construction	Maintenance of gravel roads cert 2 (Ward 12,7- Gqumeni and ward 14 - Donnybrook)	304,439.50	2022/03/14	3/17/2022	YES
951	Vathisa Liquor Trading	Prepaid electricity for Creighton Centre (Maliyavuza)	2,500.00	2022/03/07	3/17/2022	YES
952	Sgqiki Trading	Catering for ward committee election (ward 05)	16,000.00	2022/03/07	3/17/2022	YES
953	Wize Books Logistics (Pty) Ltd	Bursary for Catlin Huxham	2,690.00	2022/03/15	3/17/2022	YES
954	Eyesizukuluwane Trading	Protective clothing for PWBS staff	715,490.00	2022/03/08	3/17/2022	YES
955	UKZN	Bursary for Mr Suwedi Omar	44,580.00	2022/03/15	3/17/2022	YES
956	Mfwzman (Pty) Ltd	Catering for ward committee election (ward 04)	18,000.00	2022/03/09	3/17/2022	YES
957	Okwethu All Services	Disaster relief (30 Blankets, 30 Sponges & plastics sheeting	28,700.00	2022/03/09	3/17/2022	YES
958	Phophopho Trading	Catering for ward committee election (ward 03)	17,000.00	2022/03/09	3/17/2022	YES
959	Thawula Trading	Catering for LED, tourism investment summit	2,000.00	2022/03/09	3/17/2022	YES
960	Konica Minolta	Monthly rental for photocopying machine	74,415.64	2022/03/07	3/17/2022	YES
961	Igoda Project (Pty) Ltd	Greater Donnybrook phase4 cert3	18,225.20	2022/02/24	3/17/2022	YES
962	Igoda Project (Pty) Ltd	Greater Stepmore/Ridge phase4 cert3	15,582.00	2022/02/24	3/17/2022	YES
963	Igoda Project (Pty) Ltd	Greater Nhlantleni/Goxhill phase4 cert3	5,035.60	2022/02/24	3/17/2022	YES
964	Igoda Project (Pty) Ltd	Greater Bulwer phase4 cert 3	20,765.32	2022/02/24	3/17/2022	YES
965	Igoda Project (Pty) Ltd	Greater Bhidla/Sizanenjana phase4 cert3	10,247.19	2022/02/24	3/17/2022	YES
966	Tha Don Ira Family	Rental for tourism offices	4,859.10	2022/03/07	3/17/2022	YES
967	Igoda Project (Pty) Ltd	Greater Nkumba/Mangwaneni phase4 cert3	15,582.00	2022/02/24	3/17/2022	YES
968	Eye-geza Trading and Project	Hire of toilets for Donnybrook park-home	29,900.00	2022/03/09	3/17/2022	YES
969	Health KZN	Hire of 2 ambulance	3,940.00	2022/03/09	3/17/2022	YES

LIST OF PAYMENTS MADE IN THE MONTH OF MARCH 2022

PAYMENT NUMBER	SUPPLIER NAME	DESCRIPTION	AMOUNT	DATE OF INVOICE	PAYMENT DATE	COMPLIANCE
970	Igoda Project (Pty) Ltd	Greater Amakhuza/Cabazi phase 4 cert4	17,639.97	2022/02/24	3/17/2022	YES
971	Dumisa Mwenya Trading Enterprise	Catering for ward committee election	15,000.00	2022/03/09	3/17/2022	YES
972	2003 Computers	Procurement of laptop and laptop bag for Miss BV Dlamini SCM Intern	20,951.85	2022/03/09	3/17/2022	YES
973	Kgolo Business Trust	Training for 35 councillors	92,575.00	2022/03/09	3/17/2022	YES
974	Ntando Company Trading (pty)ltd	Renovation of Mwaneni hall cert1	225,275.00	2022/03/01	3/18/2022	YES
975	Ayanda Mbanga	Unclaimed animals, erratum: provision of telephones, extension of Himeville fencing, notice of roll inspection general valuation roll, extension of contract notice of intention to extend contract, servicing and repairs to the steam train, SME's and agricultural supporting material	62,443.10	2022/03/08	3/17/2022	
976	SSSB Auto Glass	Glass replacement for municipal trailer	2,172.92	2022/03/14	3/17/2022	YES
977	Bulwer & Donnybrook Taxi Association	Transporting community to ward committee election	78,000.00	2022/03/02	3/17/2022	YES
978	Tunimart Travel Agency	Accomm for Sondezi SJ, Shabalala T, Radebe SA, Khubone NB, Van zyl A, Nxele M, Ngcobo S, Wela N, Hlangwa LB, Mkhize X, Ngcobo NF, Dlamini NP& Khumalo. Conference room	186,847.30	2022/03/02	3/17/2022	YES
979	Tunimart Travel Agency	Accomm for Van Zyl A, Msomi PS, Makhathini BO, Mahlanze MM, Makhathini Q, Zondi S, Vezl NC, S Dlamini, Hadebe KA	21,087.70	2022/03/08	3/17/2022	
980	Eyesizukuluwane Trading	Construction of 2 ceptic tanks	120,966.60	2022/03/08	3/17/2022	YES

LIST OF PAYMENTS MADE IN THE MONTH OF MARCH 2022

PAYMENT NUMBER	SUPPLIER NAME	DESCRIPTION	AMOUNT	DATE OF INVOICE	PAYMENT DATE	COMPLIANCE
981	Mhlongo Transcoin Security Service (PTY) Ltd	NDZ Security services for March	1,387,820.00	2022/03/09	3/17/2022	YES
982	Vuyokazi Dusbana	Claim for attending audit and performance meeting	11,450.00	2022/03/15	3/17/2022	YES
983	Harry Gwala District Municipality (water)	Water March statement	27,945.73	2022/03/16	3/17/2022	YES
984	Samras Solvem Consulting	Support contract bank recon, debtors recon, valuation recon, project management, project admin	82,983.77	2022/03/10	3/17/2022	YES
985	Nomende Gedze	Claim for attending audit and performance meeting	5,725.00	2022/03/14	3/17/2022	YES
986	Simiso Ngidi	Claim for attending audit and performance meeting	11,450.00	2022/03/14	3/17/2022	YES
987	Ashley Gonzales	Claim for attending audit and performance meeting	15,645.00	2022/03/14	3/17/2022	YES
988	Phindile Ndlovu	Claim for attending MTP meeting	6,552.00	2022/03/02	3/17/2022	YES
989	Regent Business School	Financial support for N. Wela	28,350.00	2022/03/17	3/18/2022	YES
990	S Coates Shirley	Refund of rate clearance certificate	1,931.82	2022/03/01	3/17/2022	YES
991	23 Bayview House Trust	Transferring account of clearance certificate	1,983.10	2022/03/01	3/17/2022	YES
992	Mrs JA Roders	Refund of rate clearance certificate	4,317.16	2022/03/01	3/17/2022	YES
993	Eskom Creighton Streetlight	Electricity March statement	3,175.47	2022/03/17	3/18/2022	YES
994	Masbonisanenisonke Trading and Projects	Catering for ward committee election	17,000.00	2022/02/22	3/17/2022	YES
995	Conan Construction	Plant hire for maintenance of gravel road	945,280.00	2022/02/15	3/17/2022	YES
996	Ngenzekile Construction & Projects	Fire Station equipment	49,680.00	2022/02/08	3/1/2022	YES
997	Eskom 131 Street lights	Electricity February statement	8,228.23	2022/02/23	3/1/2022	YES
998	Eskom 111 Streetlight Himeville	Electricity February statement	7,209.95	2022/02/23	3/1/2022	YES
999	Eskom: 7235933938	Electricity February statement	2,839.28	2022/02/23	3/1/2022	YES
9100	Bulwer Library & Hall: 5241271066	Electricity March statement	16,113.67	2022/03/01	3/1/2022	YES
9101	Siqondile Trading	Catering Services for ward committee election (meeting ward 12)	18,000.00	2022/02/22	3/1/2022	YES
9102	Mkhonzeni Media Productions (pty) Ltd	Catering services for ward committee election (meeting ward 17)	13,430.00	2022/02/22	3/1/2022	YES
9103	Sonasispho Projects	Catering for ward committee election (ward 14)	18,000.00	2022/02/22	3/1/2022	YES

LIST OF PAYMENTS MADE IN THE MONTH OF MARCH 2022						
PAYMENT NUMBER	SUPPLIER NAME	DESCRIPTION	AMOUNT	DATE OF INVOICE	PAYMENT DATE	COMPLIANCE
9104	Senzy Trading Enterprise	Hire of tent, chairs, table and generator				
9105	Mazulukweni Trading & Construction (pty)ltd	Catering for ward committee election (ward10)	3,950.00	2022/02/22	3/1/2022	YES
9106	Lisakhanyisa Projects	Catering for ward committee election (ward 09)	18,000.00	2022/02/22	3/1/2022	YES
9107	Hlumie & Azie Trading CC	140 Gift vouchers for back to school uniform	18,000.00	2022/02/22	3/1/2022	YES
9108	Ntshengula Trading Enterprise (pty)Ltd	10 waste Skip bins	94,500.00	2022/02/18	3/1/2022	YES
9109	Eskom Lot 178 Himmerville Travel Agency	Electricity March statement	455,193.00	2022/03/09	3/18/2022	YES
9110	Eskom Underberg taxi rank	Electricity March statement	5,705.05	2022/03/18	3/18/2022	YES
9111	SALGBC	Out standing Levies for bargaining council	13,043.17	2022/03/18	3/18/2022	YES
9112	Harry Gwala District	Water December statement & interest	528.80	2022/03/17	3/17/2022	YES
9113	Mhlabane Trading (pty)Lts	Cater for fraud and corruption workshop	59,295.08	2022/01/17	2/1/2022	YES
9114	Sizani DR Trading(pty)Ltd	Wet and dry vacuum, A1 frames	28,700.00	2022/01/21	2/1/2022	YES
9115	Eskom: Creighton Pound	Electricity February statement	5,765.30	2022/01/24	2/1/2022	YES
9116	Harry Gwala District	Water charges January Statement	6,323.11	2022/02/14	2/17/2022	YES
9117	Eskom: 6521626228	Electricity February statement	27,444.33	2022/02/09	2/17/2022	YES
9118	Inside data	Bulk postage January statements	25,136.90	2022/02/14	2/17/2022	YES
9119	Bulwer Library & Hall: 5241271066	Electricity March statement	24,072.72	2022/03/24	3/24/2022	YES
9120	Powervision Technology	Email hosting &SLA Support	15,687.52	2022/03/25	3/31/2022	YES
9121	Abenkanyezi Construction and Kitchen	Driving school training	23,807.00	2022/03/24	3/31/2022	YES
9122	Mphongolo Trading Enterprise	Catering for crafters attending training	97,300.00	2022/03/22	3/31/2022	YES
9123	Isite internet Solutions	Procurement of laptop, laptop bag & usb	7,200.00	2022/03/24	3/31/2022	YES
9124	Gugube Holdings(pty)Ltd	Catering for first aid training	21,122.97	2022/03/24	3/31/2022	YES
9125	Underberg and Himmerville Taxi owner	Transporting community to ward committee elections	10,500.00	2022/03/24	3/31/2022	YES
9126	Esethu Hopewell (pty)Ltd	Supply and delivery of 14 USB flash	19,500.00	2022/03/24	3/31/2022	YES
			6,300.00	2022/03/24	3/31/2022	YES

LIST OF PAYMENTS MADE IN THE MONTH OF MARCH 2022

PAYMENT NUMBER	SUPPLIER NAME	DESCRIPTION	AMOUNT	DATE OF INVOICE	PAYMENT DATE	COMPLIANCE
9127	Bulwer Trading Store	Funeral support for Tenza family	1,500.00	2022/03/24	3/31/2022	YES
9128	Sanoluhle trading and projects	Catering for ward committee election (ward 2)	16,000.00	2022/03/24	3/31/2022	YES
9129	Okwethu All Services	Supply and delivery of 100 scientific calculators	27,650.00	2022/03/24	3/31/2022	YES
9130	Eskom Himmville Post Office	Electricity March statement	5,071.74	2022/03/22	3/31/2022	YES
9131	Mawabani Projects (pty)lts	PVC window blinder for the office of the Deputy Mayor	5,500.00	2022/03/23	3/31/2022	YES
9132	Bidvest Waltons	Laptop for L Mhlophe IDP office	17,756.00	2022/03/23	3/31/2022	YES
9133	Mjwaha Trees Harvesting and other projects	Platter for memorial service for NC Kati	1,950.00	2022/03/23	3/31/2022	YES
9134	PATADS Signs and Design	Chromadel metal banner for animal pound truck	1,650.00	2022/03/23	3/31/2022	YES
9135	Auditor General	Audit fees	221,699.84	2022/03/22	3/31/2022	YES
		Advert for municipal adjustment budget and sales of unclaimed animals		2022/03/23		YES
9136	Ayanda Mbanga		11,511.31		3/31/2022	
9137	Kuyenzeka Mawenza	Branded PPE for revenue unit	10,850.00	2022/03/24	3/31/2022	YES
9138	Aberkanyezi Construction and Kitchen	Hire of 2 pole tent & 2 babies	2,000.00	2022/03/24	3/31/2022	YES
9139	TV Mazeka Constrution	Catering for ward committee election (ward 07)	18,000.00	2022/03/24	3/31/2022	YES
9140	Mkhoiwa Transport & Plant Hire	Emptying of septic tank - Bulwer hall	14,375.00	2022/03/24	3/31/2022	YES
9141	Langangelihle General Trading and Projects	Mobile kitchen	77,865.96	2022/03/24	3/31/2022	YES
9143	Lulama B Hlengwa	Re-imbursement for paying the fuel	561.67	2022/03/28	3/31/2022	YES
9144	Sanoluhle trading and projects	Generator hired for ward committee election (ward 03)	800.00	2022/03/23	3/31/2022	YES
9145	Eskom Bulwer Art Centre	Electricity March statement	5,992.82	2022/03/22	3/31/2022	YES
9146	bpg mass appraisals	Project management	47,374.29	2022/03/24	3/31/2022	YES
9147	Ziphelele Planning & Environmental	Final draft subdivision layout & spluma application	150,852.98	2022/03/24	3/31/2022	YES
9148	Eskom: Bulwer waste water package	Electricity March statement	2,609.40	2022/03/22	3/31/2022	YES
9149	Eskom	Electricity March statement	146.07	2022/03/22	3/31/2022	YES
9150	bpg mass appraisals	Project management	23,546.25	2022/03/18	3/31/2022	YES
9151	Eskom Bulwer taxi rank	Electricity March statement	3,190.72	2022/03/22	3/31/2022	YES
9152	University of Kwazulu Natal	Financial support for Mr Suwedi Omar	38,144.00	2022/03/25	3/31/2022	YES
9153	R and L Investment	Financial support for Mr Suwedi Omar (study material)	2,100.00	2022/03/25	3/31/2022	YES

LIST OF PAYMENTS MADE IN THE MONTH OF MARCH 2022

PAYMENT NUMBER	SUPPLIER NAME	DESCRIPTION	AMOUNT	DATE OF INVOICE	PAYMENT DATE	COMPLIANCE
9154	Splenda Nkonyeni Electrical	Greater Ngwangwane phased cert6	259,893.68	2022/03/18	3/31/2022	YES
9155	S A Post Office	licencing of municipal vehicles	30,564.00	2022/03/18	3/31/2022	YES
9156	Eskom 111 Streetlight Himeville	Electricity March statement	6,512.57	2022/03/23	3/31/2022	YES
9157	Eskom: 7235933938	Electricity March statement	2,564.22	2022/03/23	3/31/2022	YES
9158	Splenda Nkonyeni Electrical	Greater Gqumeni/Mqundekweni cert5	32,478.30	2022/03/18	3/31/2022	YES
9159	Eskom Himeville area	Electricity March statement	4,831.44	2022/03/22	3/31/2022	YES
9160	Eskom 187 Mackenzie Street	Electricity March statement	4,124.12	2022/03/22	3/31/2022	YES
9161	Splenda Nkonyeni Electrical	Greater Centocow/Hlabeni cert6	248,390.56	2022/03/18	3/31/2022	YES
9162	Ayanda Mbanga	Subdivision of the remainder of Erf 411 Himeville	13,600.64	2022/03/24	3/31/2022	YES
9163	Lemaawe Trading	Creighton sport centre cert8	262,346.31	2022/03/23	3/31/2022	YES
9164	Splenda Nkonyeni Electrical	Greater Khukhulela/Nomagaga cert5	32,478.30	2022/03/18	3/31/2022	YES
9165	BG Mazongolo construction	Ndodeni community Hall cert5	202,450.23	2022/03/23	3/31/2022	YES
		Accomm for Cllr K. Hadebe, Gumede B, Dlamini N, Sondezi J, Shabalala, Mayor Msomi, Cllr SS Phoswa, M Mzimela, P Mtungwa, Z Mlata, NC Vezi, Wela N, Holiwe N, Dlamini Z Mngadi S, Radebe J, Nkandi B, MM's office officials and conference venue for strategic planning		2022/03/23		YES
9166	Tunimart Travel Agency		175,664.13		3/31/2022	
9167	Splenda Nkonyeni Electrical	Greater Sandanezwe/Masamini cert5	25,982.64	2022/03/18	3/31/2022	YES
9168	BG Mazongolo construction	Lubomvana creche certificate 5	138,089.80	2022/03/23	3/31/2022	YES
9169	Splenda Nkonyeni Electrical	Greater Centocow/Hlabeni cert5	32,478.30	2022/03/18	3/31/2022	YES
		Accomm for town planning department, Gumede DB, Ngcobo SP,		2022/03/24		YES
9170	Tunimart Travel Agency		29,028.93		3/31/2022	
9171	Splenda Nkonyeni Electrical	Greater Mjila/Creighton phased cert4	32,478.30	2022/03/18	3/31/2022	YES
9172	Splenda Nkonyeni Electrical	Greater Ngwangwane phased cert5	32,478.30	2022/03/18	3/31/2022	YES
9173	Sipho-Glad Construction and General	Creighton asphalt road phased cert6	205,080.08	2022/02/23	3/31/2022	YES

00000000

LIST OF PAYMENTS MADE IN THE MONTH OF MARCH 2022						
PAYMENT NUMBER	SUPPLIER NAME	DESCRIPTION	AMOUNT	DATE OF INVOICE	PAYMENT DATE	COMPLIANCE
9174	Greendoor Landscape Services (pty)ltd	Prov of Horticulture Management services	29,756.25	2022/03/16	3/31/2022	YES
9175	Ngenzekile Construction Projects (pty) Ltd	Maintenance of municipal main building	221,885.80	2022/03/22	3/31/2022	YES
9176	BG Mazongolo construction	Cabazi community hall cert 5	198,342.32	2022/03/23	3/31/2022	YES
9177	BG Mazongolo construction	Sopholile creche cert5	138,045.82	2022/03/23	3/31/2022	YES
9178	Majiki Construction and Plant Hire	Underberg Town hall cert9 and retention	2,589,853.51	2022/03/18	3/31/2022	YES
9179	Ashley Gonzalves	Claim for attending performance assessment meeting	14,155.00	2022/03/18	3/31/2022	YES
		Petrol for Himeville and Underberg centres. Petrol for brush cutters for cemeteries parks		2022/03/23		YES
9180	Lusted & Johnson		6,000.00		3/31/2022	
9181	Shearer Group	Sdangeni bridge&road cert1	786,689.01	2022/02/31	3/31/2022	YES
9182	Lusted & Johnson	Petrol for traffic tralior generator	2,105.00	2022/03/23	3/31/2022	YES
9183	Underberg Forge	Naylon for brush cutters	1,413.35	2022/03/24	3/31/2022	YES
9184	SARS: PAYE	Payroll report	736,752.90	2022/03/25	3/31/2022	YES
9185	SARS: UIF	Payroll report	75,500.44	2022/03/25	3/31/2022	YES
9186	SARS: SLF	Payroll report	54,611.46	2022/03/25	3/31/2022	YES
	TOTAL		17,098,982.36			

Prepared by: N. Radebe

Reviewed by: P Mtungwa

Signature: Signature: 

DR NKOSAZANA DLAMINI ZUMA LOCAL MUNICIPALITY

HIGHEST PAID CREDITORS FOR MARCH 2022

SUPPLIER	DESCRIPTION	AMOUNT
Majiki Construction and Plant	Underberg Town hall cert9 and retention	2,589,853.51
BG Mazongolo construction	Sopholile creche cert4, Cabazi community hall cert4, Ndodeni community hall cert4, Lubomvana Creche cert4, Ndodeni community hall cert5, Lubombana creche cert5, Cabazi community hall cert5, Sopholile creche cert5,	1,610,267.18
Mhlongo Transcoin Security Services	NDZ security services for February, NDZ security services for March	1,454,290.00
Conan Construction	Maintenance of gravel roads cert 2, Plant hire	1,250,061.50
Lemalwa Trading	Creighton sport centre cert7,	1,191,196.71
Sipho-Glad Construction and General	Creighton asphalt surfacing road phase 6 cert5 Creighton asphalt surfacing road cert6	865,093.83
Eyesizukulwane Trading	Protective clothing for PWBS staff, Construction of 2 septic tank	836,456.60
Shearer Group	Sdangeni bridge&road cert1	786,689.01
Splenda Nkonyeni Electrical	Greater Ngwangwane cert6, Greater Ngqumeni/Mnqundekweni cert5, Greater Centocow/Hlabeni cert6, Greater Khukhulela/Nomagaga cert5, Greater Sandanezwe/Masameni cert5, greater Centocow/Hlabeni cert5, greater Mjila/Creighton cert4, Greater Ngwangwane cert4,	696,658.38
Ntshengula Trading Enterprise	Skip bins, Protective clothing for PWBS staff	455,193.00
TOTAL		11,735,759.72

Prepared by: N.Radebe

Reviewed by: P.Mtshwa

Signature: Signature: 

DR NKOSAZANA DLAMINI ZUMA LOCAL MUNICIPALITY
REPORT FOR CREDITORS PAID WITHIN 30 DAYS IN MARCH 2022

Number of Payments	COMPLIED	NOT COMPLIED	PERCENTAGE
181	181	0	100%

Prepared by: N.Radebe

Signature: _____



Review by: MP Mtungwa

Signature: _____



FREE BASIC ELECTRICITY

MUNIC_CD	MUNICIPALITY	NAME	ADDRESS2	KWH_L	CLAIM_RA1	VAT_L	CLAIMED_	CLAIMED_	CLAIM_TOTAL
KZ436	Dr Nkosazana Zuma Municipi	NYOSI NOKUBONGA CLARICE	AMAKUZA UNDERBURG KZN	50	1,4346	15	71,73	10,7595	82,4895
KZ436	Dr Nkosazana Zuma Municipi	MAPHUMULO KULUMILE	TRADITIONAL HOUSE	50	1,4346	15	71,73	10,7595	82,4895
KZ436	Dr Nkosazana Zuma Municipi	NZIMANDE BONAKELE	EHLABENI BULWER KZN	50	1,4346	15	71,73	10,7595	82,4895
KZ436	Dr Nkosazana Zuma Municipi	PHUNGULA XOLISWA	EHLABENI BULWER KZN	50	1,4346	15	71,73	10,7595	82,4895
KZ436	Dr Nkosazana Zuma Municipi	KHWELA DUDUZILE	EHLABENI BULWER KZN	50	1,4346	15	71,73	10,7595	82,4895
KZ436	Dr Nkosazana Zuma Municipi	MBANJWA ZIBUYILE GERTRUDE	P O EMASAMENI IXOPO KZN	50	1,4346	15	71,73	10,7595	82,4895
KZ436	Dr Nkosazana Zuma Municipi	KHUMALO NCAMISILE	AMAKUZA UNDERBURG KZN	50	1,4346	15	71,73	10,7595	82,4895
KZ436	Dr Nkosazana Zuma Municipi	KHUBONE MALAFU	NKWEZELA BULWER KZN	50	1,4346	15	71,73	10,7595	82,4895
KZ436	Dr Nkosazana Zuma Municipi	CHAGWE THULASIZWE GAGU	AMAKUZA UNDERBURG KZN	50	1,4346	15	71,73	10,7595	82,4895
KZ436	Dr Nkosazana Zuma Municipi	NGUBANE SIBONGILE PATRICIA	AMAKUZA UNDERBURG KZN	50	1,4346	15	71,73	10,7595	82,4895
KZ436	Dr Nkosazana Zuma Municipi	PHUNGULA ADELAIDE	AMAKUZA UNDERBURG KZN	50	1,4346	15	71,73	10,7595	82,4895
KZ436	Dr Nkosazana Zuma Municipi	ZUMA THOLWAPHI ASTERIA	EHLABENI BULWER KZN	50	1,4346	15	71,73	10,7595	82,4895
KZ436	Dr Nkosazana Zuma Municipi	DLAMINI LUNGISANI MLUNGISI	AMAKUZA UNDERBURG KZN	50	1,4346	15	71,73	10,7595	82,4895
KZ436	Dr Nkosazana Zuma Municipi	PHUNGULA MABANDLA GILA	AMAKUZA UNDERBURG KZN	50	1,4346	15	71,73	10,7595	82,4895
KZ436	Dr Nkosazana Zuma Municipi	ZUMA SIPHIWE	EHLABENI BULWER KZN	50	1,4346	15	71,73	10,7595	82,4895
KZ436	Dr Nkosazana Zuma Municipi	MTOLO RUPHINAH	QULASHE UNDERBURG KZN	50	1,4346	15	71,73	10,7595	82,4895
KZ436	Dr Nkosazana Zuma Municipi	CHULE JABULISILE	Brick House	50	1,4346	15	71,73	10,7595	82,4895
KZ436	Dr Nkosazana Zuma Municipi	MADIBA BONAKELE	SOKHELA S1 IXOPO KZN OU	50	1,4346	15	71,73	10,7595	82,4895
KZ436	Dr Nkosazana Zuma Municipi	DLAMINI PHUMEPHI	AMAKUZA UNDERBURG KZN	50	1,4346	15	71,73	10,7595	82,4895
KZ436	Dr Nkosazana Zuma Municipi	NTULI SBONGILE MARY JANE	MQATSHENI S1 UNDERBERG KZ	50	1,4346	15	71,73	10,7595	82,4895
KZ436	Dr Nkosazana Zuma Municipi	MKHIZE MICHAEL	Brick House	50	1,4346	15	71,73	10,7595	82,4895
KZ436	Dr Nkosazana Zuma Municipi	SHOZI LETHIWE ROSEMARY	HLANGANANI S1 IXOPO KZN OL	50	1,4346	15	71,73	10,7595	82,4895
KZ436	Dr Nkosazana Zuma Municipi	MKIZE THEMELIHLA GCINAPHI	CORINTH S1 IXOPO KZN OU	50	1,4346	15	71,73	10,7595	82,4895
KZ436	Dr Nkosazana Zuma Municipi	DUMA ANNATORIA FIKISILE	SUN CITY BULWER PMB KZN	50	1,4346	15	71,73	10,7595	82,4895
KZ436	Dr Nkosazana Zuma Municipi	DUMAKUDE NOMBUYISELA IRENE	CORINTH S1 IXOPO KZN OU	50	1,4346	15	71,73	10,7595	82,4895
KZ436	Dr Nkosazana Zuma Municipi	SOSIBO THUTHUKILE PRISCILLA	CORINTH S1 IXOPO KZN OU	50	1,4346	15	71,73	10,7595	82,4895
KZ436	Dr Nkosazana Zuma Municipi	PHOSWA ZAMAGUGU	EHLABENI BULWER KZN	50	1,4346	15	71,73	10,7595	82,4895
KZ436	Dr Nkosazana Zuma Municipi	KHUBONE BANCAMILE	TRADITIONAL HOUSE	50	1,4346	15	71,73	10,7595	82,4895
KZ436	Dr Nkosazana Zuma Municipi	NDLOVU MATHEWU NKULULEKO	HLANGANANI S1 IXOPO KZN OL	50	1,4346	15	71,73	10,7595	82,4895
KZ436	Dr Nkosazana Zuma Municipi	MAGWENYANA MILORED THEMBE	HLANGANANI S1 IXOPO KZN OL	50	1,4346	15	71,73	10,7595	82,4895
KZ436	Dr Nkosazana Zuma Municipi	NDLOVU NONDUMISO	HLANGANANI S1 IXOPO KZN OL	50	1,4346	15	71,73	10,7595	82,4895
KZ436	Dr Nkosazana Zuma Municipi	NZIMANDE PHATHEKILE MAGGIE	AMAKUZA UNDERBURG KZN	50	1,4346	15	71,73	10,7595	82,4895
KZ436	Dr Nkosazana Zuma Municipi	JILI BHEKOKWAKHE	SOKHELA S1 IXOPO KZN OU	50	1,4346	15	71,73	10,7595	82,4895
KZ436	Dr Nkosazana Zuma Municipi	NGUBO ZETHU FLORENCE	HLANGANANI S1 IXOPO KZN OL	50	1,4346	15	71,73	10,7595	82,4895
KZ436	Dr Nkosazana Zuma Municipi	MKHULISI NOMKOSIKHONA VERON	HLANGANANI S1 IXOPO KZN OL	50	1,4346	15	71,73	10,7595	82,4895
KZ436	Dr Nkosazana Zuma Municipi	SOSIBO CATHRINE NCAMISILE	HLANGANANI S1 IXOPO KZN OL	50	1,4346	15	71,73	10,7595	82,4895
KZ436	Dr Nkosazana Zuma Municipi	CHAGWE NONHLANHLA	AMAKUZA UNDERBURG KZN	50	1,4346	15	71,73	10,7595	82,4895
KZ436	Dr Nkosazana Zuma Municipi	DLAMINI MZIMBA SIXFRIED	EHLABENI BULWER KZN	50	1,4346	15	71,73	10,7595	82,4895
KZ436	Dr Nkosazana Zuma Municipi	MBAMBO ZANELE	EHLABENI BULWER KZN	50	1,4346	15	71,73	10,7595	82,4895
KZ436	Dr Nkosazana Zuma Municipi	SHOBA MFANO	XOSHEYAKHE ENKELEBANTWAN	50	1,4346	15	71,73	10,7595	82,4895
KZ436	Dr Nkosazana Zuma Municipi	DLAMINI BONISIWE ERONICA	XOSHEYAKHE ENKELEBANTWAN	50	1,4346	15	71,73	10,7595	82,4895
KZ436	Dr Nkosazana Zuma Municipi	NYINDE BHEKAMAKHUZE ALFRED	EHLABENI BULWER KZN	50	1,4346	15	71,73	10,7595	82,4895
KZ436	Dr Nkosazana Zuma Municipi	GAZU DIYA	Traditional house	50	1,4346	15	71,73	10,7595	82,4895
KZ436	Dr Nkosazana Zuma Municipi	MEMEZA ANNEMARIA	NKWEZELA BULWER KZN	50	1,4346	15	71,73	10,7595	82,4895
KZ436	Dr Nkosazana Zuma Municipi	MTOLO NHLANHLA	TRADITIONAL HOUSE	50	1,4346	15	71,73	10,7595	82,4895
KZ436	Dr Nkosazana Zuma Municipi	MBANJWA LUNGISILE GOODNESS	EHLABENI BULWER KZN	50	1,4346	15	71,73	10,7595	82,4895
KZ436	Dr Nkosazana Zuma Municipi	PHUNGULA THEMBISILE SIBUNTULI	AMAKUZA UNDERBURG KZN	50	1,4346	15	71,73	10,7595	82,4895
KZ436	Dr Nkosazana Zuma Municipi	NENE FELIX BHEKUYISE	EHLABENI BULWER KZN	50	1,4346	15	71,73	10,7595	82,4895
KZ436	Dr Nkosazana Zuma Municipi	NTSHIZA THEMBA B	NKWEZELA	50	1,4346	15	71,73	10,7595	82,4895
KZ436	Dr Nkosazana Zuma Municipi	MTHEMBU NTOMBIZODWA PATRICIA	HLANGANANI S1 IXOPO KZN OL	50	1,4346	15	71,73	10,7595	82,4895
KZ436	Dr Nkosazana Zuma Municipi	MNGUNI SABSILE NONHLE	AMAKUZA UNDERBURG KZN	50	1,4346	15	71,73	10,7595	82,4895
KZ436	Dr Nkosazana Zuma Municipi	PAKISI THANDIWE ANTONIA	HLANGANANI S1 IXOPO KZN OL	50	1,4346	15	71,73	10,7595	82,4895
KZ436	Dr Nkosazana Zuma Municipi	NZIMANDE A B	NKUMBA	50	1,4346	15	71,73	10,7595	82,4895
KZ436	Dr Nkosazana Zuma Municipi	DUMA ZIPHATHELE	AMAKUZA UNDERBURG KZN	50	1,4346	15	71,73	10,7595	82,4895
KZ436	Dr Nkosazana Zuma Municipi	MTHEMBU BAJABULILE GLADYS		50	1,4346	15	71,73	10,7595	82,4895
KZ436	Dr Nkosazana Zuma Municipi	TSHAPHA HONEY SELLY	AMAKUZA UNDERBURG KZN	50	1,4346	15	71,73	10,7595	82,4895
KZ436	Dr Nkosazana Zuma Municipi	KHANYILE CYNTHIA ZENZILE	AMAKUZA UNDERBURG KZN	50	1,4346	15	71,73	10,7595	82,4895
KZ436	Dr Nkosazana Zuma Municipi	SITHOLE THOLAKELE THEODORA		50	1,4346	15	71,73	10,7595	82,4895
KZ436	Dr Nkosazana Zuma Municipi	MEMELA THEMBEKILE SEPHRONIA	EHLABENI BULWER KZN	50	1,4346	15	71,73	10,7595	82,4895
KZ436	Dr Nkosazana Zuma Municipi	MACINGA MSONGELWA	EHLABENI BULWER KZN	50	1,4346	15	71,73	10,7595	82,4895
KZ436	Dr Nkosazana Zuma Municipi	ZULU QINISILE	QULASHE UNDERBURG KZN	50	1,4346	15	71,73	10,7595	82,4895
KZ436	Dr Nkosazana Zuma Municipi	NDLOVU BP	HLANGANANI	50	1,4346	15	71,73	10,7595	82,4895
KZ436	Dr Nkosazana Zuma Municipi	TSHAPA NONTOKOZO	EHLABENI BULWER KZN	50	1,4346	15	71,73	10,7595	82,4895
KZ436	Dr Nkosazana Zuma Municipi	MZOLO DINGINDAWO	EHLABENI BULWER KZN	50	1,4346	15	71,73	10,7595	82,4895
KZ436	Dr Nkosazana Zuma Municipi	MNIKATHI LUCKY DOMNIC	STEPMORE	100	1,4346	15	143,46	21,519	164,979
KZ436	Dr Nkosazana Zuma Municipi	CELE MFANUFIKILE SAMUEL	EHLABENI BULWER KZN	50	1,4346	15	71,73	10,7595	82,4895
KZ436	Dr Nkosazana Zuma Municipi	NJULO MBONISWANA	JUNCTION ELECTRIFICATION S1	50	1,4346	15	71,73	10,7595	82,4895
KZ436	Dr Nkosazana Zuma Municipi	BEKWA CONSTANCE NTOMBIFUTHI	HLANGANANI S1 IXOPO KZN OL	50	1,4346	15	71,73	10,7595	82,4895
KZ436	Dr Nkosazana Zuma Municipi	MIYA ZANELE MILDRED	HLANGANANI S1 IXOPO KZN OL	50	1,4346	15	71,73	10,7595	82,4895
KZ436	Dr Nkosazana Zuma Municipi	MTHEMBU JM	HLANGANANI	50	1,4346	15	71,73	10,7595	82,4895
KZ436	Dr Nkosazana Zuma Municipi	MOSEYA GORDON	STEPMORE S1 UNDERBERG KZN	50	1,4346	15	71,73	10,7595	82,4895
KZ436	Dr Nkosazana Zuma Municipi	NCUBE NONHLANHLA	JUNCTION ELECTRIFICATION S1	50	1,4346	15	71,73	10,7595	82,4895
KZ436	Dr Nkosazana Zuma Municipi	NGCOBO NOMALIZO	Traditional	50	1,4346	15	71,73	10,7595	82,4895
KZ436	Dr Nkosazana Zuma Municipi	MEMELA MPHUCUKA	JUNCTION ELECTRIFICATION S1	50	1,4346	15	71,73	10,7595	82,4895
KZ436	Dr Nkosazana Zuma Municipi	KHUBONI NCANE ANNA	EHLABENI BULWER KZN	50	1,4346	15	71,73	10,7595	82,4895
KZ436	Dr Nkosazana Zuma Municipi	MTHEMBU SYLVIA THEMBANI	EHLABENI BULWER KZN	50	1,4346	15	71,73	10,7595	82,4895
KZ436	Dr Nkosazana Zuma Municipi	KHWELA MANTOMBI	EHLABENI BULWER KZN	50	1,4346	15	71,73	10,7595	82,4895
KZ436	Dr Nkosazana Zuma Municipi	MBANJWA N	EMASAMENI IXOPO KZN	50	1,4346	15	71,73	10,7595	82,4895
KZ436	Dr Nkosazana Zuma Municipi	NXELE PHILANI	NKUMBA	50	1,4346	15	71,73	10,7595	82,4895
KZ436	Dr Nkosazana Zuma Municipi	RADEBE RM	HLANGANANI	50	1,4346	15	71,73	10,7595	82,4895
KZ436	Dr Nkosazana Zuma Municipi	SABELA THENJIWE	KILMUN S1 UNDERBERG KZN OI	50	1,4346	15	71,73	10,7595	82,4895
KZ436	Dr Nkosazana Zuma Municipi	SABELA DUMALILE	KILMUN S1 UNDERBERG KZN OI	50	1,4346	15	71,73	10,7595	82,4895

KZ436	Dr Nkosazana Zuma Municipi MIYA NOKUTHULA PRETTY	NKUMBA	50	1,4346	15	71,73	10,7595	82,4895
KZ436	Dr Nkosazana Zuma Municipi NYIDE NONINA	QULASHE UNDERBURG KZN	50	1,4346	15	71,73	10,7595	82,4895
KZ436	Dr Nkosazana Zuma Municipi MBAMBO ENNOCK	EHLABENI BULWER KZN	50	1,4346	15	71,73	10,7595	82,4895
KZ436	Dr Nkosazana Zuma Municipi DLAMINI DESDERIA	EHLABENI BULWER KZN	50	1,4346	15	71,73	10,7595	82,4895
KZ436	Dr Nkosazana Zuma Municipi MAPHANGA ZAKHELE	ENKELABANTWANA	50	1,4346	15	71,73	10,7595	82,4895
KZ436	Dr Nkosazana Zuma Municipi MOLOI THEMINKOSI	ENKELABANTWANA	50	1,4346	15	71,73	10,7595	82,4895
KZ436	Dr Nkosazana Zuma Municipi JAMA ZENZELE	EHLABENI BULWER KZN	50	1,4346	15	71,73	10,7595	82,4895
KZ436	Dr Nkosazana Zuma Municipi MSOMI MEMEZILE ANNATORIA		50	1,4346	15	71,73	10,7595	82,4895
KZ436	Dr Nkosazana Zuma Municipi NZIMANDE HLAZIKAHLE	Traditional House	50	1,4346	15	71,73	10,7595	82,4895
KZ436	Dr Nkosazana Zuma Municipi DUMA IREN DUDUZILE	ENKELABANTWANA	50	1,4346	15	71,73	10,7595	82,4895
KZ436	Dr Nkosazana Zuma Municipi NCAMA JABU	TRADITIONAL HOUSE	50	1,4346	15	71,73	10,7595	82,4895
KZ436	Dr Nkosazana Zuma Municipi MTOLO KHUMBULENI M	NKWEZELA	50	1,4346	15	71,73	10,7595	82,4895
KZ436	Dr Nkosazana Zuma Municipi MTOLO MAFIKA	QULASHE UNDERBURG KZN	50	1,4346	15	71,73	10,7595	82,4895
KZ436	Dr Nkosazana Zuma Municipi MTOLO O	HOUSE	50	1,4346	15	71,73	10,7595	82,4895
KZ436	Dr Nkosazana Zuma Municipi DLAMINI MARIA	JUNCTION ELECTRIFICATION S1	50	1,4346	15	71,73	10,7595	82,4895
KZ436	Dr Nkosazana Zuma Municipi PHUNGULA FUNANI	QULASHE UNDERBURG KZN	50	1,4346	15	71,73	10,7595	82,4895
KZ436	Dr Nkosazana Zuma Municipi DLAMINI SINDISWA	HLANGANANI 3 CREIGHTON IXC	50	1,4346	15	71,73	10,7595	82,4895
KZ436	Dr Nkosazana Zuma Municipi KHOBONE SIFISO	HLANGANANI 3 CREIGHTON IXC	50	1,4346	15	71,73	10,7595	82,4895
KZ436	Dr Nkosazana Zuma Municipi JILI VUYISILE	HLANGANANI 3 CREIGHTON IXC	50	1,4346	15	71,73	10,7595	82,4895
KZ436	Dr Nkosazana Zuma Municipi DLAMINI MFUNDISI KAIZER	HLANGANANI 3 CREIGHTON IXC	50	1,4346	15	71,73	10,7595	82,4895
KZ436	Dr Nkosazana Zuma Municipi SHEZI NOXOLO	QULASHE UNDERBURG KZN	50	1,4346	15	71,73	10,7595	82,4895
KZ436	Dr Nkosazana Zuma Municipi NGUBO THENGANI CHRISTINA	HLANGANANI 3 CREIGHTON IXC	50	1,4346	15	71,73	10,7595	82,4895
KZ436	Dr Nkosazana Zuma Municipi LANGA LUNGELENI	HLANGANANI 3 CREIGHTON IXC	50	1,4346	15	71,73	10,7595	82,4895
KZ436	Dr Nkosazana Zuma Municipi SHELEMBE MAKHOSAZANA	HLANGANANI 3 CREIGHTON IXC	50	1,4346	15	71,73	10,7595	82,4895
KZ436	Dr Nkosazana Zuma Municipi SOSIBO SIZAKELE BONIFACIA	HLANGANANI 3 CREIGHTON IXC	50	1,4346	15	71,73	10,7595	82,4895
KZ436	Dr Nkosazana Zuma Municipi LANGA CYNTHIA	HLANGANANI 3 CREIGHTON IXC	50	1,4346	15	71,73	10,7595	82,4895
KZ436	Dr Nkosazana Zuma Municipi LANGA THANDIWE ALBERTINA	HLANGANANI 3 CREIGHTON IXC	50	1,4346	15	71,73	10,7595	82,4895
KZ436	Dr Nkosazana Zuma Municipi MBANJWA CATHERINA	HLANGANANI 3 CREIGHTON IXC	50	1,4346	15	71,73	10,7595	82,4895
KZ436	Dr Nkosazana Zuma Municipi MTHEMBU ANDILE	HLANGANANI 3 CREIGHTON IXC	50	1,4346	15	71,73	10,7595	82,4895
KZ436	Dr Nkosazana Zuma Municipi DLAMINI KHANYILE	HLANGANANI 3 CREIGHTON IXC	50	1,4346	15	71,73	10,7595	82,4895
KZ436	Dr Nkosazana Zuma Municipi MBANJWA BHULABHULA	HLANGANANI 3 CREIGHTON IXC	50	1,4346	15	71,73	10,7595	82,4895
KZ436	Dr Nkosazana Zuma Municipi MIYA BUSISIWE	HLANGANANI 3 CREIGHTON IXC	50	1,4346	15	71,73	10,7595	82,4895
KZ436	Dr Nkosazana Zuma Municipi NDIMBOVU SANKENTSHANE	MQATSHENI UNDERBURG KZN	50	1,4346	15	71,73	10,7595	82,4895
KZ436	Dr Nkosazana Zuma Municipi MADIYA NOKWANDA RITTA	TRADITIONAL HOUSE	50	1,4346	15	71,73	10,7595	82,4895
KZ436	Dr Nkosazana Zuma Municipi BENGU PHUMELELE		50	1,4346	15	71,73	10,7595	82,4895
KZ436	Dr Nkosazana Zuma Municipi DLAMINI G	MQATSHENI UNDERBURG KZN	50	1,4346	15	71,73	10,7595	82,4895
KZ436	Dr Nkosazana Zuma Municipi MKHIZE HYPOLITUS	NKUMBA	50	1,4346	15	71,73	10,7595	82,4895
KZ436	Dr Nkosazana Zuma Municipi MDUNGE NO	BRICK HOUSE	50	1,4346	15	71,73	10,7595	82,4895
KZ436	Dr Nkosazana Zuma Municipi DLAMINI LAMULILE CAESENTIA	HLANGANANI	50	1,4346	15	71,73	10,7595	82,4895
KZ436	Dr Nkosazana Zuma Municipi MAKHANYA SIMON	NKUMBA	50	1,4346	15	71,73	10,7595	82,4895
KZ436	Dr Nkosazana Zuma Municipi XOLO PHINDILE MAUREEN	TRADITIONAL HOUSE	50	1,4346	15	71,73	10,7595	82,4895
KZ436	Dr Nkosazana Zuma Municipi GAMEDE ERNEST	AMAKHUZA S1 UNDERBERG KZI	50	1,4346	15	71,73	10,7595	82,4895
KZ436	Dr Nkosazana Zuma Municipi ZONDI FIKILE	TRADITIONAL HOUSE	50	1,4346	15	71,73	10,7595	82,4895
KZ436	Dr Nkosazana Zuma Municipi BEKWA NOMAHELA	HOUSE	50	1,4346	15	71,73	10,7595	82,4895
KZ436	Dr Nkosazana Zuma Municipi SOSIBO CASLINA	TRADITIONAL HOUSE	50	1,4346	15	71,73	10,7595	82,4895
KZ436	Dr Nkosazana Zuma Municipi MAKANYA ISAAC	PEVENSY	50	1,4346	15	71,73	10,7595	82,4895
KZ436	Dr Nkosazana Zuma Municipi BELE THEMBILE MAUREEN	TRADITIONAL HOUSE	50	1,4346	15	71,73	10,7595	82,4895
KZ436	Dr Nkosazana Zuma Municipi ZULU BANQENGILE CREMENTINA	NKELABANTWANA BULWER KZI	50	1,4346	15	71,73	10,7595	82,4895
KZ436	Dr Nkosazana Zuma Municipi ZULU CLEMENCIA	TRADITIONAL HOUSE	50	1,4346	15	71,73	10,7595	82,4895
KZ436	Dr Nkosazana Zuma Municipi NZIMANDE THOKOZILE	TRADITIONAL HOUSE	50	1,4346	15	71,73	10,7595	82,4895
KZ436	Dr Nkosazana Zuma Municipi SIKHAKHANE MBONGISENI	EHLABENI BULWER KZN	50	1,4346	15	71,73	10,7595	82,4895
KZ436	Dr Nkosazana Zuma Municipi SOSIBO BANOTHILE ELINAH	TRADITIONAL HOUSE	50	1,4346	15	71,73	10,7595	82,4895
KZ436	Dr Nkosazana Zuma Municipi DLAMINI NOMZAMO	NKWEZELA	50	1,4346	15	71,73	10,7595	82,4895
KZ436	Dr Nkosazana Zuma Municipi MKHIZE THUTHURANI	BULWER UNDERBURG PMB KZN	50	1,4346	15	71,73	10,7595	82,4895
KZ436	Dr Nkosazana Zuma Municipi MKHIZE BONGIWE	MQATSHENI UNDERBURG KZN	50	1,4346	15	71,73	10,7595	82,4895
KZ436	Dr Nkosazana Zuma Municipi ZONDI VUYISILE	MQATSHENI UNDERBURG KZN	50	1,4346	15	71,73	10,7595	82,4895
KZ436	Dr Nkosazana Zuma Municipi MTOLO UNDELANI	MQATSHENI UNDERBURG KZN	50	1,4346	15	71,73	10,7595	82,4895
KZ436	Dr Nkosazana Zuma Municipi DLADLA SIHLANGU ANTONY	QULASHE UNDERBURG KZN	50	1,4346	15	71,73	10,7595	82,4895
KZ436	Dr Nkosazana Zuma Municipi NGUBANE ZITHULELE	WAMBENI AREA NEAR SITHOLE	50	1,4346	15	71,73	10,7595	82,4895
KZ436	Dr Nkosazana Zuma Municipi DUMA MHAWUKELWA EDMUND	TRADITIONAL HOUSE	50	1,4346	15	71,73	10,7595	82,4895
KZ436	Dr Nkosazana Zuma Municipi MKHIZE THEMBEHLE	MQATSHENI UNDERBURG KZN	50	1,4346	15	71,73	10,7595	82,4895
KZ436	Dr Nkosazana Zuma Municipi MIYA NOMUSA CONSTANCE		50	1,4346	15	71,73	10,7595	82,4895
KZ436	Dr Nkosazana Zuma Municipi NZIMANDE FISIWE	HLANGANANI S1 IXOPO KZN OL	50	1,4346	15	71,73	10,7595	82,4895
KZ436	Dr Nkosazana Zuma Municipi NZIMANDE FISIWE	HLANGANANI S1 IXOPO KZN OL	50	1,4346	15	71,73	10,7595	82,4895
KZ436	Dr Nkosazana Zuma Municipi SHOZI ZOLANI	HLANGANANI S1 IXOPO KZN OL	50	1,4346	15	71,73	10,7595	82,4895
KZ436	Dr Nkosazana Zuma Municipi SHEZI ZIBEKE	QULASHE UNDERBURG KZN	50	1,4346	15	71,73	10,7595	82,4895
KZ436	Dr Nkosazana Zuma Municipi MBANJWA THULANI	NKWEZELA BULWER KZN	50	1,4346	15	71,73	10,7595	82,4895
KZ436	Dr Nkosazana Zuma Municipi MDLADLA PROTASIA BONAKELE		50	1,4346	15	71,73	10,7595	82,4895
KZ436	Dr Nkosazana Zuma Municipi MNCWABE SIBONGILE	TRADITIONAL HOUSE	50	1,4346	15	71,73	10,7595	82,4895
KZ436	Dr Nkosazana Zuma Municipi MLUTWA BEAUTY THOKOZILE	HLABENI UNDERBERG KZN	50	1,4346	15	71,73	10,7595	82,4895
KZ436	Dr Nkosazana Zuma Municipi MAKHAYE NAKENI CREMELIA	HLABENI UNDERBERG KZN	50	1,4346	15	71,73	10,7595	82,4895
KZ436	Dr Nkosazana Zuma Municipi MBATHA NKANYISO ARTWELL	HLABENI UNDERBERG KZN	50	1,4346	15	71,73	10,7595	82,4895
KZ436	Dr Nkosazana Zuma Municipi MYEDE ZAKANCANE	HLABENI UNDERBERG KZN	50	1,4346	15	71,73	10,7595	82,4895
KZ436	Dr Nkosazana Zuma Municipi NDLANGISA NOMUSA	Traditional	50	1,4346	15	71,73	10,7595	82,4895
KZ436	Dr Nkosazana Zuma Municipi MAYISELA ZABANGILE	QULASHE UNDERBURG KZN	50	1,4346	15	71,73	10,7595	82,4895
KZ436	Dr Nkosazana Zuma Municipi ZONDI MAVIS QONDEKILE	AMAKUZA UNDERBURG KZN	50	1,4346	15	71,73	10,7595	82,4895
KZ436	Dr Nkosazana Zuma Municipi SHEZI SYDNEY MHLengi		50	1,4346	15	71,73	10,7595	82,4895
KZ436	Dr Nkosazana Zuma Municipi ZACA KHONZENI	EHLABENI BULWER KZN	50	1,4346	15	71,73	10,7595	82,4895
KZ436	Dr Nkosazana Zuma Municipi SOSIBO NONHLANHLA	EHLABENI BULWER KZN	50	1,4346	15	71,73	10,7595	82,4895
KZ436	Dr Nkosazana Zuma Municipi MSOMI NHLANHLA	AMAKUZA UNDERBURG KZN	50	1,4346	15	71,73	10,7595	82,4895
KZ436	Dr Nkosazana Zuma Municipi ZUMA FLORA	EHLABENI BULWER KZN	50	1,4346	15	71,73	10,7595	82,4895
KZ436	Dr Nkosazana Zuma Municipi MBANJWA THANDI HAMBELANI		50	1,4346	15	71,73	10,7595	82,4895
KZ436	Dr Nkosazana Zuma Municipi NZIMANDE ZAMAGWABA	MKHOHLWA MACABAZINI BUL	50	1,4346	15	71,73	10,7595	82,4895

KZ436	Dr Nkosazana Zuma Municipi	SOSIBO MANXOLO BERNARD	AMAKUZA UNDERBURG KZN	50	1,4346	15	71,73	10,7595	82,4895
KZ436	Dr Nkosazana Zuma Municipi	XABA NTOMBIYOMHLABA	Brick House	50	1,4346	15	71,73	10,7595	82,4895
KZ436	Dr Nkosazana Zuma Municipi	NZIMANDE ZAMAGWABA	MKHOHLWA MACABAZINI BUL	50	1,4346	15	71,73	10,7595	82,4895
KZ436	Dr Nkosazana Zuma Municipi	MDLADLA NOSIPHO CYNTHIA	EHLABENI BULWER KZN	50	1,4346	15	71,73	10,7595	82,4895
KZ436	Dr Nkosazana Zuma Municipi	MTOLO PHUMLILE	QULASHE UNDERBURG KZN	50	1,4346	15	71,73	10,7595	82,4895
KZ436	Dr Nkosazana Zuma Municipi	MNGUNI ZIBELENI THEMBEKILE	AMAKUZA UNDERBURG KZN	50	1,4346	15	71,73	10,7595	82,4895
KZ436	Dr Nkosazana Zuma Municipi	MNGUNI SAZIZO BERNARD	AMAKUZA UNDERBURG KZN	50	1,4346	15	71,73	10,7595	82,4895
KZ436	Dr Nkosazana Zuma Municipi	PHOSWA NTOMBO	EHLABENI BULWER KZN	50	1,4346	15	71,73	10,7595	82,4895
KZ436	Dr Nkosazana Zuma Municipi	PHOSWA NTOMBO	EHLABENI BULWER KZN	50	1,4346	15	71,73	10,7595	82,4895
KZ436	Dr Nkosazana Zuma Municipi	MKHIZE NTOMBAZA	MKHOHLWA MACABAZINI BUL	50	1,4346	15	71,73	10,7595	82,4895
KZ436	Dr Nkosazana Zuma Municipi	DLAMINI KHALAZA	QULASHE UNDERBURG KZN	50	1,4346	15	71,73	10,7595	82,4895
KZ436	Dr Nkosazana Zuma Municipi	MNGUNI LINDOKUHLE PRINCE	AMAKUZA UNDERBURG KZN	50	1,4346	15	71,73	10,7595	82,4895
KZ436	Dr Nkosazana Zuma Municipi	SHEZI ANNASTASIA NCAMISILE	AMAKUZA UNDERBURG KZN	50	1,4346	15	71,73	10,7595	82,4895
KZ436	Dr Nkosazana Zuma Municipi	DLAMINI KHIPHELAKE JOSEPH	AMAKUZA UNDERBURG KZN	50	1,4346	15	71,73	10,7595	82,4895
KZ436	Dr Nkosazana Zuma Municipi	DLADLA C	HOUSE	50	1,4346	15	71,73	10,7595	82,4895
KZ436	Dr Nkosazana Zuma Municipi	ZACA NORA	BULWER UNDERBURG PMB KZN	50	1,4346	15	71,73	10,7595	82,4895
KZ436	Dr Nkosazana Zuma Municipi	MAJOZI BUSISIWE	MQATSHENI UNDERBURG KZN	50	1,4346	15	71,73	10,7595	82,4895
KZ436	Dr Nkosazana Zuma Municipi	ZULU GRACE NOKWANDA	Traditional house	50	1,4346	15	71,73	10,7595	82,4895
KZ436	Dr Nkosazana Zuma Municipi	MBANJWA ELIZABETH	TRADITIONAL HOUSE	50	1,4346	15	71,73	10,7595	82,4895
KZ436	Dr Nkosazana Zuma Municipi	DLAMINI ZANELE MILDRED	AMAKUZA UNDERBURG KZN	50	1,4346	15	71,73	10,7595	82,4895
KZ436	Dr Nkosazana Zuma Municipi	DLAMINI LELEZILE	EHLABENI BULWER KZN	50	1,4346	15	71,73	10,7595	82,4895
KZ436	Dr Nkosazana Zuma Municipi	DLAMINI ELIANORA	EHLABENI BULWER KZN	50	1,4346	15	71,73	10,7595	82,4895
KZ436	Dr Nkosazana Zuma Municipi	NDLOVU BONISIWE	MHLANGENI	50	1,4346	15	71,73	10,7595	82,4895
KZ436	Dr Nkosazana Zuma Municipi	DLAMINI GCINUMUZI	EHLABENI BULWER KZN	50	1,4346	15	71,73	10,7595	82,4895
KZ436	Dr Nkosazana Zuma Municipi	KHANYILE MALOKI	AMAKUZA UNDERBURG KZN	50	1,4346	15	71,73	10,7595	82,4895
KZ436	Dr Nkosazana Zuma Municipi	MBANJWA THEMBEKA CHISTINA	EHLABENI BULWER KZN	50	1,4346	15	71,73	10,7595	82,4895
KZ436	Dr Nkosazana Zuma Municipi	MTOLO NGENZENI	QULASHE UNDERBURG KZN	50	1,4346	15	71,73	10,7595	82,4895
KZ436	Dr Nkosazana Zuma Municipi	CEKWANE MFANZENI	MQATSHENI UNDERBURG KZN	50	1,4346	15	71,73	10,7595	82,4895
KZ436	Dr Nkosazana Zuma Municipi	NGCOBO MAGENUGENU	MQATSHENI UNDERBURG KZN	50	1,4346	15	71,73	10,7595	82,4895
KZ436	Dr Nkosazana Zuma Municipi	MTOLO KHETHENI	EHLABENI BULWER KZN	50	1,4346	15	71,73	10,7595	82,4895
KZ436	Dr Nkosazana Zuma Municipi	MIYA BUSISIWE	EHLABENI BULWER KZN	50	1,4346	15	71,73	10,7595	82,4895
KZ436	Dr Nkosazana Zuma Municipi	MSOMI NENSILE	MQATSHENI UNDERBURG KZN	50	1,4346	15	71,73	10,7595	82,4895
KZ436	Dr Nkosazana Zuma Municipi	MADLALA JEFFERY	Brick House	50	1,4346	15	71,73	10,7595	82,4895
KZ436	Dr Nkosazana Zuma Municipi	NTSHAPHA SHOKWAKHE	AMAKUZA UNDERBURG KZN	50	1,4346	15	71,73	10,7595	82,4895
KZ436	Dr Nkosazana Zuma Municipi	NZIMANDE DELIWE	QULASHE UNDERBURG KZN	50	1,4346	15	71,73	10,7595	82,4895
KZ436	Dr Nkosazana Zuma Municipi	NALA MQOYI F	HLABENI UNDERBERG KZN	50	1,4346	15	71,73	10,7595	82,4895
KZ436	Dr Nkosazana Zuma Municipi	ZUMA MAETU	QULASHE UNDERBURG KZN	50	1,4346	15	71,73	10,7595	82,4895
KZ436	Dr Nkosazana Zuma Municipi	MAKHANYA NCANYANA	TRADITIONAL HOUSE	50	1,4346	15	71,73	10,7595	82,4895
KZ436	Dr Nkosazana Zuma Municipi	DLAMINI ZETHU	HLABENI UNDERBERG KZN	50	1,4346	15	71,73	10,7595	82,4895
KZ436	Dr Nkosazana Zuma Municipi	NALA BANCAMILE W	HLABENI UNDERBERG KZN	50	1,4346	15	71,73	10,7595	82,4895
KZ436	Dr Nkosazana Zuma Municipi	KHWELA HLENGIWE VENANCIA	HLABENI UNDERBERG KZN	50	1,4346	15	71,73	10,7595	82,4895
KZ436	Dr Nkosazana Zuma Municipi	GUMEDE SHINGELE VERONICA	HLABENI UNDERBERG KZN	50	1,4346	15	71,73	10,7595	82,4895
KZ436	Dr Nkosazana Zuma Municipi	MTHEMBU MLONGI	TRADITIONAL HOUSE	50	1,4346	15	71,73	10,7595	82,4895
KZ436	Dr Nkosazana Zuma Municipi	PHUNGULA BALUNGILE ELSIE	AMAKUZA UNDERBURG KZN	50	1,4346	15	71,73	10,7595	82,4895
KZ436	Dr Nkosazana Zuma Municipi	MTOLO NOMONA	QULASHE UNDERBURG KZN	50	1,4346	15	71,73	10,7595	82,4895
KZ436	Dr Nkosazana Zuma Municipi	KHATSHANA BASHABANA	TRADITIONAL HOUSE	50	1,4346	15	71,73	10,7595	82,4895
KZ436	Dr Nkosazana Zuma Municipi	MCHUNU NOMAKHISIMUSI	BULWER UNDERBURG PMB KZN	50	1,4346	15	71,73	10,7595	82,4895
KZ436	Dr Nkosazana Zuma Municipi	MKHIZE PATRICK SIZWE		50	1,4346	15	71,73	10,7595	82,4895
KZ436	Dr Nkosazana Zuma Municipi	MADUNA NOMPUKU	TRADITIONAL HOUSE	50	1,4346	15	71,73	10,7595	82,4895
KZ436	Dr Nkosazana Zuma Municipi	DLAMINI ELLIAS	QULASHE UNDERBURG KZN	50	1,4346	15	71,73	10,7595	82,4895
KZ436	Dr Nkosazana Zuma Municipi	MBEJE BAVIKILE AGNES	AMAKUZA UNDERBURG KZN	50	1,4346	15	71,73	10,7595	82,4895
KZ436	Dr Nkosazana Zuma Municipi	MTHEMBU PHILANI		50	1,4346	15	71,73	10,7595	82,4895
KZ436	Dr Nkosazana Zuma Municipi	MAJOZI NTOMBINCANE	MQATSHENI UNDERBURG KZN	50	1,4346	15	71,73	10,7595	82,4895
KZ436	Dr Nkosazana Zuma Municipi	MIYA NOLWAZI	MQATSHENI UNDERBURG KZN	50	1,4346	15	71,73	10,7595	82,4895
KZ436	Dr Nkosazana Zuma Municipi	NZIMANDE MAKHOSAZANA	KILMUN S1 UNDERBURG CNC K	50	1,4346	15	71,73	10,7595	82,4895
KZ436	Dr Nkosazana Zuma Municipi	PHUNGULA LONDIWE	BULWER UNDERBURG PMB KZN	50	1,4346	15	71,73	10,7595	82,4895
KZ436	Dr Nkosazana Zuma Municipi	NGCOBO NCINZIWE	EHLABENI BULWER KZN	50	1,4346	15	71,73	10,7595	82,4895
KZ436	Dr Nkosazana Zuma Municipi	MKHIZE THUTHUKILE	KILMUN S1 UNDERBURG CNC K	50	1,4346	15	71,73	10,7595	82,4895
KZ436	Dr Nkosazana Zuma Municipi	MKIZE ROSEMARY	MQATSHENI UNDERBURG KZN	50	1,4346	15	71,73	10,7595	82,4895
KZ436	Dr Nkosazana Zuma Municipi	DLAMINI SEBENZILE	EHLABENI BULWER KZN	50	1,4346	15	71,73	10,7595	82,4895
KZ436	Dr Nkosazana Zuma Municipi	MDLANGATHI NTULIZEZWE	EHLABENI BULWER KZN	50	1,4346	15	71,73	10,7595	82,4895
KZ436	Dr Nkosazana Zuma Municipi	GAMEDE VITALIS	TRADITIONAL HOUSE	50	1,4346	15	71,73	10,7595	82,4895
KZ436	Dr Nkosazana Zuma Municipi	SHEZI NTOMBIZONKE	KILMUN S1 UNDERBURG CNC K	50	1,4346	15	71,73	10,7595	82,4895
KZ436	Dr Nkosazana Zuma Municipi	MIYA THOLWAPHI	AMAKUZA UNDERBURG KZN	50	1,4346	15	71,73	10,7595	82,4895
KZ436	Dr Nkosazana Zuma Municipi	XABA BEATRICE	TRADITIONAL HOUSE	50	1,4346	15	71,73	10,7595	82,4895
KZ436	Dr Nkosazana Zuma Municipi	KHUBONI B	HOUSE	50	1,4346	15	71,73	10,7595	82,4895
KZ436	Dr Nkosazana Zuma Municipi	SABELA KHUMBULENI	KILMUN S1 UNDERBURG CNC K	50	1,4346	15	71,73	10,7595	82,4895
KZ436	Dr Nkosazana Zuma Municipi	MNYOSI NGENZENI GENEROSA	AMAKUZA UNDERBURG KZN	50	1,4346	15	71,73	10,7595	82,4895
KZ436	Dr Nkosazana Zuma Municipi	KWASABELA BAWINILE	KILMUN S1 UNDERBURG CNC K	50	1,4346	15	71,73	10,7595	82,4895
KZ436	Dr Nkosazana Zuma Municipi	MBATHA BONGANI	EHLABENI BULWER KZN	50	1,4346	15	71,73	10,7595	82,4895
KZ436	Dr Nkosazana Zuma Municipi	NSINDANE ZITHA	KILMUN S1 UNDERBURG CNC K	50	1,4346	15	71,73	10,7595	82,4895
KZ436	Dr Nkosazana Zuma Municipi	CHAQWE AUDREW	MQATSHENI UNDERBURG KZN	50	1,4346	15	71,73	10,7595	82,4895
KZ436	Dr Nkosazana Zuma Municipi	DLAMINI DUMISANI E	NKWEZELA	50	1,4346	15	71,73	10,7595	82,4895
KZ436	Dr Nkosazana Zuma Municipi	MKHIZE THEMBI	QULASHE UNDERBURG KZN	50	1,4346	15	71,73	10,7595	82,4895
KZ436	Dr Nkosazana Zuma Municipi	KHENZA PHINDELENI EPHINA	SIZANENJANA KWABUTHO S1 U	50	1,4346	15	71,73	10,7595	82,4895
KZ436	Dr Nkosazana Zuma Municipi	NGUBANE THOLAKELE MINAH	SIZANENJANA KWABUTHO S1 U	50	1,4346	15	71,73	10,7595	82,4895
KZ436	Dr Nkosazana Zuma Municipi	KHENISA BALUNGILE EMMELDA	SIZANENJANA KWABUTHO S1 U	50	1,4346	15	71,73	10,7595	82,4895
KZ436	Dr Nkosazana Zuma Municipi	DLAMINI MARGARET ZANELE	SIZANENJANA KWABUTHO S1 U	50	1,4346	15	71,73	10,7595	82,4895
KZ436	Dr Nkosazana Zuma Municipi	KHENISA ZIBUYILE ANNATORIA	SIZANENJANA KWABUTHO S1 U	50	1,4346	15	71,73	10,7595	82,4895
KZ436	Dr Nkosazana Zuma Municipi	ZULU BAGCINILE	TRADITIONAL HOUSE	50	1,4346	15	71,73	10,7595	82,4895
KZ436	Dr Nkosazana Zuma Municipi	MSOMI ROMANUS	MQATSHENI UNDERBURG KZN	50	1,4346	15	71,73	10,7595	82,4895
KZ436	Dr Nkosazana Zuma Municipi	NSIMBI V	HOUSE	50	1,4346	15	71,73	10,7595	82,4895
KZ436	Dr Nkosazana Zuma Municipi	MIJWARA BONGANI	MQATSHENI UNDERBURG KZN	50	1,4346	15	71,73	10,7595	82,4895

KZ436	Dr Nkosazana Zuma Municipi MIYA SEBENZANI	TRADITIONAL HOUSE	50	1,4346	15	71,73	10,7595	82,4895
KZ436	Dr Nkosazana Zuma Municipi DLAMINI KHETHENI BEATRICE	SIZANENJANA KWABUTHO S1 U	50	1,4346	15	71,73	10,7595	82,4895
KZ436	Dr Nkosazana Zuma Municipi KHANISA BAJABISE GIRLIE	SIZANENJANA KWABUTHO S1 U	50	1,4346	15	71,73	10,7595	82,4895
KZ436	Dr Nkosazana Zuma Municipi KHENISA RICHARD MTHOKOZISI	SIZANENJANA KWABUTHO S1 U	50	1,4346	15	71,73	10,7595	82,4895
KZ436	Dr Nkosazana Zuma Municipi NGUBANE MUNDELWA	SIZANENJANA KWABUTHO S1 U	50	1,4346	15	71,73	10,7595	82,4895
KZ436	Dr Nkosazana Zuma Municipi CHIYA MDOUDUZI	TRADITIONAL HOUSE	50	1,4346	15	71,73	10,7595	82,4895
KZ436	Dr Nkosazana Zuma Municipi MEMELA SYLVIA	TRADITIONAL HOUSE	50	1,4346	15	71,73	10,7595	82,4895
KZ436	Dr Nkosazana Zuma Municipi MBINGWA BONAKELE	MQATSHENI UNDERBURG KZN	50	1,4346	15	71,73	10,7595	82,4895
KZ436	Dr Nkosazana Zuma Municipi MBONGWA DELI	MQATSHENI UNDERBURG KZN	50	1,4346	15	71,73	10,7595	82,4895
KZ436	Dr Nkosazana Zuma Municipi BHENGU FISANI	TRADITIONAL HOUSE	50	1,4346	15	71,73	10,7595	82,4895
KZ436	Dr Nkosazana Zuma Municipi ZULU DERICK	TRADITIONAL HOUSE	50	1,4346	15	71,73	10,7595	82,4895
KZ436	Dr Nkosazana Zuma Municipi HLONGWANE NHLANHLA	MQATSHENI UNDERBURG KZN	50	1,4346	15	71,73	10,7595	82,4895
KZ436	Dr Nkosazana Zuma Municipi MTOLO ZONDI	TRADITIONAL HOUSE	50	1,4346	15	71,73	10,7595	82,4895
KZ436	Dr Nkosazana Zuma Municipi MSIYA QANA	TRADITIONAL HOUSE	50	1,4346	15	71,73	10,7595	82,4895
KZ436	Dr Nkosazana Zuma Municipi MADIBE MSHIWA	MQATSHENI UNDERBURG KZN	50	1,4346	15	71,73	10,7595	82,4895
KZ436	Dr Nkosazana Zuma Municipi DLAMINI NTOMBITHINI	HLABENI UNDERBERG KZN	50	1,4346	15	71,73	10,7595	82,4895
KZ436	Dr Nkosazana Zuma Municipi GAMBU MOSES SIZWE	EHLABENI BULWER KZN	50	1,4346	15	71,73	10,7595	82,4895
KZ436	Dr Nkosazana Zuma Municipi DIMBA THEMBENI VICTORIA	SIZANENJANA KWABUTHO S1 U	50	1,4346	15	71,73	10,7595	82,4895
KZ436	Dr Nkosazana Zuma Municipi MJWARA MANTSALI	Brick House	50	1,4346	15	71,73	10,7595	82,4895
KZ436	Dr Nkosazana Zuma Municipi NGCOBO NTOMBI PRECIOUS	SIZANENJANA KWABUTHO S1 U	50	1,4346	15	71,73	10,7595	82,4895
KZ436	Dr Nkosazana Zuma Municipi NDLOVU NTSHENTSHEZI ANTON	SIZANENJANA KWABUTHO S1 U	50	1,4346	15	71,73	10,7595	82,4895
KZ436	Dr Nkosazana Zuma Municipi NGCOBONI NONTUTHUZELO	TRADITIONAL HOUSE	50	1,4346	15	71,73	10,7595	82,4895
KZ436	Dr Nkosazana Zuma Municipi MADUNA VINCENT	TRADITIONAL HOUSE	50	1,4346	15	71,73	10,7595	82,4895
KZ436	Dr Nkosazana Zuma Municipi SITHOLE JANE THOKOZILE	SINKONKONKO UNDERBERG KZ	50	1,4346	15	71,73	10,7595	82,4895
KZ436	Dr Nkosazana Zuma Municipi NKABANE MISHAKA	TRADITIONAL HOUSE	50	1,4346	15	71,73	10,7595	82,4895
KZ436	Dr Nkosazana Zuma Municipi NDLOVU JOHNSON	Brick House	50	1,4346	15	71,73	10,7595	82,4895
KZ436	Dr Nkosazana Zuma Municipi MBANJWA NOZAMANI MARIA	HLANGANANI	50	1,4346	15	71,73	10,7595	82,4895
KZ436	Dr Nkosazana Zuma Municipi NDLOVU BHEKUMUZI CYPRIAN	SIZANENJANA KWABUTHO S1 U	50	1,4346	15	71,73	10,7595	82,4895
KZ436	Dr Nkosazana Zuma Municipi MNCWABE BONGANI MTHOKOZISI	SIZANENJANA KWABUTHO S1 U	50	1,4346	15	71,73	10,7595	82,4895
KZ436	Dr Nkosazana Zuma Municipi MZIMANDE NNANTOMBI	TRADITIONAL HOUSE	50	1,4346	15	71,73	10,7595	82,4895
KZ436	Dr Nkosazana Zuma Municipi DLADLA ZILUNGILE RITA	TRADITIONAL HOUSE	50	1,4346	15	71,73	10,7595	82,4895
KZ436	Dr Nkosazana Zuma Municipi SHOZI STITOH	Traditional house	50	1,4346	15	71,73	10,7595	82,4895
KZ436	Dr Nkosazana Zuma Municipi MTHALANE MATHOSHI	MQATSHENI UNDERBURG KZN	50	1,4346	15	71,73	10,7595	82,4895
KZ436	Dr Nkosazana Zuma Municipi MAZIBUKO MIMIZA DOROTHY	SIZANENJANA KWABUTHO S1 U	50	1,4346	15	71,73	10,7595	82,4895
KZ436	Dr Nkosazana Zuma Municipi DLUNGWANA ZANDILE MARIA	HLANGANANI 3 CREIGHTON IXC	50	1,4346	15	71,73	10,7595	82,4895
KZ436	Dr Nkosazana Zuma Municipi MADIBA NAKENI LUCRECIA	SIZANENJANA KWABUTHO S1 U	50	1,4346	15	71,73	10,7595	82,4895
KZ436	Dr Nkosazana Zuma Municipi MTOLO THOLAKELE	NKUMBA BULWER UNDERBERG	50	1,4346	15	71,73	10,7595	82,4895
KZ436	Dr Nkosazana Zuma Municipi BHENGU NSIZWENYE	MQATSHENI UNDERBURG KZN	50	1,4346	15	71,73	10,7595	82,4895
KZ436	Dr Nkosazana Zuma Municipi DLUNGWANE TIBHI DESOLERIA	HLANGANANI 3 CREIGHTON IXC	50	1,4346	15	71,73	10,7595	82,4895
KZ436	Dr Nkosazana Zuma Municipi DLUNGWANA NOMPUMELELO	HLANGANANI 3 CREIGHTON IXC	50	1,4346	15	71,73	10,7595	82,4895
KZ436	Dr Nkosazana Zuma Municipi GAMEDE BHEKISEPHI	Traditional House	50	1,4346	15	71,73	10,7595	82,4895
KZ436	Dr Nkosazana Zuma Municipi NDLELA SHILO	STEPMORE	100	1,4346	15	143,46	21,519	164,979
KZ436	Dr Nkosazana Zuma Municipi DLAMINI MERCY	HLANGANANI 3 CREIGHTON IXC	50	1,4346	15	71,73	10,7595	82,4895
KZ436	Dr Nkosazana Zuma Municipi MBANJWA HENRY	HLANGANANI 3 CREIGHTON IXC	50	1,4346	15	71,73	10,7595	82,4895
KZ436	Dr Nkosazana Zuma Municipi DLAMINI MICHEAL	HLANGANANI 3 CREIGHTON IXC	50	1,4346	15	71,73	10,7595	82,4895
KZ436	Dr Nkosazana Zuma Municipi KUBONI NELISWE ALEXIA	HLANGANANI 3 CREIGHTON IXC	50	1,4346	15	71,73	10,7595	82,4895
KZ436	Dr Nkosazana Zuma Municipi SOKHELA VINCENT BHEKITHEMBA	SIZANENJANA KWABUTHO S1 U	50	1,4346	15	71,73	10,7595	82,4895
KZ436	Dr Nkosazana Zuma Municipi MADUNA VENANTIA SIMANGELE	HLANGANANI 3 CREIGHTON IXC	50	1,4346	15	71,73	10,7595	82,4895
KZ436	Dr Nkosazana Zuma Municipi MNCWAMBE SLETHIWE JENNET	HLANGANANI 3 CREIGHTON IXC	50	1,4346	15	71,73	10,7595	82,4895
KZ436	Dr Nkosazana Zuma Municipi MNDALI THOKOZILE REJOICE	HLANGANANI 3 CREIGHTON IXC	50	1,4346	15	71,73	10,7595	82,4895
KZ436	Dr Nkosazana Zuma Municipi DLAMINI ELIZABETH NTOMBI	HLANGANANI 3 CREIGHTON IXC	50	1,4346	15	71,73	10,7595	82,4895
KZ436	Dr Nkosazana Zuma Municipi DLUNGWANE MTHANDENI SKHANYI	HLANGANANI 3 CREIGHTON IXC	50	1,4346	15	71,73	10,7595	82,4895
KZ436	Dr Nkosazana Zuma Municipi DLAMINI SIBUSISO	HLANGANANI 3 CREIGHTON IXC	50	1,4346	15	71,73	10,7595	82,4895
KZ436	Dr Nkosazana Zuma Municipi NDABA KHULULIWE	SIZANENJANA KWABUTHO S1 U	50	1,4346	15	71,73	10,7595	82,4895
KZ436	Dr Nkosazana Zuma Municipi ZULU NONSIKELELO EUNICE	HLANGANANI 3 CREIGHTON IXC	50	1,4346	15	71,73	10,7595	82,4895
KZ436	Dr Nkosazana Zuma Municipi DLUNGWANE SIGUJANA	HLANGANANI 3 CREIGHTON IXC	50	1,4346	15	71,73	10,7595	82,4895
KZ436	Dr Nkosazana Zuma Municipi SOSIBO BABYI ALEX	HLANGANANI 3 CREIGHTON IXC	50	1,4346	15	71,73	10,7595	82,4895
KZ436	Dr Nkosazana Zuma Municipi MTHEMBU HORITIUS SANELE	HLANGANANI 3 CREIGHTON IXC	50	1,4346	15	71,73	10,7595	82,4895
KZ436	Dr Nkosazana Zuma Municipi MNGXATI MZIBANI	TRADITIONAL HOUSE	50	1,4346	15	71,73	10,7595	82,4895
KZ436	Dr Nkosazana Zuma Municipi DLAMINI PRECIOUS PHUMELELO	NKUMBA BULWER UNDERBERG	50	1,4346	15	71,73	10,7595	82,4895
KZ436	Dr Nkosazana Zuma Municipi ZONDI BENGASI HOMISTAH	HLANGANANI 3 CREIGHTON IXC	50	1,4346	15	71,73	10,7595	82,4895
KZ436	Dr Nkosazana Zuma Municipi NZIMANDE FISIWE GRACIA	HLANGANANI 3 CREIGHTON IXC	50	1,4346	15	71,73	10,7595	82,4895
KZ436	Dr Nkosazana Zuma Municipi MAKHAYE BENGASI SYLVIAH	SIZANENJANA KWABUTHO S1 U	50	1,4346	15	71,73	10,7595	82,4895
KZ436	Dr Nkosazana Zuma Municipi NDWANE ZINHLE CYNTHIA	HLANGANANI 3 CREIGHTON IXC	50	1,4346	15	71,73	10,7595	82,4895
KZ436	Dr Nkosazana Zuma Municipi GAMEDE KHETHIWE EUNICE	HLANGANANI 3 CREIGHTON IXC	50	1,4346	15	71,73	10,7595	82,4895
KZ436	Dr Nkosazana Zuma Municipi NDANGISA THANDEKA	HLANGANANI 3 CREIGHTON IXC	50	1,4346	15	71,73	10,7595	82,4895
KZ436	Dr Nkosazana Zuma Municipi KHUBONE KHOLISILE	TARS VALLEY CREIGHTON KZN	50	1,4346	15	71,73	10,7595	82,4895
KZ436	Dr Nkosazana Zuma Municipi NGUBO MBOKODO	TRADITIONAL HOUSE	50	1,4346	15	71,73	10,7595	82,4895
KZ436	Dr Nkosazana Zuma Municipi JAMA ALBERT	UNDERBERG INFILLS UNDERBERG	50	1,4346	15	71,73	10,7595	82,4895
KZ436	Dr Nkosazana Zuma Municipi MBANJWA MTITINYWA	HLANGANANI 3 CREIGHTON IXC	50	1,4346	15	71,73	10,7595	82,4895
KZ436	Dr Nkosazana Zuma Municipi MBANJWA SOKESIBONE MDODA	HLANGANANI 3 CREIGHTON IXC	50	1,4346	15	71,73	10,7595	82,4895
KZ436	Dr Nkosazana Zuma Municipi DLAMINI BAZIMI THOLAKELE	HLANGANANI 3 CREIGHTON IXC	50	1,4346	15	71,73	10,7595	82,4895
KZ436	Dr Nkosazana Zuma Municipi DLAMINI KUFAKWEZE	HLANGANANI 3 CREIGHTON IXC	50	1,4346	15	71,73	10,7595	82,4895
KZ436	Dr Nkosazana Zuma Municipi DLAMINI KHANYANI BERNARD	HLANGANANI 3 CREIGHTON IXC	50	1,4346	15	71,73	10,7595	82,4895
KZ436	Dr Nkosazana Zuma Municipi NDABA NOMSA ANNA	SIZANENJANA KWABUTHO S1 U	50	1,4346	15	71,73	10,7595	82,4895
KZ436	Dr Nkosazana Zuma Municipi DLAMINI BUSISIWE DORIS	SIZANENJANA KWABUTHO S1 U	50	1,4346	15	71,73	10,7595	82,4895
KZ436	Dr Nkosazana Zuma Municipi BENGU SIPHESIHLE COSMOS	MQATSHENI UNDERBURG KZN	50	1,4346	15	71,73	10,7595	82,4895
KZ436	Dr Nkosazana Zuma Municipi MBANJWA BENZELENI THEMBENI	HLANGANANI 3 CREIGHTON IXC	50	1,4346	15	71,73	10,7595	82,4895
KZ436	Dr Nkosazana Zuma Municipi MBANJWA ZUZIWE PRECIOUS	HLANGANANI 3 CREIGHTON IXC	50	1,4346	15	71,73	10,7595	82,4895
KZ436	Dr Nkosazana Zuma Municipi MNCWABE ALLOSIA VIRGINIA	MQATSHENI UNDERBURG KZN	50	1,4346	15	71,73	10,7595	82,4895
KZ436	Dr Nkosazana Zuma Municipi MBANJWA MZOXOLO AUBREY	HLANGANANI 3 CREIGHTON IXC	50	1,4346	15	71,73	10,7595	82,4895
KZ436	Dr Nkosazana Zuma Municipi DLAMINI SYLVIA KWENZEKILE	HLANGANANI 3 CREIGHTON IXC	50	1,4346	15	71,73	10,7595	82,4895
KZ436	Dr Nkosazana Zuma Municipi MAJOZI JOHNSON SIBUSISO	MQATSHENI UNDERBURG KZN	50	1,4346	15	71,73	10,7595	82,4895

KZ436	Dr Nkosazana Zuma Municipality GCABA THOLAKELE	HLANGANANI 3 CREIGHTON IXC	50	1,4346	15	71,73	10,7595	82,4895
KZ436	Dr Nkosazana Zuma Municipality MBANJWA PATRICIA VANACIA	HLANGANANI 3 CREIGHTON IXC	50	1,4346	15	71,73	10,7595	82,4895
KZ436	Dr Nkosazana Zuma Municipality MNGUNI NGENGENI FLORINA	HLANGANANI 3 CREIGHTON IXC	50	1,4346	15	71,73	10,7595	82,4895
KZ436	Dr Nkosazana Zuma Municipality MTHEMBU MATHETHI	HLANGANANI 3 CREIGHTON IXC	50	1,4346	15	71,73	10,7595	82,4895
KZ436	Dr Nkosazana Zuma Municipality TSHIZA BONISIWE	HLANGANANI 3 CREIGHTON IXC	50	1,4346	15	71,73	10,7595	82,4895
KZ436	Dr Nkosazana Zuma Municipality NZIMANDE BONGINKOSI	HLANGANANI 3 CREIGHTON IXC	50	1,4346	15	71,73	10,7595	82,4895
KZ436	Dr Nkosazana Zuma Municipality CELE J	HLANGANANI	50	1,4346	15	71,73	10,7595	82,4895
KZ436	Dr Nkosazana Zuma Municipality NZIMANDE XOLISHE	HLANGANANI 3 CREIGHTON IXC	50	1,4346	15	71,73	10,7595	82,4895
KZ436	Dr Nkosazana Zuma Municipality MAJOZI MONDLI	MQATSHENI UNDERBURG KZN	50	1,4346	15	71,73	10,7595	82,4895
KZ436	Dr Nkosazana Zuma Municipality NZIMANDE ZIBUYILE	HLANGANANI 3 CREIGHTON IXC	50	1,4346	15	71,73	10,7595	82,4895
KZ436	Dr Nkosazana Zuma Municipality SHEZI BUKANI	Brick House	50	1,4346	15	71,73	10,7595	82,4895
KZ436	Dr Nkosazana Zuma Municipality NGCOBO PHILANI REFUGE	SIZANENJANA KWABUTHO S1 U	50	1,4346	15	71,73	10,7595	82,4895
KZ436	Dr Nkosazana Zuma Municipality SOSIBO ZIBUYILI	HLANGANANI 3 CREIGHTON IXC	50	1,4346	15	71,73	10,7595	82,4895
KZ436	Dr Nkosazana Zuma Municipality NDABA MBUSENI PETROSE	SIZANENJANA KWABUTHO S1 U	50	1,4346	15	71,73	10,7595	82,4895
KZ436	Dr Nkosazana Zuma Municipality BUYISIWE DLAMINI	AMAKUZA KILMUN S1 UNDERB	50	1,4346	15	71,73	10,7595	82,4895
KZ436	Dr Nkosazana Zuma Municipality BONGIWE JILI	AMAKUZA KILMUN S1 UNDERB	50	1,4346	15	71,73	10,7595	82,4895
KZ436	Dr Nkosazana Zuma Municipality GQINU MAZEDALA	AMAKUZA KILMUN S1 UNDERB	50	1,4346	15	71,73	10,7595	82,4895
KZ436	Dr Nkosazana Zuma Municipality KHOLISILE SHOBA	AMAKUZA KILMUN S1 UNDERB	50	1,4346	15	71,73	10,7595	82,4895
KZ436	Dr Nkosazana Zuma Municipality NGCOBO NOMASANI	MQATSHENI UNDERBURG KZN	50	1,4346	15	71,73	10,7595	82,4895
KZ436	Dr Nkosazana Zuma Municipality MTHEMBU NYOMBIKAYISE LEOCAD	SIZANENJANA KWABUTHO S1 U	50	1,4346	15	71,73	10,7595	82,4895
KZ436	Dr Nkosazana Zuma Municipality KHOBONE THOKOZANI PRUDENCE	HLANGANANI 3 CREIGHTON IXC	50	1,4346	15	71,73	10,7595	82,4895
KZ436	Dr Nkosazana Zuma Municipality MNGUNI NOKUTHULA	HLANGANANI 3 CREIGHTON IXC	50	1,4346	15	71,73	10,7595	82,4895
KZ436	Dr Nkosazana Zuma Municipality DLAMINI HOMISTA DIDEKILE	HLANGANANI 3 CREIGHTON IXC	50	1,4346	15	71,73	10,7595	82,4895
KZ436	Dr Nkosazana Zuma Municipality GEBASHE NONDUMISO ZEPHRA	SIZANENJANA KWABUTHO S1 U	50	1,4346	15	71,73	10,7595	82,4895
KZ436	Dr Nkosazana Zuma Municipality DLAMINI SIMANGELE	HLANGANANI 3 CREIGHTON IXC	50	1,4346	15	71,73	10,7595	82,4895
KZ436	Dr Nkosazana Zuma Municipality DLAMINI XOLISILE AGNES	HLANGANANI 3 CREIGHTON IXC	50	1,4346	15	71,73	10,7595	82,4895
KZ436	Dr Nkosazana Zuma Municipality DLAMINI ZAMMALETHU	HLANGANANI 3 CREIGHTON IXC	50	1,4346	15	71,73	10,7595	82,4895
KZ436	Dr Nkosazana Zuma Municipality ZONDO THOLWENI FLORENCIA	SIZANENJANA KWABUTHO S1 U	50	1,4346	15	71,73	10,7595	82,4895
KZ436	Dr Nkosazana Zuma Municipality DLAMINI SIPHIWE	TRADITIONAL HOUSE	50	1,4346	15	71,73	10,7595	82,4895
KZ436	Dr Nkosazana Zuma Municipality DUMISA NONCEMA	HLANGANANI 3 CREIGHTON IXC	50	1,4346	15	71,73	10,7595	82,4895
KZ436	Dr Nkosazana Zuma Municipality NZIMANDE ZITHOBILE	HLANGANANI 3 CREIGHTON IXC	50	1,4346	15	71,73	10,7595	82,4895
KZ436	Dr Nkosazana Zuma Municipality MBHELE TOPATRICIA	TRADITIONAL HOUSE	50	1,4346	15	71,73	10,7595	82,4895
KZ436	Dr Nkosazana Zuma Municipality NZIMANDE THEMBELIHE PETRUS	HLANGANANI 3 CREIGHTON IXC	50	1,4346	15	71,73	10,7595	82,4895
KZ436	Dr Nkosazana Zuma Municipality NZIMANDE NOSIHE ROSEMARY	HLANGANANI 3 CREIGHTON IXC	50	1,4346	15	71,73	10,7595	82,4895
KZ436	Dr Nkosazana Zuma Municipality MSIYA LINDIWE	TRADITIONAL HOUSE	50	1,4346	15	71,73	10,7595	82,4895
KZ436	Dr Nkosazana Zuma Municipality NZIMANDE BHEKA MOSES	HLANGANANI 3 CREIGHTON IXC	50	1,4346	15	71,73	10,7595	82,4895
KZ436	Dr Nkosazana Zuma Municipality DLAMINI CONSTANCE	HLANGANANI 3 CREIGHTON IXC	50	1,4346	15	71,73	10,7595	82,4895
KZ436	Dr Nkosazana Zuma Municipality ZONDI SITEMBISO GRACE	HLANGANANI 3 CREIGHTON IXC	50	1,4346	15	71,73	10,7595	82,4895
KZ436	Dr Nkosazana Zuma Municipality DLAMININI FNMELE	HLANGANANI 3 CREIGHTON IXC	50	1,4346	15	71,73	10,7595	82,4895
KZ436	Dr Nkosazana Zuma Municipality MSOMI NELISIWE MAGDALENA		50	1,4346	15	71,73	10,7595	82,4895
KZ436	Dr Nkosazana Zuma Municipality GAMEDE MILDREDISI ZIMBILI		50	1,4346	15	71,73	10,7595	82,4895
KZ436	Dr Nkosazana Zuma Municipality NOKUHLUPEKA SHOBA	AMAKUZA KILMUN S1 UNDERB	50	1,4346	15	71,73	10,7595	82,4895
KZ436	Dr Nkosazana Zuma Municipality MOSELEKU SINQOBILE PETRUS	HALGANANANI S1 IXOPO KZN	50	1,4346	15	71,73	10,7595	82,4895
KZ436	Dr Nkosazana Zuma Municipality NAKALIBI MAKATSO	MQATSHENI UNDERBURG KZN	50	1,4346	15	71,73	10,7595	82,4895
KZ436	Dr Nkosazana Zuma Municipality KHUBONE ZANDILE	HLANGANANI 3 CREIGHTON IXC	50	1,4346	15	71,73	10,7595	82,4895
KZ436	Dr Nkosazana Zuma Municipality LUSWAZI VERA		50	1,4346	15	71,73	10,7595	82,4895
KZ436	Dr Nkosazana Zuma Municipality DLAMINI KHAYILANI	HLANGANANI 3 CREIGHTON IXC	50	1,4346	15	71,73	10,7595	82,4895
KZ436	Dr Nkosazana Zuma Municipality KUBONI MOSES MJULUKELWA	HLANGANANI 3 CREIGHTON IXC	50	1,4346	15	71,73	10,7595	82,4895
KZ436	Dr Nkosazana Zuma Municipality DLADLA S	HOUSE	50	1,4346	15	71,73	10,7595	82,4895
KZ436	Dr Nkosazana Zuma Municipality KHUBONE GLORIA BONGI	HLANGANANI 3 CREIGHTON IXC	50	1,4346	15	71,73	10,7595	82,4895
KZ436	Dr Nkosazana Zuma Municipality KHUBONE BEATRICE	HLANGANANI 3 CREIGHTON IXC	50	1,4346	15	71,73	10,7595	82,4895
KZ436	Dr Nkosazana Zuma Municipality MKHULISI ZILINDILE MARTHA	SIZANENJANA KWABUTHO S1 U	50	1,4346	15	71,73	10,7595	82,4895
KZ436	Dr Nkosazana Zuma Municipality MDLADLA BALUNGILE EDISTA	HALGANANANI S1 IXOPO KZN	50	1,4346	15	71,73	10,7595	82,4895
KZ436	Dr Nkosazana Zuma Municipality KHUBONE CHRISTINA VUYISILE	HLANGANANI 3 CREIGHTON IXC	50	1,4346	15	71,73	10,7595	82,4895
KZ436	Dr Nkosazana Zuma Municipality SCHALKWYK JOHN CORNELIUS		50	1,4346	15	71,73	10,7595	82,4895
KZ436	Dr Nkosazana Zuma Municipality MBANJWA ZWELIUKILE ROMANUS	HLANGANANI 3 CREIGHTON IXC	50	1,4346	15	71,73	10,7595	82,4895
KZ436	Dr Nkosazana Zuma Municipality BENGU DUMSANI	HLANGANANI 3 CREIGHTON IXC	50	1,4346	15	71,73	10,7595	82,4895
KZ436	Dr Nkosazana Zuma Municipality MAGOSO EUNIC	HLANGANANI 3 CREIGHTON IXC	50	1,4346	15	71,73	10,7595	82,4895
KZ436	Dr Nkosazana Zuma Municipality DLAMINI SIBONGO	HLANGANANI 3 CREIGHTON IXC	50	1,4346	15	71,73	10,7595	82,4895
KZ436	Dr Nkosazana Zuma Municipality MEMELA BAZAMILE GLADYS	SIZANENJANA KWABUTHO S1 U	50	1,4346	15	71,73	10,7595	82,4895
KZ436	Dr Nkosazana Zuma Municipality DLAMINI KHEHLA LINUS	SIZANENJANA KWABUTHO S1 U	50	1,4346	15	71,73	10,7595	82,4895
KZ436	Dr Nkosazana Zuma Municipality DLAMINI MZUNGEZWA	HLANGANANI 3 CREIGHTON IXC	50	1,4346	15	71,73	10,7595	82,4895
KZ436	Dr Nkosazana Zuma Municipality DLAMINI FUNELINJANI	HLANGANANI 3 CREIGHTON IXC	50	1,4346	15	71,73	10,7595	82,4895
KZ436	Dr Nkosazana Zuma Municipality MNCWABE THULUZA NTOMBIFIKILI	SIZANENJANA KWABUTHO S1 U	50	1,4346	15	71,73	10,7595	82,4895
KZ436	Dr Nkosazana Zuma Municipality DUMA SABENI	TRADITIONAL HOUSE	50	1,4346	15	71,73	10,7595	82,4895
KZ436	Dr Nkosazana Zuma Municipality MNCWABE NOKULUNGA LUCRECIA	SIZANENJANA KWABUTHO S1 U	50	1,4346	15	71,73	10,7595	82,4895
KZ436	Dr Nkosazana Zuma Municipality ZAMANI XULU	ENKELEBANTWANA S1 BULWER	50	1,4346	15	71,73	10,7595	82,4895
KZ436	Dr Nkosazana Zuma Municipality MBELE SALELENI MALTA	SIZANENJANA KWABUTHO S1 U	50	1,4346	15	71,73	10,7595	82,4895
KZ436	Dr Nkosazana Zuma Municipality DLAMINI MHTUNGATHENJWA	HLANGANANI 3 CREIGHTON IXC	50	1,4346	15	71,73	10,7595	82,4895
KZ436	Dr Nkosazana Zuma Municipality NZIMANDE DUMSANI	QULASHE UNDERBURG KZN	50	1,4346	15	71,73	10,7595	82,4895
KZ436	Dr Nkosazana Zuma Municipality GEBASHE BUHLEBUYEZA	SIZANENJANA KWABUTHO S1 U	50	1,4346	15	71,73	10,7595	82,4895
KZ436	Dr Nkosazana Zuma Municipality GEBASHE FUNEYAKHE PHILLIOS	SIZANENJANA KWABUTHO S1 U	50	1,4346	15	71,73	10,7595	82,4895
KZ436	Dr Nkosazana Zuma Municipality XABA LUCIA ZIBUYILE	HALGANANANI S1 IXOPO KZN	50	1,4346	15	71,73	10,7595	82,4895
KZ436	Dr Nkosazana Zuma Municipality MNCWABE SIBONGISENI	SIZANENJANA KWABUTHO S1 U	50	1,4346	15	71,73	10,7595	82,4895
KZ436	Dr Nkosazana Zuma Municipality MBANJWA KHEHLEZA	HLANGANANI 3 CREIGHTON IXC	50	1,4346	15	71,73	10,7595	82,4895
KZ436	Dr Nkosazana Zuma Municipality ZONDI NOKULUNGA GETRUDE	SUN CITY BULWER PMB KZN	50	1,4346	15	71,73	10,7595	82,4895
KZ436	Dr Nkosazana Zuma Municipality JILI VELILE	HLANGANANI 3 CREIGHTON IXC	50	1,4346	15	71,73	10,7595	82,4895
KZ436	Dr Nkosazana Zuma Municipality MIYA NTOMBISILE	MQATSHENI UNDERBURG KZN	50	1,4346	15	71,73	10,7595	82,4895
KZ436	Dr Nkosazana Zuma Municipality LUSHOZI TIKEKILE	Traditional house	50	1,4346	15	71,73	10,7595	82,4895
KZ436	Dr Nkosazana Zuma Municipality MAJOZI ZAKITHI	MQATSHENI UNDERBURG KZN	50	1,4346	15	71,73	10,7595	82,4895
KZ436	Dr Nkosazana Zuma Municipality MDLADLA NTOMBIZINI ALEXIA	SIZANENJANA KWABUTHO S1 U	50	1,4346	15	71,73	10,7595	82,4895
KZ436	Dr Nkosazana Zuma Municipality NZIMANDE NELLIE	HLANGANANI 3 CREIGHTON IXC	50	1,4346	15	71,73	10,7595	82,4895
KZ436	Dr Nkosazana Zuma Municipality PHUNGULA CRESENTINA SALELANI	HLANGANANI 3 CREIGHTON IXC	50	1,4346	15	71,73	10,7595	82,4895

KZ436	Dr Nkosazana Zuma Municipality DLAMINI MANDLA	HLANGANANI 3 CREIGHTON IXC	50	1,4346	15	71,73	10,7595	82,4895
KZ436	Dr Nkosazana Zuma Municipality MZIZI KHANYISILE GLADYS	HLANGANANI 3 CREIGHTON IXC	50	1,4346	15	71,73	10,7595	82,4895
KZ436	Dr Nkosazana Zuma Municipality MBANJWA NTOMBIKILE GLORIA	HLANGANANI 3 CREIGHTON IXC	50	1,4346	15	71,73	10,7595	82,4895
KZ436	Dr Nkosazana Zuma Municipality ZULU CIYA	HLANGANANI S1 IKOPO KZN	50	1,4346	15	71,73	10,7595	82,4895
KZ436	Dr Nkosazana Zuma Municipality MADONDA THENIWE	HLANGANANI 3 CREIGHTON IXC	50	1,4346	15	71,73	10,7595	82,4895
KZ436	Dr Nkosazana Zuma Municipality JILI BUYISIWE	HLANGANANI 3 CREIGHTON IXC	50	1,4346	15	71,73	10,7595	82,4895
KZ436	Dr Nkosazana Zuma Municipality DLANGISA WINILE	HLANGANANI 3 CREIGHTON IXC	50	1,4346	15	71,73	10,7595	82,4895
KZ436	Dr Nkosazana Zuma Municipality DLAMINI NOMVELO	HLANGANANI 3 CREIGHTON IXC	50	1,4346	15	71,73	10,7595	82,4895
KZ436	Dr Nkosazana Zuma Municipality SHEZI ZANELE	HLANGANANI 3 CREIGHTON IXC	50	1,4346	15	71,73	10,7595	82,4895
KZ436	Dr Nkosazana Zuma Municipality MVELASE NOKUTHULA CYNTHIA	HLANGANANI 3 CREIGHTON IXC	50	1,4346	15	71,73	10,7595	82,4895
KZ436	Dr Nkosazana Zuma Municipality MBANJWA MZIBENI MZWEWENKO	HLANGANANI 3 CREIGHTON IXC	50	1,4346	15	71,73	10,7595	82,4895
KZ436	Dr Nkosazana Zuma Municipality MBANJWA ZAMEKILE BUZEKILE	HLANGANANI 3 CREIGHTON IXC	50	1,4346	15	71,73	10,7595	82,4895
KZ436	Dr Nkosazana Zuma Municipality TSHEZI ZIPHELILE	QULASHE UNDERBURG KZN	50	1,4346	15	71,73	10,7595	82,4895
KZ436	Dr Nkosazana Zuma Municipality MTOLO ZWELEFANA	TRADITIONAL HOUSE	50	1,4346	15	71,73	10,7595	82,4895
KZ436	Dr Nkosazana Zuma Municipality DLAMINI LINDIWE THEODONSIO	HLANGANANI 3 CREIGHTON IXC	50	1,4346	15	71,73	10,7595	82,4895
KZ436	Dr Nkosazana Zuma Municipality MTHEMBU MUSA	SIZANENJANA KWABUTHO S1 U	50	1,4346	15	71,73	10,7595	82,4895
KZ436	Dr Nkosazana Zuma Municipality HLANGULELA HENDRY	Brick House	50	1,4346	15	71,73	10,7595	82,4895
KZ436	Dr Nkosazana Zuma Municipality MBANJWA MDIDIYILI	HLANGANANI 3 CREIGHTON IXC	50	1,4346	15	71,73	10,7595	82,4895
KZ436	Dr Nkosazana Zuma Municipality MAGOSO MLUNGISI CHRISTOPHER	HLANGANANI 3 CREIGHTON IXC	50	1,4346	15	71,73	10,7595	82,4895
KZ436	Dr Nkosazana Zuma Municipality MBANJWA SENZO	HLANGANANI 3 CREIGHTON IXC	50	1,4346	15	71,73	10,7595	82,4895
KZ436	Dr Nkosazana Zuma Municipality PHUNGULA BAFANA ALBERT	SIZANENJANA KWABUTHO S1 U	50	1,4346	15	71,73	10,7595	82,4895
KZ436	Dr Nkosazana Zuma Municipality DLAMINI NTOMBI	EHLABENI BULWER KZN	50	1,4346	15	71,73	10,7595	82,4895
KZ436	Dr Nkosazana Zuma Municipality CHIYA EUNICE NTOMBIZODWA	HLANGANANI 3 CREIGHTON IXC	50	1,4346	15	71,73	10,7595	82,4895
KZ436	Dr Nkosazana Zuma Municipality DLAMINI PATRICA NTOMBELHLE	HLANGANANI 3 CREIGHTON IXC	50	1,4346	15	71,73	10,7595	82,4895
KZ436	Dr Nkosazana Zuma Municipality MNCWABE ELIZABETH NCENGENI	SIZANENJANA KWABUTHO S1 U	50	1,4346	15	71,73	10,7595	82,4895
KZ436	Dr Nkosazana Zuma Municipality ZIKODE FLORA ZONGILE	HLANGANANI 3 CREIGHTON IXC	50	1,4346	15	71,73	10,7595	82,4895
KZ436	Dr Nkosazana Zuma Municipality ZIKODE NTOMBENGAKA FELANI	HLANGANANI 3 CREIGHTON IXC	50	1,4346	15	71,73	10,7595	82,4895
KZ436	Dr Nkosazana Zuma Municipality LINDA THANDOKWAKHE	HLANGANANI 3 CREIGHTON IXC	50	1,4346	15	71,73	10,7595	82,4895
KZ436	Dr Nkosazana Zuma Municipality HLONGWANE GEKEKE PAULOS	HSE	50	1,4346	15	71,73	10,7595	82,4895
KZ436	Dr Nkosazana Zuma Municipality NGCOBO NDINGILDI IREN	SIZANENJANA KWABUTHO S1 U	50	1,4346	15	71,73	10,7595	82,4895
KZ436	Dr Nkosazana Zuma Municipality DLAMINI BONGIWE SLINDILE	HLANGANANI 3 CREIGHTON IXC	50	1,4346	15	71,73	10,7595	82,4895
KZ436	Dr Nkosazana Zuma Municipality NOTHBOLIA HAPPINESS		50	1,4346	15	71,73	10,7595	82,4895
KZ436	Dr Nkosazana Zuma Municipality NHLANGULELA CUPHELENI AGNES	SIZANENJANA KWABUTHO S1 U	50	1,4346	15	71,73	10,7595	82,4895
KZ436	Dr Nkosazana Zuma Municipality MBANJWA NCAMSILE FLORENCE	HLANGANANI 3 CREIGHTON IXC	50	1,4346	15	71,73	10,7595	82,4895
KZ436	Dr Nkosazana Zuma Municipality MBANJWA SANDILE JUSTICE		50	1,4346	15	71,73	10,7595	82,4895
KZ436	Dr Nkosazana Zuma Municipality XASIBA MZWAKHE AMBROSE	MGWABABEBI ENKELEBANTWA	50	1,4346	15	71,73	10,7595	82,4895
KZ436	Dr Nkosazana Zuma Municipality MOFOKENG TESSA	MGWABABEBI ENKELEBANTWA	50	1,4346	15	71,73	10,7595	82,4895
KZ436	Dr Nkosazana Zuma Municipality MNGUNI HLENGIWE PRINCESS	HLANGANANI 3 CREIGHTON IXC	50	1,4346	15	71,73	10,7595	82,4895
KZ436	Dr Nkosazana Zuma Municipality DLAMINI THOBILE CYNTHIA	HLANGANANI 3 CREIGHTON IXC	50	1,4346	15	71,73	10,7595	82,4895
KZ436	Dr Nkosazana Zuma Municipality NGCOBO M	HOUSE	50	1,4346	15	71,73	10,7595	82,4895
KZ436	Dr Nkosazana Zuma Municipality MNCWABE EUVONNE	Brick House	50	1,4346	15	71,73	10,7595	82,4895
KZ436	Dr Nkosazana Zuma Municipality MBANJWA SIZENI ALEXIA	HLANGANANI 3 CREIGHTON IXC	50	1,4346	15	71,73	10,7595	82,4895
KZ436	Dr Nkosazana Zuma Municipality MKHIZE MSUKELWA PERCY	MGWABABEBI ENKELEBANTWA	50	1,4346	15	71,73	10,7595	82,4895
KZ436	Dr Nkosazana Zuma Municipality ZULU SIBONGILE	TRADITIONAL HOUSE	50	1,4346	15	71,73	10,7595	82,4895
KZ436	Dr Nkosazana Zuma Municipality ZONDO MBONGENI JAMES	SIZANENJANA KWABUTHO S1 U	50	1,4346	15	71,73	10,7595	82,4895
KZ436	Dr Nkosazana Zuma Municipality DLAMINI MADELENI PAULUS	HLANGANANI 3 CREIGHTON IXC	50	1,4346	15	71,73	10,7595	82,4895
KZ436	Dr Nkosazana Zuma Municipality MNCWABE NECTARBPHEMDUKILE	SIZANENJANA KWABUTHO S1 U	50	1,4346	15	71,73	10,7595	82,4895
KZ436	Dr Nkosazana Zuma Municipality MBANJWA FUNOKWAKHE WELCON	HLANGANANI 3 CREIGHTON IXC	50	1,4346	15	71,73	10,7595	82,4895
KZ436	Dr Nkosazana Zuma Municipality MDLADLA BHEKIZITHA	TRADITIONAL HOUSE	50	1,4346	15	71,73	10,7595	82,4895
KZ436	Dr Nkosazana Zuma Municipality MKHULISI NTOMBI	SIZANENJANA KWABUTHO S1 U	50	1,4346	15	71,73	10,7595	82,4895
KZ436	Dr Nkosazana Zuma Municipality MBANJWA NOMAKHOSI ANNA	HLANGANANI 3 CREIGHTON IXC	50	1,4346	15	71,73	10,7595	82,4895
KZ436	Dr Nkosazana Zuma Municipality MBANJWA ZANELE	HLANGANANI 3 CREIGHTON IXC	50	1,4346	15	71,73	10,7595	82,4895
KZ436	Dr Nkosazana Zuma Municipality MBANJWA XOLISILE	HLANGANANI 3 CREIGHTON IXC	50	1,4346	15	71,73	10,7595	82,4895
KZ436	Dr Nkosazana Zuma Municipality MBANJWA ERNEST	HLANGANANI 3 CREIGHTON IXC	50	1,4346	15	71,73	10,7595	82,4895
KZ436	Dr Nkosazana Zuma Municipality MBANJWA NANA THEODORE	HLANGANANI 3 CREIGHTON IXC	50	1,4346	15	71,73	10,7595	82,4895
KZ436	Dr Nkosazana Zuma Municipality MAGDALENA JQSILE FLORENCE	HLANGANANI 3 CREIGHTON IXC	50	1,4346	15	71,73	10,7595	82,4895
KZ436	Dr Nkosazana Zuma Municipality MAGOSO ANNIE	HLANGANANI 3 CREIGHTON IXC	50	1,4346	15	71,73	10,7595	82,4895
KZ436	Dr Nkosazana Zuma Municipality SIMELANE SIYANDA	ENKELEBANTWANA S1 BULWER	50	1,4346	15	71,73	10,7595	82,4895
KZ436	Dr Nkosazana Zuma Municipality MBANJWA ZUMEKILE	HLANGANANI 3 CREIGHTON IXC	50	1,4346	15	71,73	10,7595	82,4895
KZ436	Dr Nkosazana Zuma Municipality NDWALANE LANDIWE PROTASIA		50	1,4346	15	71,73	10,7595	82,4895
KZ436	Dr Nkosazana Zuma Municipality DLAMINI MKHETHENI	EHLABENI BULWER KZN	50	1,4346	15	71,73	10,7595	82,4895
KZ436	Dr Nkosazana Zuma Municipality ZUMA LANDIWE ANNATORIA	HLANGANANI 3 CREIGHTON IXC	50	1,4346	15	71,73	10,7595	82,4895
KZ436	Dr Nkosazana Zuma Municipality KHWELA DUMAZILE VENANCIA	EHLABENI BULWER KZN	50	1,4346	15	71,73	10,7595	82,4895
KZ436	Dr Nkosazana Zuma Municipality ZUMA PRESILLA	HLANGANANI 3 CREIGHTON IXC	50	1,4346	15	71,73	10,7595	82,4895
KZ436	Dr Nkosazana Zuma Municipality MBANJWA SIPHO	HLANGANANI 3 CREIGHTON IXC	50	1,4346	15	71,73	10,7595	82,4895
KZ436	Dr Nkosazana Zuma Municipality MBANJWA SIBONGISENI	HLANGANANI 3 CREIGHTON IXC	50	1,4346	15	71,73	10,7595	82,4895
KZ436	Dr Nkosazana Zuma Municipality LANGA MTHOKOZISI D	HLANGANANI 3 CREIGHTON IXC	50	1,4346	15	71,73	10,7595	82,4895
KZ436	Dr Nkosazana Zuma Municipality NDWALANE GOONESS	HLANGANANI 3 CREIGHTON IXC	50	1,4346	15	71,73	10,7595	82,4895
KZ436	Dr Nkosazana Zuma Municipality NDLOVU NOMAKHWEZI	TRADITIONAL HOUSE	50	1,4346	15	71,73	10,7595	82,4895
KZ436	Dr Nkosazana Zuma Municipality DLAMINI STELEMBE	HLANGANANI 3 CREIGHTON IXC	50	1,4346	15	71,73	10,7595	82,4895
KZ436	Dr Nkosazana Zuma Municipality LANGA KHOLISIWE	HLANGANANI 3 CREIGHTON IXC	50	1,4346	15	71,73	10,7595	82,4895
KZ436	Dr Nkosazana Zuma Municipality DLAMINI FULANKI	HLANGANANI 3 CREIGHTON IXC	50	1,4346	15	71,73	10,7595	82,4895
KZ436	Dr Nkosazana Zuma Municipality NDWALANE PRISCA BONGEKILE	HLANGANANI 3 CREIGHTON IXC	50	1,4346	15	71,73	10,7595	82,4895
KZ436	Dr Nkosazana Zuma Municipality ZONDI NOMCWANE	HLANGANANI 3 CREIGHTON IXC	50	1,4346	15	71,73	10,7595	82,4895
KZ436	Dr Nkosazana Zuma Municipality SHELEMBE BAKHETHILE	HLANGANANI 3 CREIGHTON IXC	50	1,4346	15	71,73	10,7595	82,4895
KZ436	Dr Nkosazana Zuma Municipality NJILO TAMMY	HLANGANANI 3 CREIGHTON IXC	50	1,4346	15	71,73	10,7595	82,4895
KZ436	Dr Nkosazana Zuma Municipality DLAMINI THULELENI	HLANGANANI 3 CREIGHTON IXC	50	1,4346	15	71,73	10,7595	82,4895
KZ436	Dr Nkosazana Zuma Municipality GAMEDE ZIDELISENI	HLANGANANI 3 CREIGHTON IXC	50	1,4346	15	71,73	10,7595	82,4895
KZ436	Dr Nkosazana Zuma Municipality MALEVU SITHEMBISO PENNINGTON	SIZANENJANA KWABUTHO S1 U	50	1,4346	15	71,73	10,7595	82,4895
KZ436	Dr Nkosazana Zuma Municipality MHLONGO THULISILE ANNATORIA	HLANGANANI 3 CREIGHTON IXC	50	1,4346	15	71,73	10,7595	82,4895
KZ436	Dr Nkosazana Zuma Municipality SOWELA NOSIPHO A	HLANGANANI 3 CREIGHTON IXC	50	1,4346	15	71,73	10,7595	82,4895
KZ436	Dr Nkosazana Zuma Municipality SOSIBO HEMRIETTA SINDISIWE	HLANGANANI 3 CREIGHTON IXC	50	1,4346	15	71,73	10,7595	82,4895
KZ436	Dr Nkosazana Zuma Municipality SOSIBO MAKHOSAZANA VAKASHILE	HLANGANANI 3 CREIGHTON IXC	50	1,4346	15	71,73	10,7595	82,4895

KZ436	Dr Nkosazana Zuma Municipality MOKUBUNA BUSISIWE NONORATT	HLANGANANI 3 CREIGHTON IXC	50	1,4346	15	71,73	10,7595	82,4895
KZ436	Dr Nkosazana Zuma Municipality ZULU BHEKIMPI DANIEL	HLANGANANI 3 CREIGHTON IXC	50	1,4346	15	71,73	10,7595	82,4895
KZ436	Dr Nkosazana Zuma Municipality MAZIBUKO CHITHIBANDLA MICHAEL	SIZANENJANA KWABUTHO S1 U	50	1,4346	15	71,73	10,7595	82,4895
KZ436	Dr Nkosazana Zuma Municipality ZUMA PHATHEKILE PELAGRINA	HLANGANANI 3 CREIGHTON IXC	50	1,4346	15	71,73	10,7595	82,4895
KZ436	Dr Nkosazana Zuma Municipality MSHENGU THULELENI MARGARET	HLANGANANI 3 CREIGHTON IXC	50	1,4346	15	71,73	10,7595	82,4895
KZ436	Dr Nkosazana Zuma Municipality DLAMINI THOKO MARIA	HLANGANANI 3 CREIGHTON IXC	50	1,4346	15	71,73	10,7595	82,4895
KZ436	Dr Nkosazana Zuma Municipality CHIYA QONDENI	Traditional house	50	1,4346	15	71,73	10,7595	82,4895
KZ436	Dr Nkosazana Zuma Municipality SOSIBO QONDENI BAKHALISE	BHATINI	50	1,4346	15	71,73	10,7595	82,4895
KZ436	Dr Nkosazana Zuma Municipality KHUBONI ALPHEUS	NOMHOJANA	50	1,4346	15	71,73	10,7595	82,4895
KZ436	Dr Nkosazana Zuma Municipality DLAMINI NHLANHLA CONGRAT	HLANGANANI 3 CREIGHTON IXC	50	1,4346	15	71,73	10,7595	82,4895
KZ436	Dr Nkosazana Zuma Municipality SOSIBO FRANS	HLANGANANI 3 CREIGHTON IXC	50	1,4346	15	71,73	10,7595	82,4895
KZ436	Dr Nkosazana Zuma Municipality MZIMANDE NNANTOMBI	TRADITIONAL HOUSE	50	1,4346	15	71,73	10,7595	82,4895
KZ436	Dr Nkosazana Zuma Municipality NENE VEZI	BHATINI	50	1,4346	15	71,73	10,7595	82,4895
KZ436	Dr Nkosazana Zuma Municipality MBATHA NGAKHEPHI	BHATINI	50	1,4346	15	71,73	10,7595	82,4895
KZ436	Dr Nkosazana Zuma Municipality MBANJWA BONGINKOSI	KILMON MAGCAKENI LOCATION	50	1,4346	15	71,73	10,7595	82,4895
KZ436	Dr Nkosazana Zuma Municipality ZIKODE QONDEKILE BALANDILE	BHATINI	50	1,4346	15	71,73	10,7595	82,4895
KZ436	Dr Nkosazana Zuma Municipality MADLALA E	HOUSE	50	1,4346	15	71,73	10,7595	82,4895
KZ436	Dr Nkosazana Zuma Municipality MTHEMBU NOKWANDA	BHATINI	50	1,4346	15	71,73	10,7595	82,4895
KZ436	Dr Nkosazana Zuma Municipality MBANJWA CEBISILE	BHATINI	50	1,4346	15	71,73	10,7595	82,4895
KZ436	Dr Nkosazana Zuma Municipality JACA NOMBUSO ELMINA	EHLABENI BULWER KZN	50	1,4346	15	71,73	10,7595	82,4895
KZ436	Dr Nkosazana Zuma Municipality DLAMINI NOMVULA NCAMISILE	BHATINI	50	1,4346	15	71,73	10,7595	82,4895
KZ436	Dr Nkosazana Zuma Municipality SOSIBO NGUBUKAZI	BHATINI	50	1,4346	15	71,73	10,7595	82,4895
KZ436	Dr Nkosazana Zuma Municipality MWELASE ZODWA EDISTA	SIZANENJANA KWABUTHO S1 U	50	1,4346	15	71,73	10,7595	82,4895
KZ436	Dr Nkosazana Zuma Municipality SOSIBO ZININGI PROMISE	BHATINI	50	1,4346	15	71,73	10,7595	82,4895
KZ436	Dr Nkosazana Zuma Municipality SOSIBO NTO BADUBILE	BHATINI	50	1,4346	15	71,73	10,7595	82,4895
KZ436	Dr Nkosazana Zuma Municipality NJILO MATHULUZA	BRICK HOUSE SIBIZANE	50	1,4346	15	71,73	10,7595	82,4895
KZ436	Dr Nkosazana Zuma Municipality SOSIBO DAMU SENZENI	BHATINI	50	1,4346	15	71,73	10,7595	82,4895
KZ436	Dr Nkosazana Zuma Municipality JAMA JABULILE EUNICE	BHATINI	50	1,4346	15	71,73	10,7595	82,4895
KZ436	Dr Nkosazana Zuma Municipality MAJILA SANELE	BHATINI	50	1,4346	15	71,73	10,7595	82,4895
KZ436	Dr Nkosazana Zuma Municipality JAMA QUILTY ANNASTASIA	BHATINI	50	1,4346	15	71,73	10,7595	82,4895
KZ436	Dr Nkosazana Zuma Municipality MAKHANYA THOKOZILE	TRADITIONAL HOUSE	50	1,4346	15	71,73	10,7595	82,4895
KZ436	Dr Nkosazana Zuma Municipality SHEZI SIYABONGA MZWANDILE	BHATINI	50	1,4346	15	71,73	10,7595	82,4895
KZ436	Dr Nkosazana Zuma Municipality DLAMINI BONGEKILE	NSIMBINI	50	1,4346	15	71,73	10,7595	82,4895
KZ436	Dr Nkosazana Zuma Municipality MEMELA DUMISILE PROTASIA	NSIMBINI	50	1,4346	15	71,73	10,7595	82,4895
KZ436	Dr Nkosazana Zuma Municipality ZONDO MTHENJWA VITUS	SIZANENJANA KWABUTHO S1 U	50	1,4346	15	71,73	10,7595	82,4895
KZ436	Dr Nkosazana Zuma Municipality BASI NONHLANHLA SYLVIA	SIZANENJANA KWABUTHO S1 U	50	1,4346	15	71,73	10,7595	82,4895
KZ436	Dr Nkosazana Zuma Municipality NJILO MATHULUZA	SHACK	50	1,4346	15	71,73	10,7595	82,4895
KZ436	Dr Nkosazana Zuma Municipality MNDAWENI PHUMZILE LIZAH	SIZANENJANA KWABUTHO S1 U	50	1,4346	15	71,73	10,7595	82,4895
KZ436	Dr Nkosazana Zuma Municipality DLAMINI THOMOLOZA	HLANGANANI	50	1,4346	15	71,73	10,7595	82,4895
KZ436	Dr Nkosazana Zuma Municipality DLAMINI LINDANI	HLANGANANI	50	1,4346	15	71,73	10,7595	82,4895
KZ436	Dr Nkosazana Zuma Municipality JILI BAVUMILE	HLANGANANI	50	1,4346	15	71,73	10,7595	82,4895
KZ436	Dr Nkosazana Zuma Municipality MIYA NGAKHEPHI NGENZENI	SIZANENJANA KWABUTHO S1 U	50	1,4346	15	71,73	10,7595	82,4895
KZ436	Dr Nkosazana Zuma Municipality MOLEFE MATTY	Brick House	50	1,4346	15	71,73	10,7595	82,4895
KZ436	Dr Nkosazana Zuma Municipality DLUDLU MKHASHWA PHILLIP	SIZANENJANA KWABUTHO S1 U	50	1,4346	15	71,73	10,7595	82,4895
KZ436	Dr Nkosazana Zuma Municipality DLUDLU PHILISWE SAMELIA	SIZANENJANA KWABUTHO S1 U	50	1,4346	15	71,73	10,7595	82,4895
KZ436	Dr Nkosazana Zuma Municipality MKHULISI NOMATHEMBU PHILPA	SIZANENJANA KWABUTHO S1 U	50	1,4346	15	71,73	10,7595	82,4895
KZ436	Dr Nkosazana Zuma Municipality NJILO MATHILI	TRADITIONAL HOUSE	50	1,4346	15	71,73	10,7595	82,4895
KZ436	Dr Nkosazana Zuma Municipality DLAMINI MATUNDA	TRADITIONAL HOUSE	50	1,4346	15	71,73	10,7595	82,4895
KZ436	Dr Nkosazana Zuma Municipality MAZIBUKO HLAMUKILE ANNATORIA	SIZANENJANA KWABUTHO S1 U	50	1,4346	15	71,73	10,7595	82,4895
KZ436	Dr Nkosazana Zuma Municipality MKHULISE NOKO	SIZANENJANA KWABUTHO S1 U	50	1,4346	15	71,73	10,7595	82,4895
KZ436	Dr Nkosazana Zuma Municipality NDLOVU MPATHONI SIPHIWE	SIZANENJANA KWABUTHO S1 U	50	1,4346	15	71,73	10,7595	82,4895
KZ436	Dr Nkosazana Zuma Municipality MEMELA LONDIWE	QULASHE UNDERBURG KZN	50	1,4346	15	71,73	10,7595	82,4895
KZ436	Dr Nkosazana Zuma Municipality SHABALALA SOPHENI	TRADITIONAL HOUSE	50	1,4346	15	71,73	10,7595	82,4895
KZ436	Dr Nkosazana Zuma Municipality ZONDI ZOLILE	QULASHE UNDERBURG KZN	50	1,4346	15	71,73	10,7595	82,4895
KZ436	Dr Nkosazana Zuma Municipality BEKWA SEBENZANI	TRADITIONAL HOUSE	50	1,4346	15	71,73	10,7595	82,4895
KZ436	Dr Nkosazana Zuma Municipality MAZIBUKO GLADNESS NOMATHAM	SIZANENJANA KWABUTHO S1 U	50	1,4346	15	71,73	10,7595	82,4895
KZ436	Dr Nkosazana Zuma Municipality MAZIBUKO SLINDILE WENDY	SIZANENJANA KWABUTHO S1 U	50	1,4346	15	71,73	10,7595	82,4895
KZ436	Dr Nkosazana Zuma Municipality MAZIBUKO MKHEKHELEZI FREDRICK	SIZANENJANA KWABUTHO S1 U	50	1,4346	15	71,73	10,7595	82,4895
KZ436	Dr Nkosazana Zuma Municipality DLAMINI BHEKI	TRADITIONAL HOUSE	50	1,4346	15	71,73	10,7595	82,4895
KZ436	Dr Nkosazana Zuma Municipality SOSIBO GAQANA	SIZANENJANA KWABUTHO S1 U	50	1,4346	15	71,73	10,7595	82,4895
KZ436	Dr Nkosazana Zuma Municipality DLAMINI NGENAMUNTU	NKWEZELA BULWER KZN	50	1,4346	15	71,73	10,7595	82,4895
KZ436	Dr Nkosazana Zuma Municipality KHUBONE ROBERT	TRADITIONAL HOUSE	50	1,4346	15	71,73	10,7595	82,4895
KZ436	Dr Nkosazana Zuma Municipality BHENGU MZANYWA	Traditional house	50	1,4346	15	71,73	10,7595	82,4895
KZ436	Dr Nkosazana Zuma Municipality NZIMANDE VUSUMUZI	MDAYANA	50	1,4346	15	71,73	10,7595	82,4895
KZ436	Dr Nkosazana Zuma Municipality ZULU MSAWENKOSI ARMSTRONG	HLANGANANI	50	1,4346	15	71,73	10,7595	82,4895
KZ436	Dr Nkosazana Zuma Municipality MKHULISE NONYAMEZELO EVELYN	SIZANENJANA KWABUTHO S1 U	50	1,4346	15	71,73	10,7595	82,4895
KZ436	Dr Nkosazana Zuma Municipality MTHEMBU NOKUKHANYA ETHEL	SIZANENJANA KWABUTHO S1 U	50	1,4346	15	71,73	10,7595	82,4895
KZ436	Dr Nkosazana Zuma Municipality MTHEMBU THABANE GOUGEN	SIZANENJANA KWABUTHO S1 U	50	1,4346	15	71,73	10,7595	82,4895
KZ436	Dr Nkosazana Zuma Municipality BASI SIZA ANNATORIA	SIZANENJANA KWABUTHO S1 U	50	1,4346	15	71,73	10,7595	82,4895
KZ436	Dr Nkosazana Zuma Municipality MTHEMBU SWELENI DUMAZILE		50	1,4346	15	71,73	10,7595	82,4895
KZ436	Dr Nkosazana Zuma Municipality BEKWA MDINGI	TRADITIONAL HOUSE	50	1,4346	15	71,73	10,7595	82,4895
KZ436	Dr Nkosazana Zuma Municipality MDLADLA NOMUSA	SIZANENJANA KWABUTHO S1 U	50	1,4346	15	71,73	10,7595	82,4895
KZ436	Dr Nkosazana Zuma Municipality MAY BUSISIWE BEAUTY	AMAKUZA UNDERBURG KZN	50	1,4346	15	71,73	10,7595	82,4895
KZ436	Dr Nkosazana Zuma Municipality MDLADLA NGQOMBO	TRADITIONAL HOUSE	50	1,4346	15	71,73	10,7595	82,4895
KZ436	Dr Nkosazana Zuma Municipality VICTOR ZONDI	AMAKUZA S1 KZN OU	50	1,4346	15	71,73	10,7595	82,4895
KZ436	Dr Nkosazana Zuma Municipality SIBETHA NONKONZO OCTEVIA	AMAKHUZE UNDERBURG KZN	50	1,4346	15	71,73	10,7595	82,4895
KZ436	Dr Nkosazana Zuma Municipality ZULU PATRICIA	TRADITIONAL HOUSE	50	1,4346	15	71,73	10,7595	82,4895
KZ436	Dr Nkosazana Zuma Municipality SHEZI SIHLE	QULASHE UNDERBERG KZN	50	1,4346	15	71,73	10,7595	82,4895
KZ436	Dr Nkosazana Zuma Municipality DLAMINI KOKANI	TRADITIONAL HOUSE	50	1,4346	15	71,73	10,7595	82,4895
KZ436	Dr Nkosazana Zuma Municipality SHEZI EMMACULATE	QULASHE UNDERBERG KZN	50	1,4346	15	71,73	10,7595	82,4895
KZ436	Dr Nkosazana Zuma Municipality ZONDI THOKOZILE	QULASHE UNDERBURG KZN	50	1,4346	15	71,73	10,7595	82,4895
KZ436	Dr Nkosazana Zuma Municipality MSIYA NOKWAZI	TRADITIONAL HOUSE	50	1,4346	15	71,73	10,7595	82,4895
KZ436	Dr Nkosazana Zuma Municipality MIYA PHUMZILE	TRADITIONAL HOUSE	50	1,4346	15	71,73	10,7595	82,4895

KZ436	Dr Nkosazana Zuma Municipality CHAGWE BHUNGU ALFOS	AMAKUZA UNDERBURG KZN	50	1,4346	15	71,73	10,7595	82,4895
KZ436	Dr Nkosazana Zuma Municipality MEMELA SYLVIA	NKWEZELA BULWER KZN	50	1,4346	15	71,73	10,7595	82,4895
KZ436	Dr Nkosazana Zuma Municipality XABA THOKOZANI	HLANGANANI 4 UNDERBERG K	50	1,4346	15	71,73	10,7595	82,4895
KZ436	Dr Nkosazana Zuma Municipality ZONDO ZITOKILE	SIZAKENIYANA KWABUTHO S1 U	50	1,4346	15	71,73	10,7595	82,4895
KZ436	Dr Nkosazana Zuma Municipality DLAMINI MFANO	HLANGANANI 4 UNDERBERG K	50	1,4346	15	71,73	10,7595	82,4895
KZ436	Dr Nkosazana Zuma Municipality MTOLO ZINCANE CARISTA	HLANGANANI 4 UNDERBERG K	50	1,4346	15	71,73	10,7595	82,4895
KZ436	Dr Nkosazana Zuma Municipality DLAMINI PHOZA THOLAKELE	HLANGANANI 4 UNDERBERG K	50	1,4346	15	71,73	10,7595	82,4895
KZ436	Dr Nkosazana Zuma Municipality XABA AGNES	TRADITIONAL HOUSE	50	1,4346	15	71,73	10,7595	82,4895
KZ436	Dr Nkosazana Zuma Municipality SMELANE MUZIWEALI	QULASHE UNDERBURG KZN	50	1,4346	15	71,73	10,7595	82,4895
KZ436	Dr Nkosazana Zuma Municipality ZONDI THEMBA MAUREEN	QULASHE S1 UNDERBERG CNCK	50	1,4346	15	71,73	10,7595	82,4895
KZ436	Dr Nkosazana Zuma Municipality MUTHWA NOKUZOLA PRUDENCE	QULASHE S1 UNDERBERG CNCK	50	1,4346	15	71,73	10,7595	82,4895
KZ436	Dr Nkosazana Zuma Municipality MTOLO MLEKELELI NKOSIBONILE	QULASHE S1 UNDERBERG CNCK	50	1,4346	15	71,73	10,7595	82,4895
KZ436	Dr Nkosazana Zuma Municipality DLAMINI EUNICE CASHELENI	QULASHE S1 UNDERBERG CNCK	50	1,4346	15	71,73	10,7595	82,4895
KZ436	Dr Nkosazana Zuma Municipality DLAMINI VELILE	HLANGANANI 4 UNDERBERG K	50	1,4346	15	71,73	10,7595	82,4895
KZ436	Dr Nkosazana Zuma Municipality XABA BATSHONISILE	Traditional house	50	1,4346	15	71,73	10,7595	82,4895
KZ436	Dr Nkosazana Zuma Municipality KHUBONI NOKWEQA	AMAKUZA UNDERBURG KZN	50	1,4346	15	71,73	10,7595	82,4895
KZ436	Dr Nkosazana Zuma Municipality KHAMBULE VALITHUBA ANNANIAS	AMAKHUZE UNDERBURG KZN	50	1,4346	15	71,73	10,7595	82,4895
KZ436	Dr Nkosazana Zuma Municipality KHANVILE GLORIA	AMAKUZA UNDERBURG KZN	50	1,4346	15	71,73	10,7595	82,4895
KZ436	Dr Nkosazana Zuma Municipality MBANJWA NINI	QULASHE UNDERBURG KZN	50	1,4346	15	71,73	10,7595	82,4895
KZ436	Dr Nkosazana Zuma Municipality SHOBA DELANI		50	1,4346	15	71,73	10,7595	82,4895
KZ436	Dr Nkosazana Zuma Municipality SHOBA MKHUZENI AARON	AMAKUZA UNDERBURG KZN	50	1,4346	15	71,73	10,7595	82,4895
KZ436	Dr Nkosazana Zuma Municipality DLAMINI ZICHAZILE	TRADITIONAL HOUSE	50	1,4346	15	71,73	10,7595	82,4895
KZ436	Dr Nkosazana Zuma Municipality MSIYA CLARICE	TRADITIONAL HOUSE	50	1,4346	15	71,73	10,7595	82,4895
KZ436	Dr Nkosazana Zuma Municipality MHLUNGO NOMANONO CORNELIA	HLANGANANI	50	1,4346	15	71,73	10,7595	82,4895
KZ436	Dr Nkosazana Zuma Municipality MBATHA ELLSIE	QULASHE UNDERBURG KZN	50	1,4346	15	71,73	10,7595	82,4895
KZ436	Dr Nkosazana Zuma Municipality DLAMINI ZWINGI	QULASHE UNDERBURG KZN	50	1,4346	15	71,73	10,7595	82,4895
KZ436	Dr Nkosazana Zuma Municipality NOBTSHELA MBULELO	KILMUN	50	1,4346	15	71,73	10,7595	82,4895
KZ436	Dr Nkosazana Zuma Municipality MTOLO MZAMANI	KILMUN	50	1,4346	15	71,73	10,7595	82,4895
KZ436	Dr Nkosazana Zuma Municipality LUSHABA NOSIPHO GLORIA	AMAQADI NCWADI DEEPPDALE S	50	1,4346	15	71,73	10,7595	82,4895
KZ436	Dr Nkosazana Zuma Municipality DLAMINI BONGEKILE	KILMUN	50	1,4346	15	71,73	10,7595	82,4895
KZ436	Dr Nkosazana Zuma Municipality MAGOSO BABHEKILE CORNELIA	AMAKUZA UNDERBURG KZN	50	1,4346	15	71,73	10,7595	82,4895
KZ436	Dr Nkosazana Zuma Municipality WINNIE TSHOBA	AMAKUZA KILMUN S1 UNDERB	50	1,4346	15	71,73	10,7595	82,4895
KZ436	Dr Nkosazana Zuma Municipality SIBUKELI ROBERT MNYUNI	AMAKUZA KILMUN S1 UNDERB	50	1,4346	15	71,73	10,7595	82,4895
KZ436	Dr Nkosazana Zuma Municipality BAWINILE MAGUBANE	AMAKUZA KILMUN S1 UNDERB	50	1,4346	15	71,73	10,7595	82,4895
KZ436	Dr Nkosazana Zuma Municipality NGENZENI MJWARA	AMAKUZA KILMUN S1 UNDERB	50	1,4346	15	71,73	10,7595	82,4895
KZ436	Dr Nkosazana Zuma Municipality BAZIMILE ZIKODE	AMAKUZA KILMUN S1 UNDERB	50	1,4346	15	71,73	10,7595	82,4895
KZ436	Dr Nkosazana Zuma Municipality MARY THULELENI MBANJWA	AMAKUZA KILMUN S1 UNDERB	50	1,4346	15	71,73	10,7595	82,4895
KZ436	Dr Nkosazana Zuma Municipality ARON MNDALI	AMAKUZA KILMUN S1 UNDERB	50	1,4346	15	71,73	10,7595	82,4895
KZ436	Dr Nkosazana Zuma Municipality BUKISILE ZIKODE	AMAKUZA KILMUN S1 UNDERB	50	1,4346	15	71,73	10,7595	82,4895
KZ436	Dr Nkosazana Zuma Municipality MAKHOSI SHOBA	AMAKUZA KILMUN S1 UNDERB	50	1,4346	15	71,73	10,7595	82,4895
KZ436	Dr Nkosazana Zuma Municipality DLAMINI MZWEMPI	AMAQADI NCWADI DEEPPDALE S	50	1,4346	15	71,73	10,7595	82,4895
KZ436	Dr Nkosazana Zuma Municipality SHEZI MCITHWA THOMAS	AMAQADI NCWADI DEEPPDALE S	50	1,4346	15	71,73	10,7595	82,4895
KZ436	Dr Nkosazana Zuma Municipality FIKILE SHEZI	AMAKUZA KILMUN S1 UNDERB	50	1,4346	15	71,73	10,7595	82,4895
KZ436	Dr Nkosazana Zuma Municipality SIPHOKUHLA MBANJWA	AMAKUZA KILMUN S1 UNDERB	50	1,4346	15	71,73	10,7595	82,4895
KZ436	Dr Nkosazana Zuma Municipality NIKEZIWE MBANJWA	AMAKUZA KILMUN S1 UNDERB	50	1,4346	15	71,73	10,7595	82,4895
KZ436	Dr Nkosazana Zuma Municipality ZAKHE MBANJWA	AMAKUZA KILMUN S1 UNDERB	50	1,4346	15	71,73	10,7595	82,4895
KZ436	Dr Nkosazana Zuma Municipality THEMBELANI MBANJWA	AMAKUZA KILMUN S1 UNDERB	50	1,4346	15	71,73	10,7595	82,4895
KZ436	Dr Nkosazana Zuma Municipality NAKENI MNGUNI	AMAKUZA KILMUN S1 UNDERB	50	1,4346	15	71,73	10,7595	82,4895
KZ436	Dr Nkosazana Zuma Municipality ZANDILE MBANJWA	AMAKUZA KILMUN S1 UNDERB	50	1,4346	15	71,73	10,7595	82,4895
KZ436	Dr Nkosazana Zuma Municipality YVONNE MBANJWA	AMAKUZA KILMUN S1 UNDERB	50	1,4346	15	71,73	10,7595	82,4895
KZ436	Dr Nkosazana Zuma Municipality HLENGIWE ZIKODE	AMAKUZA KILMUN S1 UNDERB	50	1,4346	15	71,73	10,7595	82,4895
KZ436	Dr Nkosazana Zuma Municipality HADEBE WOTI	KILMUN	50	1,4346	15	71,73	10,7595	82,4895
KZ436	Dr Nkosazana Zuma Municipality GAMEDE ESTHER	TRADITIONAL HOUSE	50	1,4346	15	71,73	10,7595	82,4895
KZ436	Dr Nkosazana Zuma Municipality HLALELENI MBANJWA	AMAKUZA KILMUN S1 UNDERB	50	1,4346	15	71,73	10,7595	82,4895
KZ436	Dr Nkosazana Zuma Municipality NOZIZWE NZIMANDE	AMAKUZA KILMUN S1 UNDERB	50	1,4346	15	71,73	10,7595	82,4895
KZ436	Dr Nkosazana Zuma Municipality SHOBA PHINDILE	KILMUN	50	1,4346	15	71,73	10,7595	82,4895
KZ436	Dr Nkosazana Zuma Municipality ZININGI NZIMANDE	AMAKUZA KILMUN S1 UNDERB	50	1,4346	15	71,73	10,7595	82,4895
KZ436	Dr Nkosazana Zuma Municipality NOMBUSO MBANJWA	AMAKUZA KILMUN S1 UNDERB	50	1,4346	15	71,73	10,7595	82,4895
KZ436	Dr Nkosazana Zuma Municipality BALUNGILE NOXOLO MNDALI	AMAKUZA KILMUN S1 UNDERB	50	1,4346	15	71,73	10,7595	82,4895
KZ436	Dr Nkosazana Zuma Municipality NOZAMANE PATRICIA ZIKODE	AMAKUZA KILMUN S1 UNDERB	50	1,4346	15	71,73	10,7595	82,4895
KZ436	Dr Nkosazana Zuma Municipality NTOMBIZODWA BEATA SOSIBO	AMAKUZA KILMUN S1 UNDERB	50	1,4346	15	71,73	10,7595	82,4895
KZ436	Dr Nkosazana Zuma Municipality THANDEKA SABELA	AMAKUZA KILMUN S1 UNDERB	50	1,4346	15	71,73	10,7595	82,4895
KZ436	Dr Nkosazana Zuma Municipality MLUNGUKAZI DLAMINI	AMAKUZA KILMUN S1 UNDERB	50	1,4346	15	71,73	10,7595	82,4895
KZ436	Dr Nkosazana Zuma Municipality JAMA ZIBUYILE HENDRICA	AMAKHUZE UNDERBURG KZN	50	1,4346	15	71,73	10,7595	82,4895
KZ436	Dr Nkosazana Zuma Municipality TSHOBA NTOMBENTLE	KILMUN	50	1,4346	15	71,73	10,7595	82,4895
KZ436	Dr Nkosazana Zuma Municipality MBELE NOMBUYISELO	KILMUN	50	1,4346	15	71,73	10,7595	82,4895
KZ436	Dr Nkosazana Zuma Municipality DLAMINI THEMBENI PATIENCE	AMAKUZA UNDERBURG KZN	50	1,4346	15	71,73	10,7595	82,4895
KZ436	Dr Nkosazana Zuma Municipality SHOBA BACUPHILE	KILMUN	50	1,4346	15	71,73	10,7595	82,4895
KZ436	Dr Nkosazana Zuma Municipality SHOBA BAHLEKILE	KILMUN	50	1,4346	15	71,73	10,7595	82,4895
KZ436	Dr Nkosazana Zuma Municipality TSHEZI MZOVUKILE	QULASHE UNDERBURG KZN	50	1,4346	15	71,73	10,7595	82,4895
KZ436	Dr Nkosazana Zuma Municipality JAMA MUSAWENKOSI ADREAS	AMAKUZA UNDERBURG KZN	50	1,4346	15	71,73	10,7595	82,4895
KZ436	Dr Nkosazana Zuma Municipality YAMA CONRAD BEKANI	AMAKUZA UNDERBURG KZN	50	1,4346	15	71,73	10,7595	82,4895
KZ436	Dr Nkosazana Zuma Municipality MJWARA NOSANDE	KILMUN	50	1,4346	15	71,73	10,7595	82,4895
KZ436	Dr Nkosazana Zuma Municipality MNCWABE PHIWANI BAMISE	AMAQADI NCWADI DEEPPDALE S	50	1,4346	15	71,73	10,7595	82,4895
KZ436	Dr Nkosazana Zuma Municipality ZUMA SIBONGILE	KILMUN	50	1,4346	15	71,73	10,7595	82,4895
KZ436	Dr Nkosazana Zuma Municipality RADEBE THANDEKILE	TRADITIONAL HOUSE	50	1,4346	15	71,73	10,7595	82,4895
KZ436	Dr Nkosazana Zuma Municipality ZWEZWE SIZWE	KILMUN	50	1,4346	15	71,73	10,7595	82,4895
KZ436	Dr Nkosazana Zuma Municipality MKIZE HLUPHEKILE MARTHA	AMAQADI NCWADI DEEPPDALE S	50	1,4346	15	71,73	10,7595	82,4895
KZ436	Dr Nkosazana Zuma Municipality KHANYILE THOKOZILE	MADWALENI UNDERBERG KZN	50	1,4346	15	71,73	10,7595	82,4895
KZ436	Dr Nkosazana Zuma Municipality CHAKWE DUMISANE	NOMHOJANA UNDERBERG KZN	50	1,4346	15	71,73	10,7595	82,4895
KZ436	Dr Nkosazana Zuma Municipality KHUBONE NGENZENI FORTUNATE	AMAKHUZE UNDERBURG KZN	50	1,4346	15	71,73	10,7595	82,4895
KZ436	Dr Nkosazana Zuma Municipality XABA ROBERT	TRADITIONAL HOUSE	50	1,4346	15	71,73	10,7595	82,4895
KZ436	Dr Nkosazana Zuma Municipality MIYA NTOMBITANKE	KILMUN	50	1,4346	15	71,73	10,7595	82,4895

KZ436	Dr Nkosazana Zuma Municipi MAJOZI BUSISIWE AUDREY	AMAQADI NCWADI DEEPPDALE S	50	1,4346	15	71,73	10,7595	82,4895
KZ436	Dr Nkosazana Zuma Municipi MTOLO NOMVUYO	KILMUN	50	1,4346	15	71,73	10,7595	82,4895
KZ436	Dr Nkosazana Zuma Municipi NZIMANDE NOZIPHO CATHRINE	AMAKHUZE UNDERBURG KZN	50	1,4346	15	71,73	10,7595	82,4895
KZ436	Dr Nkosazana Zuma Municipi NGUBANE MUZIKAYISE AMON		50	1,4346	15	71,73	10,7595	82,4895
KZ436	Dr Nkosazana Zuma Municipi NGUBANE DOLPHY DUDUZILE	NCWADI DEEPPDALE	50	1,4346	15	71,73	10,7595	82,4895
KZ436	Dr Nkosazana Zuma Municipi NTSHIZA HEZEKIA	KILMUN	50	1,4346	15	71,73	10,7595	82,4895
KZ436	Dr Nkosazana Zuma Municipi NGUBANE THEMINKOSI AARON	AMAQADI NCWADI DEEPPDALE S	50	1,4346	15	71,73	10,7595	82,4895
KZ436	Dr Nkosazana Zuma Municipi MZIMANDE NNANTOMBI	TRADITIONAL HOUSE	50	1,4346	15	71,73	10,7595	82,4895
KZ436	Dr Nkosazana Zuma Municipi DLAMINI XOLISILE OLGA	HLANGANANI 4 UNDERBERG K	50	1,4346	15	71,73	10,7595	82,4895
KZ436	Dr Nkosazana Zuma Municipi DLAMINI RAPHEAL SIBONGISENI	HLANGANANI 4 UNDERBERG K	50	1,4346	15	71,73	10,7595	82,4895
KZ436	Dr Nkosazana Zuma Municipi MADUNA PHUMOWAKHE	Traditional house	50	1,4346	15	71,73	10,7595	82,4895
KZ436	Dr Nkosazana Zuma Municipi SHEZI NONDUMISO	KILMUN	50	1,4346	15	71,73	10,7595	82,4895
KZ436	Dr Nkosazana Zuma Municipi DLOMO MZENZELI	SANDANEZWE	50	1,4346	15	71,73	10,7595	82,4895
KZ436	Dr Nkosazana Zuma Municipi MNDALA NONKUMBANE	KILMUN	50	1,4346	15	71,73	10,7595	82,4895
KZ436	Dr Nkosazana Zuma Municipi MJWARA SIBONGILE	KILMUN	50	1,4346	15	71,73	10,7595	82,4895
KZ436	Dr Nkosazana Zuma Municipi ZONDI SKHUVETHE	QULASHE UNDERBURG KZN	50	1,4346	15	71,73	10,7595	82,4895
KZ436	Dr Nkosazana Zuma Municipi NGCOBO NOMAKRESTU CRESENCIA	HLANGANANI 4 UNDERBERG K	50	1,4346	15	71,73	10,7595	82,4895
KZ436	Dr Nkosazana Zuma Municipi MAJOZI MIRRIAM PHILISIWE	AMAKHUZE UNDERBURG KZN	50	1,4346	15	71,73	10,7595	82,4895
KZ436	Dr Nkosazana Zuma Municipi ZONDO ZR	NKUMBA	50	1,4346	15	71,73	10,7595	82,4895
KZ436	Dr Nkosazana Zuma Municipi MBATHA THANDEKILE BONGIWE	HLANGANANI 4 UNDERBERG K	50	1,4346	15	71,73	10,7595	82,4895
KZ436	Dr Nkosazana Zuma Municipi DLAMINI CACISILE	HLANGANANI 4 UNDERBERG K	50	1,4346	15	71,73	10,7595	82,4895
KZ436	Dr Nkosazana Zuma Municipi SHOBA BASUKILE	KILMUN	50	1,4346	15	71,73	10,7595	82,4895
KZ436	Dr Nkosazana Zuma Municipi NYIDE MZANDI BUYELEPHI	HLANGANANI 4 UNDERBERG K	50	1,4346	15	71,73	10,7595	82,4895
KZ436	Dr Nkosazana Zuma Municipi GAZU MZONDENI FANA	AMAKHUZE UNDERBURG KZN	50	1,4346	15	71,73	10,7595	82,4895
KZ436	Dr Nkosazana Zuma Municipi BEKWA LINDIWE GLORIA	TRADITIONAL HOUSE	50	1,4346	15	71,73	10,7595	82,4895
KZ436	Dr Nkosazana Zuma Municipi MNGUNI BAWINILE WINNIFRIEDA	AMAKHUZE UNDERBURG KZN	50	1,4346	15	71,73	10,7595	82,4895
KZ436	Dr Nkosazana Zuma Municipi ZONDI SHAYINDUNA	HOUSE	50	1,4346	15	71,73	10,7595	82,4895
KZ436	Dr Nkosazana Zuma Municipi LUSHABA LINDIWE EMILY	AMAQADI NCWADI DEEPPDALE S	50	1,4346	15	71,73	10,7595	82,4895
KZ436	Dr Nkosazana Zuma Municipi NYIDE NCAMISILE NOBUHLE	HLANGANANI 4 UNDERBERG K	50	1,4346	15	71,73	10,7595	82,4895
KZ436	Dr Nkosazana Zuma Municipi MBAMBO ZWEKENBI BARNARBAS	HLANGANANI 4 UNDERBERG K	50	1,4346	15	71,73	10,7595	82,4895
KZ436	Dr Nkosazana Zuma Municipi CHONCO JABULILE VICTORIA	AMAQADI NCWADI DEEPPDALE S	50	1,4346	15	71,73	10,7595	82,4895
KZ436	Dr Nkosazana Zuma Municipi ZIKODE JABULILE	KILMUN	50	1,4346	15	71,73	10,7595	82,4895
KZ436	Dr Nkosazana Zuma Municipi ZONDI MARTIN	Brick House	50	1,4346	15	71,73	10,7595	82,4895
KZ436	Dr Nkosazana Zuma Municipi ZONDI MZONJANA	KILMUN	50	1,4346	15	71,73	10,7595	82,4895
KZ436	Dr Nkosazana Zuma Municipi MTOLO BUYISIWE	KILMUN	50	1,4346	15	71,73	10,7595	82,4895
KZ436	Dr Nkosazana Zuma Municipi MKHIZE KHULUMILE	KILMUN	50	1,4346	15	71,73	10,7595	82,4895
KZ436	Dr Nkosazana Zuma Municipi MNGUNI CELIWE	KILMUN	50	1,4346	15	71,73	10,7595	82,4895
KZ436	Dr Nkosazana Zuma Municipi NYAWOSE GIDIYONI	KILMUN	50	1,4346	15	71,73	10,7595	82,4895
KZ436	Dr Nkosazana Zuma Municipi RADEBE MABHEKILE	KILMUN	50	1,4346	15	71,73	10,7595	82,4895
KZ436	Dr Nkosazana Zuma Municipi RADEBE ZISAKHE	KILMUN	50	1,4346	15	71,73	10,7595	82,4895
KZ436	Dr Nkosazana Zuma Municipi NGCOBO MLONDI OSCAR		50	1,4346	15	71,73	10,7595	82,4895
KZ436	Dr Nkosazana Zuma Municipi XABA CYNTHIA NOKULUNGA	HLANGANANI S1 IXOPO KZN OL	50	1,4346	15	71,73	10,7595	82,4895
KZ436	Dr Nkosazana Zuma Municipi MTOLO ROSINA	KILMUN	50	1,4346	15	71,73	10,7595	82,4895
KZ436	Dr Nkosazana Zuma Municipi ZONDO GREINIA NONDUMISO	AMAQADI NCWADI DEEPPDALE S	50	1,4346	15	71,73	10,7595	82,4895
KZ436	Dr Nkosazana Zuma Municipi VILAKAZI DINA QABULILE	AMAQADI NCWADI DEEPPDALE S	50	1,4346	15	71,73	10,7595	82,4895
KZ436	Dr Nkosazana Zuma Municipi MKHIZE NOMFANEKO PURITY	AMAQADI NCWADI DEEPPDALE S	50	1,4346	15	71,73	10,7595	82,4895
KZ436	Dr Nkosazana Zuma Municipi DLAMINI PRINCESS ZITHELE	AMAKHUZE UNDERBURG KZN	50	1,4346	15	71,73	10,7595	82,4895
KZ436	Dr Nkosazana Zuma Municipi KHUBONE HLALELENI BONISIWE	AMAKHUZE UNDERBURG KZN	50	1,4346	15	71,73	10,7595	82,4895
KZ436	Dr Nkosazana Zuma Municipi JAMA BHIZA	KILMUN	50	1,4346	15	71,73	10,7595	82,4895
KZ436	Dr Nkosazana Zuma Municipi LINDA SHONISILE THANDEKILE	AMAKHUZE UNDERBURG KZN	50	1,4346	15	71,73	10,7595	82,4895
KZ436	Dr Nkosazana Zuma Municipi MNGUNI LUNGISILE THEMBELIHE	AMAKHUZE UNDERBURG KZN	50	1,4346	15	71,73	10,7595	82,4895
KZ436	Dr Nkosazana Zuma Municipi DUMA VUYISILE	OBHUKWINI	50	1,4346	15	71,73	10,7595	82,4895
KZ436	Dr Nkosazana Zuma Municipi KHANYILE CORNELIA	KILMUN	50	1,4346	15	71,73	10,7595	82,4895
KZ436	Dr Nkosazana Zuma Municipi MTOLO NANA	KILMUN	50	1,4346	15	71,73	10,7595	82,4895
KZ436	Dr Nkosazana Zuma Municipi NTSHIZA DUDUZILE	KILMUN	50	1,4346	15	71,73	10,7595	82,4895
KZ436	Dr Nkosazana Zuma Municipi MADUNA VITUS SIPHELELE	HLANGANANI S1 IXOPO KZN OL	50	1,4346	15	71,73	10,7595	82,4895
KZ436	Dr Nkosazana Zuma Municipi MTHEMBU NTOMBIKHONA	AMAKHUZE UNDERBURG KZN	50	1,4346	15	71,73	10,7595	82,4895
KZ436	Dr Nkosazana Zuma Municipi MKHIZE SHUMISILE	KILMUN	50	1,4346	15	71,73	10,7595	82,4895
KZ436	Dr Nkosazana Zuma Municipi DLAMINI XOLILE	AMAKHUZE UNDERBURG KZN	50	1,4346	15	71,73	10,7595	82,4895
KZ436	Dr Nkosazana Zuma Municipi NZIMANDE THITHI REMEGIA	AMAKHUZE UNDERBURG KZN	50	1,4346	15	71,73	10,7595	82,4895
KZ436	Dr Nkosazana Zuma Municipi SOKHELA NTOMBEZINHLE	AMAQADI NCWADI DEEPPDALE S	50	1,4346	15	71,73	10,7595	82,4895
KZ436	Dr Nkosazana Zuma Municipi NGUBANE ZANDILE DOREEN XOLISI	AMAQADI NCWADI DEEPPDALE S	50	1,4346	15	71,73	10,7595	82,4895
KZ436	Dr Nkosazana Zuma Municipi NGUBANE SQONDA	AMAQADI NCWADI DEEPPDALE S	50	1,4346	15	71,73	10,7595	82,4895
KZ436	Dr Nkosazana Zuma Municipi NZIMANDE ZINHLE DOROTHY	AMAQADI NCWADI DEEPPDALE S	50	1,4346	15	71,73	10,7595	82,4895
KZ436	Dr Nkosazana Zuma Municipi NDLELA LINDENI	KILMUN	50	1,4346	15	71,73	10,7595	82,4895
KZ436	Dr Nkosazana Zuma Municipi ZIKODE DUDUZILE	KILMUN	50	1,4346	15	71,73	10,7595	82,4895
KZ436	Dr Nkosazana Zuma Municipi BHENGU NONHLANHLA	KILMUN	50	1,4346	15	71,73	10,7595	82,4895
KZ436	Dr Nkosazana Zuma Municipi SOKHELO ZAKHELE	AMAQADI NCWADI DEEPPDALE S	50	1,4346	15	71,73	10,7595	82,4895
KZ436	Dr Nkosazana Zuma Municipi MNGUNI BADELISILE	KILMUN	50	1,4346	15	71,73	10,7595	82,4895
KZ436	Dr Nkosazana Zuma Municipi ZONDI NOMQANELO	QULASHE UNDERBURG KZN	50	1,4346	15	71,73	10,7595	82,4895
KZ436	Dr Nkosazana Zuma Municipi DLANI PATRICIA	KILMUN	50	1,4346	15	71,73	10,7595	82,4895
KZ436	Dr Nkosazana Zuma Municipi ZULU NOBUHLE FLORENCE	CORINTH S1 IXOPO KZN OU	50	1,4346	15	71,73	10,7595	82,4895
KZ436	Dr Nkosazana Zuma Municipi MKHIZE FISANI PRIME ROSE	AMAQADI NCWADI DEEPPDALE S	50	1,4346	15	71,73	10,7595	82,4895
KZ436	Dr Nkosazana Zuma Municipi SABELA NOKUKHANYA	AMAKHUZE	50	1,4346	15	71,73	10,7595	82,4895
KZ436	Dr Nkosazana Zuma Municipi KHENISA NOMVUSELELE FAITH	AMAQADI NCWADI DEEPPDALE S	50	1,4346	15	71,73	10,7595	82,4895
KZ436	Dr Nkosazana Zuma Municipi MTHEMBU MSHIYENI	KILMUN	50	1,4346	15	71,73	10,7595	82,4895
KZ436	Dr Nkosazana Zuma Municipi SHEZI NTOMBINTOMBI CAROLINE	AMAQADI NCWADI DEEPPDALE S	50	1,4346	15	71,73	10,7595	82,4895
KZ436	Dr Nkosazana Zuma Municipi SHELEMBE MANDLENKOSI ROBENS		50	1,4346	15	71,73	10,7595	82,4895
KZ436	Dr Nkosazana Zuma Municipi MADLALA CLEMENTIA NCAMCILE	AMAQADI NCWADI DEEPPDALE S	50	1,4346	15	71,73	10,7595	82,4895
KZ436	Dr Nkosazana Zuma Municipi KHUBONI NKOSIVUMILE BEATS	CORINTH S1 IXOPO KZN OU	50	1,4346	15	71,73	10,7595	82,4895
KZ436	Dr Nkosazana Zuma Municipi DLAMINI MIRRIAM	NKWEZELA	50	1,4346	15	71,73	10,7595	82,4895
KZ436	Dr Nkosazana Zuma Municipi GUMEDE SIPHIWE RICHARD	AMAQADI NCWADI DEEPPDALE S	50	1,4346	15	71,73	10,7595	82,4895
KZ436	Dr Nkosazana Zuma Municipi XABA NIABULO MOSES	CORINTH S1 IXOPO KZN OU	50	1,4346	15	71,73	10,7595	82,4895

KZ436	Dr Nkosazana Zuma Municipality MNCWABE CONSTANCE ZAKHONA	AMAAQADI NCWADI DEEPDALE S	50	1,4346	15	71,73	10,7595	82,4895
KZ436	Dr Nkosazana Zuma Municipality MBANJWA JABULISILE	QULASHE UNDERBURG KZN	50	1,4346	15	71,73	10,7595	82,4895
KZ436	Dr Nkosazana Zuma Municipality DLAMINI SIBUSISO ROBERT	AMAAQADI NCWADI DEEPDALE S	50	1,4346	15	71,73	10,7595	82,4895
KZ436	Dr Nkosazana Zuma Municipality KHUMALO SHAYIZIZWE VITUS	AMAAQADI NCWADI DEEPDALE S	50	1,4346	15	71,73	10,7595	82,4895
KZ436	Dr Nkosazana Zuma Municipality DLAMINI FELAKHE	AMAKHUZE UNDERBURG KZN	50	1,4346	15	71,73	10,7595	82,4895
KZ436	Dr Nkosazana Zuma Municipality DLAMINI MTHEKU MEDRINA	AMAKHUZE UNDERBURG KZN	50	1,4346	15	71,73	10,7595	82,4895
KZ436	Dr Nkosazana Zuma Municipality LUKHOZI NOKUZOLA	Traditional house	50	1,4346	15	71,73	10,7595	82,4895
KZ436	Dr Nkosazana Zuma Municipality DUMAKUDE KINKI PHYLLIS	SUN CITY BULWER PMB KZN	50	1,4346	15	71,73	10,7595	82,4895
KZ436	Dr Nkosazana Zuma Municipality XULU ANNACLETIA LINDIWE	SINKONKONKO UNDERBERG KZ	50	1,4346	15	71,73	10,7595	82,4895
KZ436	Dr Nkosazana Zuma Municipality MDLADLA NOMTHANDAZO	TRADITIONAL HOUSE	50	1,4346	15	71,73	10,7595	82,4895
KZ436	Dr Nkosazana Zuma Municipality DLAMINI BUSISIWE	AMAKHUZE UNDERBURG KZN	50	1,4346	15	71,73	10,7595	82,4895
KZ436	Dr Nkosazana Zuma Municipality NZIMANDE SBONGILE	AMAKHUZE UNDERBERG KZN O	50	1,4346	15	71,73	10,7595	82,4895
KZ436	Dr Nkosazana Zuma Municipality MAKHANYA IRENE	TRADITIONAL HOUSE	50	1,4346	15	71,73	10,7595	82,4895
KZ436	Dr Nkosazana Zuma Municipality ZIKODE SOLOMON	AMAKHUZE UNDERBERG KZN O	50	1,4346	15	71,73	10,7595	82,4895
KZ436	Dr Nkosazana Zuma Municipality DLAMINI CABANGILE LUNGELANI	AMAKHUZE UNDERBURG KZN	50	1,4346	15	71,73	10,7595	82,4895
KZ436	Dr Nkosazana Zuma Municipality SIBISI NGENZENI DORIS	AMAKHUZE UNDERBERG KZN O	50	1,4346	15	71,73	10,7595	82,4895
KZ436	Dr Nkosazana Zuma Municipality ZIKODE ZITUSILE DORAH	AMAKUZA UNDERBURG KZN	50	1,4346	15	71,73	10,7595	82,4895
KZ436	Dr Nkosazana Zuma Municipality MNGUNI NGENAYISE	AMAKHUZE UNDERBERG KZN O	50	1,4346	15	71,73	10,7595	82,4895
KZ436	Dr Nkosazana Zuma Municipality NZIMANDE ZANELE	AMAKHUZE UNDERBERG KZN O	50	1,4346	15	71,73	10,7595	82,4895
KZ436	Dr Nkosazana Zuma Municipality MBANJWA HLANGANANI	AMAKHUZE UNDERBERG KZN O	50	1,4346	15	71,73	10,7595	82,4895
KZ436	Dr Nkosazana Zuma Municipality SHOBA SIQHOZA	AMAKHUZE UNDERBERG KZN O	50	1,4346	15	71,73	10,7595	82,4895
KZ436	Dr Nkosazana Zuma Municipality ZONDI ZITHOBILE	Brick House	50	1,4346	15	71,73	10,7595	82,4895
KZ436	Dr Nkosazana Zuma Municipality ZWELIBI TOBIAS SHOBA	AMAKHUZE UNDERBERG KZN O	50	1,4346	15	71,73	10,7595	82,4895
KZ436	Dr Nkosazana Zuma Municipality NDLOVU PHUMZILE ANNASTASIA	SINKONKONKO UNDERBERG KZ	50	1,4346	15	71,73	10,7595	82,4895
KZ436	Dr Nkosazana Zuma Municipality BONGIWE ANNASTASIA SHOBA	AMAKHUZE UNDERBERG KZN O	50	1,4346	15	71,73	10,7595	82,4895
KZ436	Dr Nkosazana Zuma Municipality MQANJELWA MUSAWENTOM MNC	AMAKHUZE UNDERBERG KZN O	50	1,4346	15	71,73	10,7595	82,4895
KZ436	Dr Nkosazana Zuma Municipality SILULEKO EMMANUEL SHOBA	AMAKHUZE UNDERBERG KZN O	50	1,4346	15	71,73	10,7595	82,4895
KZ436	Dr Nkosazana Zuma Municipality DAYIDA BADELISE SHOBA	AMAKHUZE UNDERBERG KZN O	50	1,4346	15	71,73	10,7595	82,4895
KZ436	Dr Nkosazana Zuma Municipality ELIZABETH NQOLWANE SHOBA	AMAKHUZE UNDERBERG KZN O	50	1,4346	15	71,73	10,7595	82,4895
KZ436	Dr Nkosazana Zuma Municipality BONGEKILE SABELA	AMAKHUZE UNDERBERG KZN O	50	1,4346	15	71,73	10,7595	82,4895
KZ436	Dr Nkosazana Zuma Municipality THOKOZILE BABONGILE MJARA	AMAKHUZE UNDERBERG KZN O	50	1,4346	15	71,73	10,7595	82,4895
KZ436	Dr Nkosazana Zuma Municipality LINDOKWAKHE DLAMINI	AMAKHUZE UNDERBERG KZN O	50	1,4346	15	71,73	10,7595	82,4895
KZ436	Dr Nkosazana Zuma Municipality THENJIWE SHOBA	AMAKHUZE UNDERBERG KZN O	50	1,4346	15	71,73	10,7595	82,4895
KZ436	Dr Nkosazana Zuma Municipality LUMBO ZWELENI SHOBA	AMAKHUZE UNDERBERG KZN O	50	1,4346	15	71,73	10,7595	82,4895
KZ436	Dr Nkosazana Zuma Municipality SHOBA BADUBILE CATHRINA	AMAKHUZE UNDERBERG KZN O	50	1,4346	15	71,73	10,7595	82,4895
KZ436	Dr Nkosazana Zuma Municipality DLAMINI THOBKILE VENENCIA	AMAKHUZE UNDERBURG KZN	50	1,4346	15	71,73	10,7595	82,4895
KZ436	Dr Nkosazana Zuma Municipality SHOBA BHEKISIGCINO ANDRIAS	AMAKHUZE UNDERBERG KZN O	50	1,4346	15	71,73	10,7595	82,4895
KZ436	Dr Nkosazana Zuma Municipality DLAMINI GCINO	AMAKHUZE UNDERBERG KZN O	50	1,4346	15	71,73	10,7595	82,4895
KZ436	Dr Nkosazana Zuma Municipality KHANYEZI THULISILE SIBONGILE	AMAKHUZE UNDERBERG KZN O	50	1,4346	15	71,73	10,7595	82,4895
KZ436	Dr Nkosazana Zuma Municipality SHOBA CUPHENI MERCY	AMAKHUZE UNDERBERG KZN O	50	1,4346	15	71,73	10,7595	82,4895
KZ436	Dr Nkosazana Zuma Municipality SHOBA NYANISILE	AMAKHUZE UNDERBERG KZN O	50	1,4346	15	71,73	10,7595	82,4895
KZ436	Dr Nkosazana Zuma Municipality SHOBA MPIYENGWE JOHANNES	AMAKHUZE UNDERBERG KZN O	50	1,4346	15	71,73	10,7595	82,4895
KZ436	Dr Nkosazana Zuma Municipality SHOBA ZIBONELE LOYI	AMAKHUZE UNDERBERG KZN O	50	1,4346	15	71,73	10,7595	82,4895
KZ436	Dr Nkosazana Zuma Municipality SHOBA VIKINDABA MICHAEL	AMAKHUZE UNDERBERG KZN O	50	1,4346	15	71,73	10,7595	82,4895
KZ436	Dr Nkosazana Zuma Municipality DLAMINI SIBONGILE CONSTANCE	AMAKHUZE UNDERBERG KZN O	50	1,4346	15	71,73	10,7595	82,4895
KZ436	Dr Nkosazana Zuma Municipality SHOBA OCTAVIA ZETHU	AMAKHUZE UNDERBERG KZN O	50	1,4346	15	71,73	10,7595	82,4895
KZ436	Dr Nkosazana Zuma Municipality PHUNGULA THEMBSILE	AMAKUZA UNDERBURG KZN	50	1,4346	15	71,73	10,7595	82,4895
KZ436	Dr Nkosazana Zuma Municipality DLAMINI NOMATEZI MESSIANA	AMAKHUZE UNDERBURG KZN	50	1,4346	15	71,73	10,7595	82,4895
KZ436	Dr Nkosazana Zuma Municipality DLAMINI BADINGILE THUSHUZA	AMAKHUZE UNDERBURG KZN	50	1,4346	15	71,73	10,7595	82,4895
KZ436	Dr Nkosazana Zuma Municipality SHOBA MGOBO	AMAKUZA UNDERBURG KZN	50	1,4346	15	71,73	10,7595	82,4895
KZ436	Dr Nkosazana Zuma Municipality MDLADLA CLAUDIA	TRADITIONAL HOUSE	50	1,4346	15	71,73	10,7595	82,4895
KZ436	Dr Nkosazana Zuma Municipality MBANJWA ANNASTIAS	TRADITIONAL HOUSE	50	1,4346	15	71,73	10,7595	82,4895
KZ436	Dr Nkosazana Zuma Municipality SHOBA BHEKISISA PAULUS	AMAKUZA UNDERBURG KZN	50	1,4346	15	71,73	10,7595	82,4895
KZ436	Dr Nkosazana Zuma Municipality KHUBONE GOODNESS BONGIWE	EHLABENI UNDERBERG KZN OU	50	1,4346	15	71,73	10,7595	82,4895
KZ436	Dr Nkosazana Zuma Municipality KHUBONE CEQE CYPRIAN	EHLABENI UNDERBERG KZN OU	50	1,4346	15	71,73	10,7595	82,4895
KZ436	Dr Nkosazana Zuma Municipality SHOBA MFANISENI THERUS	AMAKUZA UNDERBURG KZN	50	1,4346	15	71,73	10,7595	82,4895
KZ436	Dr Nkosazana Zuma Municipality SHEZI THAMSANQA MASTER	EQUASHE UNDERBERG KZN OL	50	1,4346	15	71,73	10,7595	82,4895
KZ436	Dr Nkosazana Zuma Municipality NGOBO MWANDILE	NOMANDLOVU DONNYBROOK I	50	1,4346	15	71,73	10,7595	82,4895
KZ436	Dr Nkosazana Zuma Municipality PHOSWA BACHITHILE CLEMENTIA	EQUASHE UNDERBERG KZN OL	50	1,4346	15	71,73	10,7595	82,4895
KZ436	Dr Nkosazana Zuma Municipality SHOBA BHOYI GEDION	AMAKUZA UNDERBURG KZN	50	1,4346	15	71,73	10,7595	82,4895
KZ436	Dr Nkosazana Zuma Municipality MADLALA ELSINAH	Brick House	50	1,4346	15	71,73	10,7595	82,4895
KZ436	Dr Nkosazana Zuma Municipality SOSIBO SIBONGILE PERCIFIC	AMAKHUZE UNDERBURG KZN	50	1,4346	15	71,73	10,7595	82,4895
KZ436	Dr Nkosazana Zuma Municipality MEMELA FANIZO	QULASHE UNDERBURG KZN	50	1,4346	15	71,73	10,7595	82,4895
KZ436	Dr Nkosazana Zuma Municipality LANGA BUYISILE PAULINE	AMAKHUZE UNDERBURG KZN	50	1,4346	15	71,73	10,7595	82,4895
KZ436	Dr Nkosazana Zuma Municipality DLAMINI BONISIWE	AMAKHUZE UNDERBURG KZN	50	1,4346	15	71,73	10,7595	82,4895
KZ436	Dr Nkosazana Zuma Municipality TSHOBA DOTI RICHARD	AMAKUZA UNDERBURG KZN	50	1,4346	15	71,73	10,7595	82,4895
KZ436	Dr Nkosazana Zuma Municipality KHUMALO NTOMBIYONKE	Traditional	50	1,4346	15	71,73	10,7595	82,4895
KZ436	Dr Nkosazana Zuma Municipality MBANJWA THULISILE ANNACLETA	AMAKUZA UNDERBURG KZN	50	1,4346	15	71,73	10,7595	82,4895
KZ436	Dr Nkosazana Zuma Municipality LINDA ZISEBENZELE	QULASHE UNDERBURG KZN	50	1,4346	15	71,73	10,7595	82,4895
KZ436	Dr Nkosazana Zuma Municipality MTHEMBU SANELISIWE CORNELIA	AMAKHUZE UNDERBURG KZN	50	1,4346	15	71,73	10,7595	82,4895
KZ436	Dr Nkosazana Zuma Municipality SHOBA CLAUDIA NCAMISILE	HLABENI S1 UNDERBERG KZN	50	1,4346	15	71,73	10,7595	82,4895
KZ436	Dr Nkosazana Zuma Municipality KHWELA EUGENIA NONTOKOZO	TRANSFORMER ZONE PBT25	50	1,4346	15	71,73	10,7595	82,4895
KZ436	Dr Nkosazana Zuma Municipality MAKHANYA CRESENTIA	TRADITIONAL HOUSE	50	1,4346	15	71,73	10,7595	82,4895
KZ436	Dr Nkosazana Zuma Municipality MNCWABE FRANCIS MBONGENI	Traditional	50	1,4346	15	71,73	10,7595	82,4895
KZ436	Dr Nkosazana Zuma Municipality MVUMBU SNANAZANA CLEMENTIA	AMAKUZA UNDERBURG KZN	50	1,4346	15	71,73	10,7595	82,4895
KZ436	Dr Nkosazana Zuma Municipality MTHIYANE THEMBI	Traditional House	50	1,4346	15	71,73	10,7595	82,4895
KZ436	Dr Nkosazana Zuma Municipality NXELE THOBILE EUNICE	AMAKHUZE UNDERBURG KZN	50	1,4346	15	71,73	10,7595	82,4895
KZ436	Dr Nkosazana Zuma Municipality MKHIZE JOSEPH LILI	ENKELEBANTWANA S1 UNDERB	50	1,4346	15	71,73	10,7595	82,4895
KZ436	Dr Nkosazana Zuma Municipality SHEZI PIKOLANA FIKELPHI	AMAKUZA S1 UNDERBERG KZN	50	1,4346	15	71,73	10,7595	82,4895
KZ436	Dr Nkosazana Zuma Municipality MNGUNI BATHINI QIKI	AMAKUZA S1 UNDERBERG KZN	50	1,4346	15	71,73	10,7595	82,4895
KZ436	Dr Nkosazana Zuma Municipality MNGUNI PHUMLAPEH EDISTA	AMAKUZA S1 UNDERBERG KZN	50	1,4346	15	71,73	10,7595	82,4895
KZ436	Dr Nkosazana Zuma Municipality SHABALALA ZANDILE	TRADITIONAL HOUSE	50	1,4346	15	71,73	10,7595	82,4895
KZ436	Dr Nkosazana Zuma Municipality MNGUNI LONDEKA BAFIKILE	AMAKUZA S1 UNDERBERG KZN	50	1,4346	15	71,73	10,7595	82,4895

KZ436	Dr Nkosazana Zuma Municipality DLAMINI JABULILE VENANCIA	AMAKUZA UNDERBURG KZN	50	1,4346	15	71,73	10,7595	82,4895
KZ436	Dr Nkosazana Zuma Municipality MNGUNI NELANI	AMAKUZA S1 UNDERBERG KZN	50	1,4346	15	71,73	10,7595	82,4895
KZ436	Dr Nkosazana Zuma Municipality KHANYILE SIZAKELE CHRISTINIA	AMAKUZA UNDERBURG KZN	50	1,4346	15	71,73	10,7595	82,4895
KZ436	Dr Nkosazana Zuma Municipality MNGUNI ZIBONELE	AMAKUZA S1 UNDERBERG KZN	50	1,4346	15	71,73	10,7595	82,4895
KZ436	Dr Nkosazana Zuma Municipality LINDA MABANDLA PETRUS	AMAKUZA S1 UNDERBERG KZN	50	1,4346	15	71,73	10,7595	82,4895
KZ436	Dr Nkosazana Zuma Municipality LANGA HLEKISILE FUNAPHI	AMAKUZA S1 UNDERBERG KZN	50	1,4346	15	71,73	10,7595	82,4895
KZ436	Dr Nkosazana Zuma Municipality MBATHA NOFELANI ZABALAZILE	AMAKUZA S1 UNDERBERG KZN	50	1,4346	15	71,73	10,7595	82,4895
KZ436	Dr Nkosazana Zuma Municipality DLAMINI LIKIZILE ASTERIA	AMAKUZA S1 UNDERBERG KZN	50	1,4346	15	71,73	10,7595	82,4895
KZ436	Dr Nkosazana Zuma Municipality MNGUNI ZINHLE ZETHU	AMAKUZA S1 UNDERBERG KZN	50	1,4346	15	71,73	10,7595	82,4895
KZ436	Dr Nkosazana Zuma Municipality JAMA KHULEKANI	AMAKUZA S1 UNDERBERG KZN	50	1,4346	15	71,73	10,7595	82,4895
KZ436	Dr Nkosazana Zuma Municipality LINDA BUSISIWE FORTUNATE	AMAKUZA S1 UNDERBERG KZN	50	1,4346	15	71,73	10,7595	82,4895
KZ436	Dr Nkosazana Zuma Municipality MNGUNI MANAKAZI VENANCIA	AMAKUZA S1 UNDERBERG KZN	50	1,4346	15	71,73	10,7595	82,4895
KZ436	Dr Nkosazana Zuma Municipality JAMA ZAMEKILE MARIA	AMAKUZA S1 UNDERBERG KZN	50	1,4346	15	71,73	10,7595	82,4895
KZ436	Dr Nkosazana Zuma Municipality MNGUNI THOBELANI SYLVESIA	AMAKUZA S1 UNDERBERG KZN	50	1,4346	15	71,73	10,7595	82,4895
KZ436	Dr Nkosazana Zuma Municipality LINDA TSHAYAZANE	AMAKUZA S1 UNDERBERG KZN	50	1,4346	15	71,73	10,7595	82,4895
KZ436	Dr Nkosazana Zuma Municipality LINDA SBONGISENI	AMAKUZA S1 UNDERBERG KZN	50	1,4346	15	71,73	10,7595	82,4895
KZ436	Dr Nkosazana Zuma Municipality KHANYILE MATHONGO PUTRUS	AMAKUZA UNDERBURG KZN	50	1,4346	15	71,73	10,7595	82,4895
KZ436	Dr Nkosazana Zuma Municipality LINDA LINDILENI EVELYN	AMAKUZA S1 UNDERBERG KZN	50	1,4346	15	71,73	10,7595	82,4895
KZ436	Dr Nkosazana Zuma Municipality MNGUNI COSHI THOLANI	AMAKUZA S1 UNDERBERG KZN	50	1,4346	15	71,73	10,7595	82,4895
KZ436	Dr Nkosazana Zuma Municipality NZIMANDE ZETHU	AMAKUZA S1 UNDERBERG KZN	50	1,4346	15	71,73	10,7595	82,4895
KZ436	Dr Nkosazana Zuma Municipality MNGUNI NONHLANHLA EUNICE	AMAKUZA S1 UNDERBERG KZN	50	1,4346	15	71,73	10,7595	82,4895
KZ436	Dr Nkosazana Zuma Municipality MNGUNI THOKOZANI JABULILE	AMAKUZA S1 UNDERBERG KZN	50	1,4346	15	71,73	10,7595	82,4895
KZ436	Dr Nkosazana Zuma Municipality JOLI NOMBISO TERESSA	AMAKUZA S1 UNDERBERG KZN	50	1,4346	15	71,73	10,7595	82,4895
KZ436	Dr Nkosazana Zuma Municipality CEBEKHULU GUGU BAFIKILE	AMAKUZA S1 UNDERBERG KZN	50	1,4346	15	71,73	10,7595	82,4895
KZ436	Dr Nkosazana Zuma Municipality ZUMA PRINCES BONISILE	AMAKUZA S1 UNDERBERG KZN	50	1,4346	15	71,73	10,7595	82,4895
KZ436	Dr Nkosazana Zuma Municipality ZUMA NOMATHEMBA HOMISTA	AMAKUZA S1 UNDERBERG KZN	50	1,4346	15	71,73	10,7595	82,4895
KZ436	Dr Nkosazana Zuma Municipality MBATHA SIZENI MAGAGRET	AMAKUZA S1 UNDERBERG KZN	50	1,4346	15	71,73	10,7595	82,4895
KZ436	Dr Nkosazana Zuma Municipality MNGUNI CATHERINE LETHIWE	AMAKUZA S1 UNDERBERG KZN	50	1,4346	15	71,73	10,7595	82,4895
KZ436	Dr Nkosazana Zuma Municipality CEBEKHULU THENJIWE SLYVIA	AMAKUZA S1 UNDERBERG KZN	50	1,4346	15	71,73	10,7595	82,4895
KZ436	Dr Nkosazana Zuma Municipality LANGA NOMAGUGU STEPHINIA	AMAKUZA UNDERBURG KZN	50	1,4346	15	71,73	10,7595	82,4895
KZ436	Dr Nkosazana Zuma Municipality MTOLO CABANGANI		50	1,4346	15	71,73	10,7595	82,4895
KZ436	Dr Nkosazana Zuma Municipality KHATI NOMAYE	TRADITIONAL HOUSE	50	1,4346	15	71,73	10,7595	82,4895
KZ436	Dr Nkosazana Zuma Municipality SIHLEZANA DUMAZILE	EHLANE AREA	50	1,4346	15	71,73	10,7595	82,4895
KZ436	Dr Nkosazana Zuma Municipality MBANJWA PHILLIPINE IRENE	AMAKUZA UNDERBURG KZN	50	1,4346	15	71,73	10,7595	82,4895
KZ436	Dr Nkosazana Zuma Municipality SHEZI NOMABULAZI CATHRINE	AMAKHUZE UNDERBURG KZN	50	1,4346	15	71,73	10,7595	82,4895
KZ436	Dr Nkosazana Zuma Municipality DZANIBE NOMNIKELO	TRADITIONAL HOUSE	50	1,4346	15	71,73	10,7595	82,4895
KZ436	Dr Nkosazana Zuma Municipality LINDA RITA GABISILE	AMAKUZA S1 UNDERBERG KZN	50	1,4346	15	71,73	10,7595	82,4895
KZ436	Dr Nkosazana Zuma Municipality LINDA DUBULA NICHOLAS	AMAKUZA S1 UNDERBERG KZN	50	1,4346	15	71,73	10,7595	82,4895
KZ436	Dr Nkosazana Zuma Municipality MBANJWA FLORENCE NOKUTHULA	AMAKUZA UNDERBURG KZN	50	1,4346	15	71,73	10,7595	82,4895
KZ436	Dr Nkosazana Zuma Municipality MNCWABE GAVINI SIPHIWE	HLANGANANI	50	1,4346	15	71,73	10,7595	82,4895
KZ436	Dr Nkosazana Zuma Municipality MBANJWA PROTASIA ZANDILE	AMAKUZA S1 UNDERBERG KZN	50	1,4346	15	71,73	10,7595	82,4895
KZ436	Dr Nkosazana Zuma Municipality DLAMINI BALUNGILE MUNTU EUDA	AMAKUZA S1 UNDERBERG KZN	50	1,4346	15	71,73	10,7595	82,4895
KZ436	Dr Nkosazana Zuma Municipality DLAMINI MANGALISILE NOZUKA	AMAKUZA S1 UNDERBERG KZN	50	1,4346	15	71,73	10,7595	82,4895
KZ436	Dr Nkosazana Zuma Municipality KHUBONE LUNGISILE	AMAKUZA S1 UNDERBERG KZN	50	1,4346	15	71,73	10,7595	82,4895
KZ436	Dr Nkosazana Zuma Municipality LINDA NONHLANHLA	AMAKUZA S1 UNDERBERG KZN	50	1,4346	15	71,73	10,7595	82,4895
KZ436	Dr Nkosazana Zuma Municipality LINDA SELLY TSHEKILE	AMAKUZA S1 UNDERBERG KZN	50	1,4346	15	71,73	10,7595	82,4895
KZ436	Dr Nkosazana Zuma Municipality MTHEMBU DELANI KHAYALAKE	AMAKUZA S1 UNDERBERG KZN	50	1,4346	15	71,73	10,7595	82,4895
KZ436	Dr Nkosazana Zuma Municipality NYINDE BONISWE BEAUTY	AMAKHUZE UNDERBURG KZN	50	1,4346	15	71,73	10,7595	82,4895
KZ436	Dr Nkosazana Zuma Municipality LINDA MONDLI BUSANI	AMAKUZA S1 UNDERBERG KZN	50	1,4346	15	71,73	10,7595	82,4895
KZ436	Dr Nkosazana Zuma Municipality DLAMINI MBUYISELWA HENHRY	AMAKUZA S1 UNDERBERG KZN	50	1,4346	15	71,73	10,7595	82,4895
KZ436	Dr Nkosazana Zuma Municipality MBANJWA ERNEST LANGELIHLA	AMAKUZA S1 UNDERBERG KZN	50	1,4346	15	71,73	10,7595	82,4895
KZ436	Dr Nkosazana Zuma Municipality MNGUNI REGINA THOKOZILE	AMAKUZA S1 UNDERBERG KZN	50	1,4346	15	71,73	10,7595	82,4895
KZ436	Dr Nkosazana Zuma Municipality KUNENE NONHLANHLA ETHEL	AMAKUZA S1 UNDERBERG KZN	50	1,4346	15	71,73	10,7595	82,4895
KZ436	Dr Nkosazana Zuma Municipality NDLELA MDIDIYILI	HOUSE	50	1,4346	15	71,73	10,7595	82,4895
KZ436	Dr Nkosazana Zuma Municipality MNGUNI MCACISI	AMAKUZA S1 UNDERBERG KZN	50	1,4346	15	71,73	10,7595	82,4895
KZ436	Dr Nkosazana Zuma Municipality MBANJWA NONKULULEKO	AMAKUZA S1 UNDERBERG KZN	50	1,4346	15	71,73	10,7595	82,4895
KZ436	Dr Nkosazana Zuma Municipality MNGUNI BAYI CONSTANCE	AMAKUZA S1 UNDERBERG KZN	50	1,4346	15	71,73	10,7595	82,4895
KZ436	Dr Nkosazana Zuma Municipality MTOLO DORRIS	TRADITIONAL HOUSE	50	1,4346	15	71,73	10,7595	82,4895
KZ436	Dr Nkosazana Zuma Municipality MBANJWA NOBUHLE	AMAKUZA S1 UNDERBERG KZN	50	1,4346	15	71,73	10,7595	82,4895
KZ436	Dr Nkosazana Zuma Municipality MNGUNI SIMPHIWE LAWRENCE	AMAKUZA S1 UNDERBERG KZN	50	1,4346	15	71,73	10,7595	82,4895
KZ436	Dr Nkosazana Zuma Municipality MHLONGO NCAMISILE MAVIS	AMAKUZA S1 UNDERBERG KZN	50	1,4346	15	71,73	10,7595	82,4895
KZ436	Dr Nkosazana Zuma Municipality MNGUNI LINDENI NORA	AMAKHUZE UNDERBURG KZN	50	1,4346	15	71,73	10,7595	82,4895
KZ436	Dr Nkosazana Zuma Municipality MBANJWA GULAU	TRADITIONAL HOUSE	50	1,4346	15	71,73	10,7595	82,4895
KZ436	Dr Nkosazana Zuma Municipality MKHIZE FABIAN MTHOKOZISI	AMAKHUZE UNDERBURG KZN	50	1,4346	15	71,73	10,7595	82,4895
KZ436	Dr Nkosazana Zuma Municipality MBANJWA NTOMBIZINI DUDUZILE	AMAKUZA S1 UNDERBERG KZN	50	1,4346	15	71,73	10,7595	82,4895
KZ436	Dr Nkosazana Zuma Municipality PHUNGULA ZAKHELE	AMAKUZA S1 UNDERBERG KZN	50	1,4346	15	71,73	10,7595	82,4895
KZ436	Dr Nkosazana Zuma Municipality PHUNGULA THOKOZANI GRACIA	AMAKUZA S1 UNDERBERG KZN	50	1,4346	15	71,73	10,7595	82,4895
KZ436	Dr Nkosazana Zuma Municipality NTSHIZA MAKHOSI	AMAKUZA UNDERBURG KZN	50	1,4346	15	71,73	10,7595	82,4895
KZ436	Dr Nkosazana Zuma Municipality DLAMINI VUMILE	AMAKUZA S1 UNDERBERG KZN	50	1,4346	15	71,73	10,7595	82,4895
KZ436	Dr Nkosazana Zuma Municipality KUNENE BABONGILE MONICA	AMAKUZA S1 UNDERBERG KZN	50	1,4346	15	71,73	10,7595	82,4895
KZ436	Dr Nkosazana Zuma Municipality KUNENE WINILE PROTASIA	AMAKUZA S1 UNDERBERG KZN	50	1,4346	15	71,73	10,7595	82,4895
KZ436	Dr Nkosazana Zuma Municipality MLOTSHWA CATHERINE	Brick House	50	1,4346	15	71,73	10,7595	82,4895
KZ436	Dr Nkosazana Zuma Municipality MIYA SELINA NOLINDELA	AMAKUZA S1 UNDERBERG KZN	50	1,4346	15	71,73	10,7595	82,4895
KZ436	Dr Nkosazana Zuma Municipality MNGUNI MZONZIMA ERASMUS	AMAKUZA S1 UNDERBERG KZN	50	1,4346	15	71,73	10,7595	82,4895
KZ436	Dr Nkosazana Zuma Municipality KHUBONE GOODNESS THANDEKA	AMAKUZA S1 UNDERBERG KZN	50	1,4346	15	71,73	10,7595	82,4895
KZ436	Dr Nkosazana Zuma Municipality MNGUNI DUDUZILE PRAXEDIS	AMAKUZA S1 UNDERBERG KZN	50	1,4346	15	71,73	10,7595	82,4895
KZ436	Dr Nkosazana Zuma Municipality KUNENE LUNGELANI PATIENCE	AMAKUZA S1 UNDERBERG KZN	50	1,4346	15	71,73	10,7595	82,4895
KZ436	Dr Nkosazana Zuma Municipality NZIMANDE SANDILE	NKELABANTWANA BULWER KZN	50	1,4346	15	71,73	10,7595	82,4895
KZ436	Dr Nkosazana Zuma Municipality KHUBONE MZONGANI	AMAKUZA S1 UNDERBERG KZN	50	1,4346	15	71,73	10,7595	82,4895
KZ436	Dr Nkosazana Zuma Municipality KUNENE MHLANGAKHULA VITUS	AMAKUZA S1 UNDERBERG KZN	50	1,4346	15	71,73	10,7595	82,4895
KZ436	Dr Nkosazana Zuma Municipality KUNENE NOMAKWITI CORNELIA	AMAKUZA S1 UNDERBERG KZN	50	1,4346	15	71,73	10,7595	82,4895
KZ436	Dr Nkosazana Zuma Municipality ZONDI SIBONGILE	AMAKUZA S1 UNDERBERG KZN	50	1,4346	15	71,73	10,7595	82,4895
KZ436	Dr Nkosazana Zuma Municipality MNGUNI KWENZEKILE BRIDGET	AMAKUZA S1 UNDERBERG KZN	50	1,4346	15	71,73	10,7595	82,4895

KZ436	Dr Nkosazana Zuma Municipi	DLAMINI FIKILE WINNIEFRIDAH	AMAKUZA S1 UNDERBERG KZN	50	1,4346	15	71,73	10,7595	82,4895
KZ436	Dr Nkosazana Zuma Municipi	ZONDI FANIBANI	AMAKUZA S1 UNDERBERG KZN	50	1,4346	15	71,73	10,7595	82,4895
KZ436	Dr Nkosazana Zuma Municipi	MHLUNGU FIKILE PATRICIA	AMAKUZA S1 UNDERBERG KZN	50	1,4346	15	71,73	10,7595	82,4895
KZ436	Dr Nkosazana Zuma Municipi	ZUMA MLAMULI ALFRED	AMAKUZA S1 UNDERBERG KZN	50	1,4346	15	71,73	10,7595	82,4895
KZ436	Dr Nkosazana Zuma Municipi	KHUBONI THEMBANI GENEROSA	AMAKUZA S1 UNDERBERG KZN	50	1,4346	15	71,73	10,7595	82,4895
KZ436	Dr Nkosazana Zuma Municipi	DLAMINI MADLOTHO	AMAKUZA S1 UNDERBERG KZN	50	1,4346	15	71,73	10,7595	82,4895
KZ436	Dr Nkosazana Zuma Municipi	NKOMO ZOLEKA	Brick House	50	1,4346	15	71,73	10,7595	82,4895
KZ436	Dr Nkosazana Zuma Municipi	ZUMA CLEMENCIA	AMAKUZA S1 UNDERBERG KZN	50	1,4346	15	71,73	10,7595	82,4895
KZ436	Dr Nkosazana Zuma Municipi	DLAMINI THANDAZILE PATRICIA	AMAKUZA S1 UNDERBERG KZN	50	1,4346	15	71,73	10,7595	82,4895
KZ436	Dr Nkosazana Zuma Municipi	DLAMINI ZAKHE LIFE	AMAKUZA S1 UNDERBERG KZN	50	1,4346	15	71,73	10,7595	82,4895
KZ436	Dr Nkosazana Zuma Municipi	MNGUNI KOLISILE	AMAKUZA S1 UNDERBERG KZN	50	1,4346	15	71,73	10,7595	82,4895
KZ436	Dr Nkosazana Zuma Municipi	MAGOSO NOSIPHO PROTASIA	AMAKUZA S1 UNDERBERG KZN	50	1,4346	15	71,73	10,7595	82,4895
KZ436	Dr Nkosazana Zuma Municipi	MEMELA BATOKILE THERESSA	NOMANDLOVU DONNYBROOK	50	1,4346	15	71,73	10,7595	82,4895
KZ436	Dr Nkosazana Zuma Municipi	DLAMINI BHAZINI	AMAKUZA S1 UNDERBERG KZN	50	1,4346	15	71,73	10,7595	82,4895
KZ436	Dr Nkosazana Zuma Municipi	LINDA SIBANGANI ALEX	AMAKUZA S1 UNDERBERG KZN	50	1,4346	15	71,73	10,7595	82,4895
KZ436	Dr Nkosazana Zuma Municipi	DLADLA MAMIZA	NOMANDLOVU DONNYBROOK	50	1,4346	15	71,73	10,7595	82,4895
KZ436	Dr Nkosazana Zuma Municipi	LINDA ALBERT ZIMISE	AMAKUZA S1 UNDERBERG KZN	50	1,4346	15	71,73	10,7595	82,4895
KZ436	Dr Nkosazana Zuma Municipi	MNGUNI MBHEKENI DENNIS	AMAKUZA S1 UNDERBERG KZN	50	1,4346	15	71,73	10,7595	82,4895
KZ436	Dr Nkosazana Zuma Municipi	NCOBENI M	HOUSE	50	1,4346	15	71,73	10,7595	82,4895
KZ436	Dr Nkosazana Zuma Municipi	DLAMINI CONSTANCE DELISILE	AMAKUZA S1 UNDERBERG KZN	50	1,4346	15	71,73	10,7595	82,4895
KZ436	Dr Nkosazana Zuma Municipi	MNDALI HLEBEKILE KATHRINA	AMAKUZA UNDERBURG KZN	50	1,4346	15	71,73	10,7595	82,4895
KZ436	Dr Nkosazana Zuma Municipi	SOKHELA NANA	NOMANDLOVU DONNYBROOK	50	1,4346	15	71,73	10,7595	82,4895
KZ436	Dr Nkosazana Zuma Municipi	MNCWABE SILINDILE	SINKONKONKO UNDERBERG KZ	50	1,4346	15	71,73	10,7595	82,4895
KZ436	Dr Nkosazana Zuma Municipi	ZONDI BEAUTY	SINKONKONKO UNDERBERG KZ	50	1,4346	15	71,73	10,7595	82,4895
KZ436	Dr Nkosazana Zuma Municipi	MNTUNGWA BHEKINDODA PHILIP	AMAKUZA S1 UNDERBERG KZN	50	1,4346	15	71,73	10,7595	82,4895
KZ436	Dr Nkosazana Zuma Municipi	ZONDI MUZIWENKOSI	AMAKUZA S1 UNDERBERG KZN	50	1,4346	15	71,73	10,7595	82,4895
KZ436	Dr Nkosazana Zuma Municipi	BIYASE BHEKINHLANHLA PAULO	HLABENI S1 UNDERBERG KZN	50	1,4346	15	71,73	10,7595	82,4895
KZ436	Dr Nkosazana Zuma Municipi	DLAMINI BAFANA APPOLINARIS	AMAKUZA S1 UNDERBERG KZN	50	1,4346	15	71,73	10,7595	82,4895
KZ436	Dr Nkosazana Zuma Municipi	DLAMINI MANDISA POLITE	AMAKUZA S1 UNDERBERG KZN	50	1,4346	15	71,73	10,7595	82,4895
KZ436	Dr Nkosazana Zuma Municipi	DLAMINI NICHODEM DUMISANI	AMAKUZA S1 UNDERBERG KZN	50	1,4346	15	71,73	10,7595	82,4895
KZ436	Dr Nkosazana Zuma Municipi	NDLOVU NCAMSILE	SINKONKONKO UNDERBERG KZ	50	1,4346	15	71,73	10,7595	82,4895
KZ436	Dr Nkosazana Zuma Municipi	ZONDI ESLINA SALAWENZANI	AMAKUZA S1 UNDERBERG KZN	50	1,4346	15	71,73	10,7595	82,4895
KZ436	Dr Nkosazana Zuma Municipi	DUMA GRINETH	SINKONKONKO UNDERBERG KZ	50	1,4346	15	71,73	10,7595	82,4895
KZ436	Dr Nkosazana Zuma Municipi	KHUBONE HLELIPHI OCTAVIA	AMAKUZA S1 UNDERBERG KZN	50	1,4346	15	71,73	10,7595	82,4895
KZ436	Dr Nkosazana Zuma Municipi	WESSELS DONATOUS	SINKONKONKO UNDERBERG KZ	50	1,4346	15	71,73	10,7595	82,4895
KZ436	Dr Nkosazana Zuma Municipi	DLAMINI BUYISILE	AMAKUZA S1 UNDERBERG KZN	50	1,4346	15	71,73	10,7595	82,4895
KZ436	Dr Nkosazana Zuma Municipi	MHLUNGU ZUMKILE MARGARET	AMAKUZA S1 UNDERBERG KZN	50	1,4346	15	71,73	10,7595	82,4895
KZ436	Dr Nkosazana Zuma Municipi	ZONDI VAMSILE ELAZEBETH	AMAKUZA S1 UNDERBERG KZN	50	1,4346	15	71,73	10,7595	82,4895
KZ436	Dr Nkosazana Zuma Municipi	SHEZI MANDLAKAYISE THEOBALD	AMAKUZA UNDERBURG KZN	50	1,4346	15	71,73	10,7595	82,4895
KZ436	Dr Nkosazana Zuma Municipi	MBANJWA DELISIWE	PHAYINDANE	50	1,4346	15	71,73	10,7595	82,4895
KZ436	Dr Nkosazana Zuma Municipi	ZONDI BAYEKILE	AMAKUZA S1 UNDERBERG KZN	50	1,4346	15	71,73	10,7595	82,4895
KZ436	Dr Nkosazana Zuma Municipi	MHLONGO LINDIWE MATILDA	AMAKUZA S1 UNDERBERG KZN	50	1,4346	15	71,73	10,7595	82,4895
KZ436	Dr Nkosazana Zuma Municipi	BEKWA XABA MARIA SIBONGILE	SCHOOL	50	1,4346	15	71,73	10,7595	82,4895
KZ436	Dr Nkosazana Zuma Municipi	MQAMBELI BATRICE	TRADITIONAL HOUSE	50	1,4346	15	71,73	10,7595	82,4895
KZ436	Dr Nkosazana Zuma Municipi	DLAMINI NTOMBI ETHELDRETHA	AMAKUZA S1 UNDERBERG KZN	50	1,4346	15	71,73	10,7595	82,4895
KZ436	Dr Nkosazana Zuma Municipi	DLAMINI MATUTU LAIZAH	AMAKUZA S1 UNDERBERG KZN	50	1,4346	15	71,73	10,7595	82,4895
KZ436	Dr Nkosazana Zuma Municipi	DLAMINI FAKAZILE ANNA MARIA		50	1,4346	15	71,73	10,7595	82,4895
KZ436	Dr Nkosazana Zuma Municipi	GAMDE CABANGLE		50	1,4346	15	71,73	10,7595	82,4895
KZ436	Dr Nkosazana Zuma Municipi	PHUNGULA ZUZU TOBAIS	AMAKUZA S1 UNDERBERG KZN	50	1,4346	15	71,73	10,7595	82,4895
KZ436	Dr Nkosazana Zuma Municipi	DLAMINI LIZZIE PETRONELLA	AMAKUZA S1 UNDERBERG KZN	50	1,4346	15	71,73	10,7595	82,4895
KZ436	Dr Nkosazana Zuma Municipi	DLAMINI BUHLE	PHAYINDANE	50	1,4346	15	71,73	10,7595	82,4895
KZ436	Dr Nkosazana Zuma Municipi	MJWARA NOMBIKO NTOMBIYEMVI	PHAYINDANE	50	1,4346	15	71,73	10,7595	82,4895
KZ436	Dr Nkosazana Zuma Municipi	ZONDI ZENZILE TEGLAR	AMAKUZA S1 UNDERBERG KZN	50	1,4346	15	71,73	10,7595	82,4895
KZ436	Dr Nkosazana Zuma Municipi	MJWARA NOMVELO	PHAYINDANE	50	1,4346	15	71,73	10,7595	82,4895
KZ436	Dr Nkosazana Zuma Municipi	SOSIBO NOWAZI	PHAYINDANE	50	1,4346	15	71,73	10,7595	82,4895
KZ436	Dr Nkosazana Zuma Municipi	ZONDI SIBONGISENI PATRIC	AMAKUZA S1 UNDERBERG KZN	50	1,4346	15	71,73	10,7595	82,4895
KZ436	Dr Nkosazana Zuma Municipi	DLAMINI MTINJWA	TRADITIONAL HOUSE	50	1,4346	15	71,73	10,7595	82,4895
KZ436	Dr Nkosazana Zuma Municipi	SHEZI BALUNGILE	PHAYINDANE	50	1,4346	15	71,73	10,7595	82,4895
KZ436	Dr Nkosazana Zuma Municipi	ZONDI SIZAKELE	BHATINI	50	1,4346	15	71,73	10,7595	82,4895
KZ436	Dr Nkosazana Zuma Municipi	ZONDI NELISWE LUCIA	AMAKUZA S1 UNDERBERG KZN	50	1,4346	15	71,73	10,7595	82,4895
KZ436	Dr Nkosazana Zuma Municipi	KHUMALO R	HOUSE	50	1,4346	15	71,73	10,7595	82,4895
KZ436	Dr Nkosazana Zuma Municipi	MNCWABE MTUSENI DERRICK	TRADITIONAL HOUSE	50	1,4346	15	71,73	10,7595	82,4895
KZ436	Dr Nkosazana Zuma Municipi	SHEZI QONDENI	PHAYINDANE	50	1,4346	15	71,73	10,7595	82,4895
KZ436	Dr Nkosazana Zuma Municipi	KHUMALO MZONJANI	AMAKUZA S1 UNDERBERG KZN	50	1,4346	15	71,73	10,7595	82,4895
KZ436	Dr Nkosazana Zuma Municipi	KUNENE BAPHINDILE ROSALIA	AMAKUZA S1 UNDERBERG KZN	50	1,4346	15	71,73	10,7595	82,4895
KZ436	Dr Nkosazana Zuma Municipi	MBANJWA ZILUNGILE PRISCA	AMAKUZA S1 UNDERBERG KZN	50	1,4346	15	71,73	10,7595	82,4895
KZ436	Dr Nkosazana Zuma Municipi	ZONDI NOMATHAMSAQA	AMAKUZA S1 UNDERBERG KZN	50	1,4346	15	71,73	10,7595	82,4895
KZ436	Dr Nkosazana Zuma Municipi	KHUMALO DINGENI	AMAKUZA S1 UNDERBERG KZN	50	1,4346	15	71,73	10,7595	82,4895
KZ436	Dr Nkosazana Zuma Municipi	ZULU NOMAKESIXE	TRADITIONAL HOUSE	50	1,4346	15	71,73	10,7595	82,4895
KZ436	Dr Nkosazana Zuma Municipi	ZONDI PHILANI SINYAMFUZA	AMAKUZA S1 UNDERBERG KZN	50	1,4346	15	71,73	10,7595	82,4895
KZ436	Dr Nkosazana Zuma Municipi	MSHENGU RAPHEAL MBHEKISENI	AMAKUZA S1 UNDERBERG KZN	50	1,4346	15	71,73	10,7595	82,4895
KZ436	Dr Nkosazana Zuma Municipi	DLAMINI GODLIZWI ZAKHELE	AMAKUZA S1 UNDERBERG KZN	50	1,4346	15	71,73	10,7595	82,4895
KZ436	Dr Nkosazana Zuma Municipi	KHUMALO MKOTOSI JANEROSA	AMAKUZA S1 UNDERBERG KZN	50	1,4346	15	71,73	10,7595	82,4895
KZ436	Dr Nkosazana Zuma Municipi	ZONDI MABONA PETRUS	AMAKUZA S1 UNDERBERG KZN	50	1,4346	15	71,73	10,7595	82,4895
KZ436	Dr Nkosazana Zuma Municipi	ZONDI XOLISILE CATHERINE	AMAKUZA S1 UNDERBERG KZN	50	1,4346	15	71,73	10,7595	82,4895
KZ436	Dr Nkosazana Zuma Municipi	ZONDI SIPHAMANDLA INNOCENT	AMAKUZA S1 UNDERBERG KZN	50	1,4346	15	71,73	10,7595	82,4895
KZ436	Dr Nkosazana Zuma Municipi	ZIKODE ELSIE		50	1,4346	15	71,73	10,7595	82,4895
KZ436	Dr Nkosazana Zuma Municipi	DLAMINI THABISILE MAUREEN		50	1,4346	15	71,73	10,7595	82,4895
KZ436	Dr Nkosazana Zuma Municipi	DUMA PHILISWE THEODORAH	HOUSE	50	1,4346	15	71,73	10,7595	82,4895
KZ436	Dr Nkosazana Zuma Municipi	MJWARA COMARIA	QLASHE UNDERBURG KZN	50	1,4346	15	71,73	10,7595	82,4895
KZ436	Dr Nkosazana Zuma Municipi	DLAMINI NELISIVE SYLVASIA	AMAKUZA S1 UNDERBERG KZN	50	1,4346	15	71,73	10,7595	82,4895
KZ436	Dr Nkosazana Zuma Municipi	DLAMINI NOKUTHULA	AMAKUZA S1 UNDERBERG KZN	50	1,4346	15	71,73	10,7595	82,4895
KZ436	Dr Nkosazana Zuma Municipi	DLAMINI LUNGILE	AMAKUZA S1 UNDERBERG KZN	50	1,4346	15	71,73	10,7595	82,4895

KZ436	Dr Nkosazana Zuma Municipi	MNCWABE MZWELENI CORNELIUS	AMAKUZA S1 UNDERBERG KZN	50	1,4346	15	71,73	10,7595	82,4895
KZ436	Dr Nkosazana Zuma Municipi	ZONDI BEATOR FANISILE	AMAKUZA S1 UNDERBERG KZN	50	1,4346	15	71,73	10,7595	82,4895
KZ436	Dr Nkosazana Zuma Municipi	ZONDI GCINEPHI	AMAKUZA S1 UNDERBERG KZN	50	1,4346	15	71,73	10,7595	82,4895
KZ436	Dr Nkosazana Zuma Municipi	ZONDI GCINEPHI	AMAKUZA S1 UNDERBERG KZN	50	1,4346	15	71,73	10,7595	82,4895
KZ436	Dr Nkosazana Zuma Municipi	MDLANGATHI DUMISILE	AMAKUZA S1 UNDERBERG KZN	50	1,4346	15	71,73	10,7595	82,4895
KZ436	Dr Nkosazana Zuma Municipi	MDLANGATHI THEMBEKA	AMAKUZA S1 UNDERBERG KZN	50	1,4346	15	71,73	10,7595	82,4895
KZ436	Dr Nkosazana Zuma Municipi	SHEZI DELISILEL	QULASHE UNDERBURG KZN	50	1,4346	15	71,73	10,7595	82,4895
KZ436	Dr Nkosazana Zuma Municipi	LINDA THANDEKA	AMAKUZA S1 UNDERBERG KZN	50	1,4346	15	71,73	10,7595	82,4895
KZ436	Dr Nkosazana Zuma Municipi	ZONDI NOMBUSO	QULASHE UNDERBURG KZN	50	1,4346	15	71,73	10,7595	82,4895
KZ436	Dr Nkosazana Zuma Municipi	DLAMINI CEEM	AMAKUZA S1 UNDERBERG KZN	50	1,4346	15	71,73	10,7595	82,4895
KZ436	Dr Nkosazana Zuma Municipi	ZONDI SWELEKILE MAYVIS	AMAKUZA S1 UNDERBERG KZN	50	1,4346	15	71,73	10,7595	82,4895
KZ436	Dr Nkosazana Zuma Municipi	ZONDI ALEXIA THANDEKA	AMAKUZA S1 UNDERBERG KZN	50	1,4346	15	71,73	10,7595	82,4895
KZ436	Dr Nkosazana Zuma Municipi	MNTUNGWA MZIKABANI ERNEST	AMAKUZA S1 UNDERBERG KZN	50	1,4346	15	71,73	10,7595	82,4895
KZ436	Dr Nkosazana Zuma Municipi	KUNENE TUNUZA REGINA	AMAKUZA S1 UNDERBERG KZN	50	1,4346	15	71,73	10,7595	82,4895
KZ436	Dr Nkosazana Zuma Municipi	KUNENE DUMILE CYNTHIA	AMAKUZA S1 UNDERBERG KZN	50	1,4346	15	71,73	10,7595	82,4895
KZ436	Dr Nkosazana Zuma Municipi	NLANGISA THABISILE	AMAKUZA S1 UNDERBERG KZN	50	1,4346	15	71,73	10,7595	82,4895
KZ436	Dr Nkosazana Zuma Municipi	MTHEMBU THEMBEKILE MARGARE		50	1,4346	15	71,73	10,7595	82,4895
KZ436	Dr Nkosazana Zuma Municipi	PHOSWA SPHIWE	HLABENI S1 KZN OU	50	1,4346	15	71,73	10,7595	82,4895
KZ436	Dr Nkosazana Zuma Municipi	ZONDI PHEWANA	Brick House	50	1,4346	15	71,73	10,7595	82,4895
KZ436	Dr Nkosazana Zuma Municipi	NZIMANDE PREXEDIS BONISIWE	AMAKUZA S1 UNDERBERG KZN	50	1,4346	15	71,73	10,7595	82,4895
KZ436	Dr Nkosazana Zuma Municipi	CHIYA FLORENCE SEBENZILE	HLANGANANI S1 KZN OU	50	1,4346	15	71,73	10,7595	82,4895
KZ436	Dr Nkosazana Zuma Municipi	BEKWA TERRESA ZANELE	HLANGANANI S1 KZN OU	50	1,4346	15	71,73	10,7595	82,4895
KZ436	Dr Nkosazana Zuma Municipi	MZIMANDE KHOKANI LILIAN	AMAKUZA S1 UNDERBERG KZN	50	1,4346	15	71,73	10,7595	82,4895
KZ436	Dr Nkosazana Zuma Municipi	NZIMANDE NONDUDUZO	HLANGANANI S1 KZN OU	50	1,4346	15	71,73	10,7595	82,4895
KZ436	Dr Nkosazana Zuma Municipi	ZONDI DELISILE BEATRICE	AMAKUZA S1 UNDERBERG KZN	50	1,4346	15	71,73	10,7595	82,4895
KZ436	Dr Nkosazana Zuma Municipi	DLAMINI FIKILE PRISCA	AMAKUZA S1 UNDERBERG KZN	50	1,4346	15	71,73	10,7595	82,4895
KZ436	Dr Nkosazana Zuma Municipi	LINDA CABANGILE GLORIA	AMAKUZA S1 UNDERBERG KZN	50	1,4346	15	71,73	10,7595	82,4895
KZ436	Dr Nkosazana Zuma Municipi	DLAMINI LANDELENI BEATRICE	AMAKUZA S1 UNDERBERG KZN	50	1,4346	15	71,73	10,7595	82,4895
KZ436	Dr Nkosazana Zuma Municipi	XABA BALINDILE ROBINAH	AMAKUZA S1 UNDERBERG KZN	50	1,4346	15	71,73	10,7595	82,4895
KZ436	Dr Nkosazana Zuma Municipi	NLANGISA MABLE JABULILE	AMAKUZA S1 UNDERBERG KZN	50	1,4346	15	71,73	10,7595	82,4895
KZ436	Dr Nkosazana Zuma Municipi	SOSIBO BEAUTY THINATHI	AMAKUZA S1 UNDERBERG KZN	50	1,4346	15	71,73	10,7595	82,4895
KZ436	Dr Nkosazana Zuma Municipi	SHEZI BONGIWE MARGARET	AMAKUZA S1 UNDERBERG KZN	50	1,4346	15	71,73	10,7595	82,4895
KZ436	Dr Nkosazana Zuma Municipi	ZONDI SIZANI THULISILE	AMAKUZA S1 UNDERBERG KZN	50	1,4346	15	71,73	10,7595	82,4895
KZ436	Dr Nkosazana Zuma Municipi	ZUMA PROTASIA QUEEN	AMAKUZA S1 UNDERBERG KZN	50	1,4346	15	71,73	10,7595	82,4895
KZ436	Dr Nkosazana Zuma Municipi	KHUBONI THEMBEKILE SYLVASIA	AMAKUZA S1 UNDERBERG KZN	50	1,4346	15	71,73	10,7595	82,4895
KZ436	Dr Nkosazana Zuma Municipi	DLAMINI KHONONDILE CATHERINE	BETHLEHEM BULWER UNDERBE	50	1,4346	15	71,73	10,7595	82,4895
KZ436	Dr Nkosazana Zuma Municipi	DLAMINI SISENI OCTAVIA	AMAKUZA S1 UNDERBERG KZN	50	1,4346	15	71,73	10,7595	82,4895
KZ436	Dr Nkosazana Zuma Municipi	DLAMINI ZAMAZULU	AMAKUZA S1 UNDERBERG KZN	50	1,4346	15	71,73	10,7595	82,4895
KZ436	Dr Nkosazana Zuma Municipi	SIBISI THANDIWE VIVIEN	BETHLEHEM BULWER UNDERBE	50	1,4346	15	71,73	10,7595	82,4895
KZ436	Dr Nkosazana Zuma Municipi	JAMA THEMBANI	AMAKUZA S1 UNDERBERG KZN	50	1,4346	15	71,73	10,7595	82,4895
KZ436	Dr Nkosazana Zuma Municipi	PHOSWA PHUMLILE MAVIS	AMAKUZA S1 UNDERBERG KZN	50	1,4346	15	71,73	10,7595	82,4895
KZ436	Dr Nkosazana Zuma Municipi	PHUNGULA MABONGI THELEKILE	AMAKUZA UNDERBURG KZN	50	1,4346	15	71,73	10,7595	82,4895
KZ436	Dr Nkosazana Zuma Municipi	MADUMA SIZAKELE	TRADITIONAL HOUSE	50	1,4346	15	71,73	10,7595	82,4895
KZ436	Dr Nkosazana Zuma Municipi	NGUBO IDAH	HOUSE	50	1,4346	15	71,73	10,7595	82,4895
KZ436	Dr Nkosazana Zuma Municipi	MNCWABE NOKWENZIWA THERESA	AMAKUZA UNDERBURG KZN	50	1,4346	15	71,73	10,7595	82,4895
KZ436	Dr Nkosazana Zuma Municipi	NZIMANDE DAKAVANA	AMAKUZA UNDERBURG KZN	50	1,4346	15	71,73	10,7595	82,4895
KZ436	Dr Nkosazana Zuma Municipi	MIYA MANAZI EUGENIA	ENKELEBANTWANA IXOPO KZN	50	1,4346	15	71,73	10,7595	82,4895
KZ436	Dr Nkosazana Zuma Municipi	MAGUBANE SIFISO	AMAKUZA UNDERBURG KZN	50	1,4346	15	71,73	10,7595	82,4895
KZ436	Dr Nkosazana Zuma Municipi	MSIYA MAKHOSAZANA	TRADITIONAL HOUSE	50	1,4346	15	71,73	10,7595	82,4895
KZ436	Dr Nkosazana Zuma Municipi	SHOBA JOHN AMOS	AMAKUZA UNDERBURG KZN	50	1,4346	15	71,73	10,7595	82,4895
KZ436	Dr Nkosazana Zuma Municipi	MAPHANGA M	DWELLING	50	1,4346	15	71,73	10,7595	82,4895
KZ436	Dr Nkosazana Zuma Municipi	DLAMINI SIBONGISENI	AMAKUZA UNDERBURG KZN	50	1,4346	15	71,73	10,7595	82,4895
KZ436	Dr Nkosazana Zuma Municipi	TENZA NOPHOSISA	NOMANDLOVU DONNYBROOK	50	1,4346	15	71,73	10,7595	82,4895
KZ436	Dr Nkosazana Zuma Municipi	MBHELE NOMUZA MUKE	AMAKUZA UNDERBURG KZN	50	1,4346	15	71,73	10,7595	82,4895
KZ436	Dr Nkosazana Zuma Municipi	TSHEZI NOMBULELO CLAUELIA	AMAKUZA UNDERBURG KZN	50	1,4346	15	71,73	10,7595	82,4895
KZ436	Dr Nkosazana Zuma Municipi	ZONDI THEMBINKOSI JOSEPH	AMAKUZA UNDERBURG KZN	50	1,4346	15	71,73	10,7595	82,4895
KZ436	Dr Nkosazana Zuma Municipi	NCOBENI BEKUYISE BANABAS	AMAKUZA UNDERBURG KZN	50	1,4346	15	71,73	10,7595	82,4895
KZ436	Dr Nkosazana Zuma Municipi	MAJOLA BUSISIWE	MQATSHENI UNDERBURG KZN	50	1,4346	15	71,73	10,7595	82,4895
KZ436	Dr Nkosazana Zuma Municipi	MBANJWA FIKILE	QULASHE UNDERBURG KZN	50	1,4346	15	71,73	10,7595	82,4895
KZ436	Dr Nkosazana Zuma Municipi	CHIYA THANDEKILE	TRADITIONAL HOUSE	50	1,4346	15	71,73	10,7595	82,4895
KZ436	Dr Nkosazana Zuma Municipi	MSWARA WINILE	QULASHE UNDERBURG KZN	50	1,4346	15	71,73	10,7595	82,4895
KZ436	Dr Nkosazana Zuma Municipi	SOSIBO MFANISENI	AMAKUZA UNDERBURG KZN	50	1,4346	15	71,73	10,7595	82,4895
KZ436	Dr Nkosazana Zuma Municipi	MAGOSO BUYISIWE		50	1,4346	15	71,73	10,7595	82,4895
KZ436	Dr Nkosazana Zuma Municipi	NCOBENI DUMISILE FRANCISCA	HLANGANANI S1 IXOPO CNC KZ	50	1,4346	15	71,73	10,7595	82,4895
KZ436	Dr Nkosazana Zuma Municipi	MKHIZE BONGEKILE	HLANGANANI S1 IXOPO CNC KZ	50	1,4346	15	71,73	10,7595	82,4895
KZ436	Dr Nkosazana Zuma Municipi	MADLALA BABONGILE SYLVESTER	HLANGANANI S1 IXOPO CNC KZ	50	1,4346	15	71,73	10,7595	82,4895
KZ436	Dr Nkosazana Zuma Municipi	MAKHANYA GCINILALA	TRADITIONAL HOUSE	50	1,4346	15	71,73	10,7595	82,4895
KZ436	Dr Nkosazana Zuma Municipi	MBANJWA MAQOSHI	TRADITIONAL HOUSE	50	1,4346	15	71,73	10,7595	82,4895
KZ436	Dr Nkosazana Zuma Municipi	JILI VALIPHATHWA MHLABA		50	1,4346	15	71,73	10,7595	82,4895
KZ436	Dr Nkosazana Zuma Municipi	MAPHANGA S	DWELLING	50	1,4346	15	71,73	10,7595	82,4895
KZ436	Dr Nkosazana Zuma Municipi	MNCWABE ZANZAMUHLE	Traditional house	50	1,4346	15	71,73	10,7595	82,4895
KZ436	Dr Nkosazana Zuma Municipi	GUMEDE DOMBI	TRADITIONAL HOUSE	50	1,4346	15	71,73	10,7595	82,4895
KZ436	Dr Nkosazana Zuma Municipi	SHEZI QONDILE PROTASIA	AMAKUZA UNDERBURG KZN	50	1,4346	15	71,73	10,7595	82,4895
KZ436	Dr Nkosazana Zuma Municipi	DLAMINI NORTHANDAZO FAITH	HLANGANANI S1 IXOPO KZN OL	50	1,4346	15	71,73	10,7595	82,4895
KZ436	Dr Nkosazana Zuma Municipi	SOSIBO MSHIYEMI JOHANNES		50	1,4346	15	71,73	10,7595	82,4895
KZ436	Dr Nkosazana Zuma Municipi	XABA BONGEKILE SYLVIA	HLANGANANI S1 IXOPO KZN OL	50	1,4346	15	71,73	10,7595	82,4895
KZ436	Dr Nkosazana Zuma Municipi	MEMELA PROTAS		50	1,4346	15	71,73	10,7595	82,4895
KZ436	Dr Nkosazana Zuma Municipi	XABA NOKUTHULA	TRADITIONAL HOUSE	50	1,4346	15	71,73	10,7595	82,4895
KZ436	Dr Nkosazana Zuma Municipi	XABA CYRIL MHLONIPHENI	HLANGANANI S1 IXOPO KZN OL	50	1,4346	15	71,73	10,7595	82,4895
KZ436	Dr Nkosazana Zuma Municipi	NCOBENI NOMPILO CYNTHIA	HLANGANANI S1 IXOPO KZN OL	50	1,4346	15	71,73	10,7595	82,4895
KZ436	Dr Nkosazana Zuma Municipi	MTOLO THEM BENI	QULASHE UNDERBURG KZN	50	1,4346	15	71,73	10,7595	82,4895
KZ436	Dr Nkosazana Zuma Municipi	SIMELANE THEMBI	XOSHEYAKHE ENKELEBANTWAN	50	1,4346	15	71,73	10,7595	82,4895
KZ436	Dr Nkosazana Zuma Municipi	MBANJWA PROTAS	TRADITIONAL HOUSE	50	1,4346	15	71,73	10,7595	82,4895

KZ436	Dr Nkosazana Zuma Municipi	SOSIBO FIHLANI	TRADITIONAL HOUSE	50	1,4346	15	71,73	10,7595	82,4895
KZ436	Dr Nkosazana Zuma Municipi	NDLOVU SIBONGILE MOLLY	XOSHEYAKHE ENKELEBANTWAN	50	1,4346	15	71,73	10,7595	82,4895
KZ436	Dr Nkosazana Zuma Municipi	NZIMANDE ZOLILE	QULASHE UNDERBURG KZN	50	1,4346	15	71,73	10,7595	82,4895
KZ436	Dr Nkosazana Zuma Municipi	KWABELA JABULANI	QUMENI BULWER	50	1,4346	15	71,73	10,7595	82,4895
KZ436	Dr Nkosazana Zuma Municipi	MBHELE SEBENZILE T	NKWEZELA BULWER KZN	50	1,4346	15	71,73	10,7595	82,4895
KZ436	Dr Nkosazana Zuma Municipi	SABELA MALIN	KILMUN S1 UNDERBERG KZN OI	50	1,4346	15	71,73	10,7595	82,4895
KZ436	Dr Nkosazana Zuma Municipi	MBANJWA MDOBI	KILMUN S1 UNDERBERG KZN OI	50	1,4346	15	71,73	10,7595	82,4895
KZ436	Dr Nkosazana Zuma Municipi	SABELA SITHEMBILE	KILMUN S1 UNDERBERG KZN OI	50	1,4346	15	71,73	10,7595	82,4895
KZ436	Dr Nkosazana Zuma Municipi	SOSIBO VICTUS	HOUSE	50	1,4346	15	71,73	10,7595	82,4895
KZ436	Dr Nkosazana Zuma Municipi	MBANJWA GLORIA	KILMUN S1 UNDERBERG KZN OI	50	1,4346	15	71,73	10,7595	82,4895
KZ436	Dr Nkosazana Zuma Municipi	MDLADLA HLABEKISILE	AMAKHUZE UNDERBERG KZN	50	1,4346	15	71,73	10,7595	82,4895
KZ436	Dr Nkosazana Zuma Municipi	DLAMINI NONHLANHLA ALOIS	HLANGANANI 3 CREIGHTON IXC	50	1,4346	15	71,73	10,7595	82,4895
KZ436	Dr Nkosazana Zuma Municipi	MTHEMBU NOZITHEMBISO PEARL	AMAKHUZE UNDERBERG KZN	50	1,4346	15	71,73	10,7595	82,4895
KZ436	Dr Nkosazana Zuma Municipi	MTHEMBU NANA ANNATORIA	AMAKHUZE UNDERBERG KZN	50	1,4346	15	71,73	10,7595	82,4895
KZ436	Dr Nkosazana Zuma Municipi	KHAWULA LOCORDA	KILMUN S1 UNDERBERG KZN OI	50	1,4346	15	71,73	10,7595	82,4895
KZ436	Dr Nkosazana Zuma Municipi	MBANJWA TATOKWAKHE	KILMUN S1 UNDERBERG KZN OI	50	1,4346	15	71,73	10,7595	82,4895
KZ436	Dr Nkosazana Zuma Municipi	NTSHIZA HLALELENI	KILMUN S1 UNDERBERG KZN OI	50	1,4346	15	71,73	10,7595	82,4895
KZ436	Dr Nkosazana Zuma Municipi	DLAMINI PRETTY NONHLANHLA	Nkwezele	50	1,4346	15	71,73	10,7595	82,4895
KZ436	Dr Nkosazana Zuma Municipi	MBANJWA LUNGELANI	KILMUN S1 UNDERBERG KZN OI	50	1,4346	15	71,73	10,7595	82,4895
KZ436	Dr Nkosazana Zuma Municipi	MFUGENI YOLI	Brick House	50	1,4346	15	71,73	10,7595	82,4895
KZ436	Dr Nkosazana Zuma Municipi	SABELA KHUPHUKILE	KILMUN S1 UNDERBERG KZN OI	50	1,4346	15	71,73	10,7595	82,4895
KZ436	Dr Nkosazana Zuma Municipi	SABELA ZANELE	KILMUN S1 UNDERBERG KZN OI	50	1,4346	15	71,73	10,7595	82,4895
KZ436	Dr Nkosazana Zuma Municipi	NTSHIZA HAWULENGWE	KILMUN S1 UNDERBERG KZN OI	50	1,4346	15	71,73	10,7595	82,4895
KZ436	Dr Nkosazana Zuma Municipi	DLAMINI VUMILE	KILMUN S1 UNDERBERG KZN OI	50	1,4346	15	71,73	10,7595	82,4895
KZ436	Dr Nkosazana Zuma Municipi	MBANJWA VUYISILE	KILMUN S1 UNDERBERG KZN OI	50	1,4346	15	71,73	10,7595	82,4895
KZ436	Dr Nkosazana Zuma Municipi	XABA KHESHIWE	KILMUN S1 UNDERBERG KZN OI	50	1,4346	15	71,73	10,7595	82,4895
KZ436	Dr Nkosazana Zuma Municipi	DLAMINI CELIWE		50	1,4346	15	71,73	10,7595	82,4895
KZ436	Dr Nkosazana Zuma Municipi	DLAMINI REGINALD SAMUKELO	PHAYINDANE	50	1,4346	15	71,73	10,7595	82,4895
KZ436	Dr Nkosazana Zuma Municipi	MCWABE LUNGILE	KILMUN S1 UNDERBERG KZN OI	50	1,4346	15	71,73	10,7595	82,4895
KZ436	Dr Nkosazana Zuma Municipi	ZONDI THEMBINKOSI JOSEPH	PHAYINDANE	50	1,4346	15	71,73	10,7595	82,4895
KZ436	Dr Nkosazana Zuma Municipi	DLAMINI THENJIWE ANNATOLIA	PHAYINDANE	50	1,4346	15	71,73	10,7595	82,4895
KZ436	Dr Nkosazana Zuma Municipi	MSIYA NTOMBIFUTHI	TRADITIONAL HOUSE	50	1,4346	15	71,73	10,7595	82,4895
KZ436	Dr Nkosazana Zuma Municipi	SABELA BONANI	KILMUN S1 UNDERBERG KZN OI	50	1,4346	15	71,73	10,7595	82,4895
KZ436	Dr Nkosazana Zuma Municipi	MTHEMBU EDGAR	Traditional house	50	1,4346	15	71,73	10,7595	82,4895
KZ436	Dr Nkosazana Zuma Municipi	SABELA MADLENKOZI	KILMUN S1 UNDERBERG KZN OI	50	1,4346	15	71,73	10,7595	82,4895
KZ436	Dr Nkosazana Zuma Municipi	PHUMGULA NONTSIKELELO DOMO	PHAYINDANE	50	1,4346	15	71,73	10,7595	82,4895
KZ436	Dr Nkosazana Zuma Municipi	MBANJWA PHILPINA NTOMBIFIKILE	PHAYINDANE	50	1,4346	15	71,73	10,7595	82,4895
KZ436	Dr Nkosazana Zuma Municipi	SABELA ZIMISE	KILMUN S1 UNDERBERG KZN OI	50	1,4346	15	71,73	10,7595	82,4895
KZ436	Dr Nkosazana Zuma Municipi	MBANJWA BATHINI	PHAYINDANE	50	1,4346	15	71,73	10,7595	82,4895
KZ436	Dr Nkosazana Zuma Municipi	SABELA STAFF MZOFAYO	KILMUN S1 UNDERBERG KZN OI	50	1,4346	15	71,73	10,7595	82,4895
KZ436	Dr Nkosazana Zuma Municipi	MBANJWA SHAIKE	KILMUN S1 UNDERBERG KZN OI	50	1,4346	15	71,73	10,7595	82,4895
KZ436	Dr Nkosazana Zuma Municipi	MAJOZI BHEKI PROTAS	EMAKHUZENI	50	1,4346	15	71,73	10,7595	82,4895
KZ436	Dr Nkosazana Zuma Municipi	KHANYILE TAKATILE	KILMUN S1 UNDERBERG KZN OI	50	1,4346	15	71,73	10,7595	82,4895
KZ436	Dr Nkosazana Zuma Municipi	DLAMINI MANDISA BEATRICE	AMAKUZA S1 UNDERBERG KZN	50	1,4346	15	71,73	10,7595	82,4895
KZ436	Dr Nkosazana Zuma Municipi	MYHEMBU GETRUDE D	NKWEZELA UNDERBERG KZN	50	1,4346	15	71,73	10,7595	82,4895
KZ436	Dr Nkosazana Zuma Municipi	NDLANGISA THANDIKILE CRESCENC	AMAKUZA S1 UNDERBERG KZN	50	1,4346	15	71,73	10,7595	82,4895
KZ436	Dr Nkosazana Zuma Municipi	SOSIBO LONTI	PHAYINDANE	50	1,4346	15	71,73	10,7595	82,4895
KZ436	Dr Nkosazana Zuma Municipi	MVELASE FUNEKILE SEPHRONIA	PHAYINDANE	50	1,4346	15	71,73	10,7595	82,4895
KZ436	Dr Nkosazana Zuma Municipi	JILI ERIC SIGWILI	TRADITIONAL HOUSE	50	1,4346	15	71,73	10,7595	82,4895
KZ436	Dr Nkosazana Zuma Municipi	MNGUNI THEMBENI ANNAMARIA	PHAYINDANE	50	1,4346	15	71,73	10,7595	82,4895
KZ436	Dr Nkosazana Zuma Municipi	DLAMINI SIZENI	PHAYINDANE	50	1,4346	15	71,73	10,7595	82,4895
KZ436	Dr Nkosazana Zuma Municipi	NZIMANDE PRINCECESS L	QUMENI BULWER	50	1,4346	15	71,73	10,7595	82,4895
KZ436	Dr Nkosazana Zuma Municipi	CABE PUTELENI	TRADITIONAL HOUSE	50	1,4346	15	71,73	10,7595	82,4895
KZ436	Dr Nkosazana Zuma Municipi	NZIMANDE THULANI	MASHAYILANGA UNDERBERG	50	1,4346	15	71,73	10,7595	82,4895
KZ436	Dr Nkosazana Zuma Municipi	LEHAS NTSOAKE ALOSIA	NKUMBA	50	1,4346	15	71,73	10,7595	82,4895
KZ436	Dr Nkosazana Zuma Municipi	DLAMINI NOMSA	AMAKHUZA S1 UNDERBERG KZI	50	1,4346	15	71,73	10,7595	82,4895
KZ436	Dr Nkosazana Zuma Municipi	MCHUNU DORIS	AMAKHUZA S1 UNDERBERG KZI	50	1,4346	15	71,73	10,7595	82,4895
KZ436	Dr Nkosazana Zuma Municipi	SOKHELA SHADELENI	SOKHELA LOCATION NEAR SOKI	50	1,4346	15	71,73	10,7595	82,4895
KZ436	Dr Nkosazana Zuma Municipi	GWALA FELIX	TRADITIONAL HOUSE	50	1,4346	15	71,73	10,7595	82,4895
KZ436	Dr Nkosazana Zuma Municipi	HLONGWANE P	DWELLING	50	1,4346	15	71,73	10,7595	82,4895
KZ436	Dr Nkosazana Zuma Municipi	NDLANDISA HLEKISILE	QULASHE UNDERBERG KZN	50	1,4346	15	71,73	10,7595	82,4895
KZ436	Dr Nkosazana Zuma Municipi	SOSIBO NOSIPHO GLORIA	AMAKHUZA S1 UNDERBERG KZI	50	1,4346	15	71,73	10,7595	82,4895
KZ436	Dr Nkosazana Zuma Municipi	DLAMINI MBHEKISENI ZIPI	AMAKHUZA S1 UNDERBERG KZI	50	1,4346	15	71,73	10,7595	82,4895
KZ436	Dr Nkosazana Zuma Municipi	DLANGISA ZIBONELE NHLANHLA	AMAKHUZA S1 UNDERBERG KZI	50	1,4346	15	71,73	10,7595	82,4895
KZ436	Dr Nkosazana Zuma Municipi	JACA NOKUPHIWA	AMAKHUZA S1 UNDERBERG KZI	50	1,4346	15	71,73	10,7595	82,4895
KZ436	Dr Nkosazana Zuma Municipi	NZIMANDE THEMBIKOSI	QULASHE UNDERBURG KZN	50	1,4346	15	71,73	10,7595	82,4895
KZ436	Dr Nkosazana Zuma Municipi	SOSIBO TUTU MAVIS		50	1,4346	15	71,73	10,7595	82,4895
KZ436	Dr Nkosazana Zuma Municipi	MNGUNI SIKHUMBUZO	NOMHOJANA UNDERBERG KZI	50	1,4346	15	71,73	10,7595	82,4895
KZ436	Dr Nkosazana Zuma Municipi	MBHELE THEMBENI	TRADITIONAL HOUSE	50	1,4346	15	71,73	10,7595	82,4895
KZ436	Dr Nkosazana Zuma Municipi	MJWARA MAVIS	QULASHE UNDERBURG KZN	50	1,4346	15	71,73	10,7595	82,4895
KZ436	Dr Nkosazana Zuma Municipi	DLAMINI NELISILE	EHLABENI BULWER KZN	50	1,4346	15	71,73	10,7595	82,4895
KZ436	Dr Nkosazana Zuma Municipi	PHUNGULA ADRIEAS	QULASHE UNDERBURG KZN	50	1,4346	15	71,73	10,7595	82,4895
KZ436	Dr Nkosazana Zuma Municipi	MJWARA ZINHLE GLADYS	AMAKHUZA S1 UNDERBERG KZI	50	1,4346	15	71,73	10,7595	82,4895
KZ436	Dr Nkosazana Zuma Municipi	CHILIZA NDABINGEHLELE MOSES	NKWEZELA	50	1,4346	15	71,73	10,7595	82,4895
KZ436	Dr Nkosazana Zuma Municipi	MTOLO NOKULUNGA CAMSILE	AMAKHUZA S1 UNDERBERG KZI	50	1,4346	15	71,73	10,7595	82,4895
KZ436	Dr Nkosazana Zuma Municipi	BUTHELEZI ELIZABETH NOBUHLE	AMAKHUZA S1 UNDERBERG KZI	50	1,4346	15	71,73	10,7595	82,4895
KZ436	Dr Nkosazana Zuma Municipi	MIYA PAULOS	TRADITIONAL HOUSE	50	1,4346	15	71,73	10,7595	82,4895
KZ436	Dr Nkosazana Zuma Municipi	KHAWULA DOLLY ZAMISILE	AMAKUZA UNDERBURG KZN	50	1,4346	15	71,73	10,7595	82,4895
KZ436	Dr Nkosazana Zuma Municipi	MTOLO ZIBUYILE	QULASHE UNDERBURG KZN	50	1,4346	15	71,73	10,7595	82,4895
KZ436	Dr Nkosazana Zuma Municipi	SOSIBO ZINHLE	AMAKHUZA S1 UNDERBERG KZI	50	1,4346	15	71,73	10,7595	82,4895
KZ436	Dr Nkosazana Zuma Municipi	ZACA CASHELENI GETRUDE	EHLABENI BULWER KZN	50	1,4346	15	71,73	10,7595	82,4895
KZ436	Dr Nkosazana Zuma Municipi	MTOLO XOLANI	AMAKHUZA S1 UNDERBERG KZI	50	1,4346	15	71,73	10,7595	82,4895
KZ436	Dr Nkosazana Zuma Municipi	SIBETHA BAQHELELE GLORIA	AMAKUZA UNDERBURG KZN	50	1,4346	15	71,73	10,7595	82,4895

KZ436	Dr Nkosazana Zuma Municipi	DHLAMINI NOKUTHULA DOREEN	HOUSE	50	1,4346	15	71,73	10,7595	82,4895
KZ436	Dr Nkosazana Zuma Municipi	RADEBE NONTOKOZO	QULASHE UNDERBURG KZN	50	1,4346	15	71,73	10,7595	82,4895
KZ436	Dr Nkosazana Zuma Municipi	NZIMANDE WANDILE PENWELL	EHLABENI BULWER KZN	50	1,4346	15	71,73	10,7595	82,4895
KZ436	Dr Nkosazana Zuma Municipi	MADE NTOMBIFIKILE	Traditional house	50	1,4346	15	71,73	10,7595	82,4895
KZ436	Dr Nkosazana Zuma Municipi	NGCOBO THEMBEKILE VIRGINIA	AMAKUZA UNDERBURG KZN	50	1,4346	15	71,73	10,7595	82,4895
KZ436	Dr Nkosazana Zuma Municipi	SHELEMBE ANGELINE THEMBEKILE	EMANGWANENI BULWER UND	50	1,4346	15	71,73	10,7595	82,4895
KZ436	Dr Nkosazana Zuma Municipi	KHUMALO P	HOUSE	50	1,4346	15	71,73	10,7595	82,4895
KZ436	Dr Nkosazana Zuma Municipi	DLAMINI SIYABOGNA E	EHLABENI BULWER KZN	50	1,4346	15	71,73	10,7595	82,4895
KZ436	Dr Nkosazana Zuma Municipi	NGCUNU HLENGIWE EUNICE	HLABENI UNDERBERG KZN OU	50	1,4346	15	71,73	10,7595	82,4895
KZ436	Dr Nkosazana Zuma Municipi	JACA BONGINKOSI	HLABENI UNDERBERG KZN OU	50	1,4346	15	71,73	10,7595	82,4895
KZ436	Dr Nkosazana Zuma Municipi	NGCEBELE NOMATHEMBA GAQILE	AMAKHUZE UNDERBURG KZN	50	1,4346	15	71,73	10,7595	82,4895
KZ436	Dr Nkosazana Zuma Municipi	NZIMANDE MANDLENKOSI	EHLABENI BULWER KZN	50	1,4346	15	71,73	10,7595	82,4895
KZ436	Dr Nkosazana Zuma Municipi	CHILUZA NTOMBIFUTHI	XOSHEYAKHE ENKELEBANTWAN	50	1,4346	15	71,73	10,7595	82,4895
KZ436	Dr Nkosazana Zuma Municipi	PHUNGULA ZIBANA	AMAKUZA UNDERBURG KZN	50	1,4346	15	71,73	10,7595	82,4895
KZ436	Dr Nkosazana Zuma Municipi	MBATHA SLINDILE	QULASHE UNDERBURG KZN	50	1,4346	15	71,73	10,7595	82,4895
KZ436	Dr Nkosazana Zuma Municipi	DLAMINI MVUMELENI	Traditional	50	1,4346	15	71,73	10,7595	82,4895
KZ436	Dr Nkosazana Zuma Municipi	MIYA MWANDILE	TRADITIONAL HOUSE	50	1,4346	15	71,73	10,7595	82,4895
KZ436	Dr Nkosazana Zuma Municipi	MDLADLA DANISILE	Traditional house	50	1,4346	15	71,73	10,7595	82,4895
KZ436	Dr Nkosazana Zuma Municipi	DLAMINI LINDUYISE BEATUS	EHLABENI BULWER KZN	50	1,4346	15	71,73	10,7595	82,4895
KZ436	Dr Nkosazana Zuma Municipi	NXELE PHETHENI	XOSHEYAKHE ENKELEBANTWAN	50	1,4346	15	71,73	10,7595	82,4895
KZ436	Dr Nkosazana Zuma Municipi	MBANJWA MZONGADI	QULASHE UNDERBURG KZN	50	1,4346	15	71,73	10,7595	82,4895
KZ436	Dr Nkosazana Zuma Municipi	RADEBE NOXOLO	QULASHE UNDERBURG KZN	50	1,4346	15	71,73	10,7595	82,4895
KZ436	Dr Nkosazana Zuma Municipi	ZONDI MAVIS HAWUKILE	AMAKUZA UNDERBURG KZN	50	1,4346	15	71,73	10,7595	82,4895
KZ436	Dr Nkosazana Zuma Municipi	MTOLO THEMBSILE ELIZABETH	AMAKUZA UNDERBURG KZN	50	1,4346	15	71,73	10,7595	82,4895
KZ436	Dr Nkosazana Zuma Municipi	SHABALALA SIPHO	TRADITIONAL HOUSE	50	1,4346	15	71,73	10,7595	82,4895
KZ436	Dr Nkosazana Zuma Municipi	MBANJWA UNGAPHIKINAYE	AMAKHUZE UNDERBURG KZN	50	1,4346	15	71,73	10,7595	82,4895
KZ436	Dr Nkosazana Zuma Municipi	BHENGU THOLISILE KELSO	AMAKHUZE UNDERBURG KZN	50	1,4346	15	71,73	10,7595	82,4895
KZ436	Dr Nkosazana Zuma Municipi	TSHEZI DOMPAS VINCENT	AMAKUZA UNDERBURG KZN	50	1,4346	15	71,73	10,7595	82,4895
KZ436	Dr Nkosazana Zuma Municipi	RADEBE NOMATHEMBA	HLANGANANI IXOPO KZN OU	50	1,4346	15	71,73	10,7595	82,4895
KZ436	Dr Nkosazana Zuma Municipi	MKIZE EUNICE	HLANGANANI S1 IXOPO KZN OL	50	1,4346	15	71,73	10,7595	82,4895
KZ436	Dr Nkosazana Zuma Municipi	SHABALALA THOKO GRIGORIA	EHLABENI BULWER KZN	50	1,4346	15	71,73	10,7595	82,4895
KZ436	Dr Nkosazana Zuma Municipi	MNGUNI PHUMULILE	AMAKUZA UNDERBURG KZN	50	1,4346	15	71,73	10,7595	82,4895
KZ436	Dr Nkosazana Zuma Municipi	CHIYA EUNICE ZIBUYILE		50	1,4346	15	71,73	10,7595	82,4895
KZ436	Dr Nkosazana Zuma Municipi	MAMPELE NTOMBKHAYA MARIET	AMAKUZA UNDERBURG KZN	50	1,4346	15	71,73	10,7595	82,4895
KZ436	Dr Nkosazana Zuma Municipi	MTHEMBU THOKO MAUREEN	EHLABENI BULWER KZN	50	1,4346	15	71,73	10,7595	82,4895
KZ436	Dr Nkosazana Zuma Municipi	ZULU MILDREDIS NOMFUNDO	TRADITIONAL HOUSE	50	1,4346	15	71,73	10,7595	82,4895
KZ436	Dr Nkosazana Zuma Municipi	NDABA QUKHU VITALIS	AMAKUZA UNDERBURG KZN	50	1,4346	15	71,73	10,7595	82,4895
KZ436	Dr Nkosazana Zuma Municipi	MNDALI PHUTHUMANI	AMAKUZA UNDERBURG KZN	50	1,4346	15	71,73	10,7595	82,4895
KZ436	Dr Nkosazana Zuma Municipi	MOTKOUNG CALTON MFANYANA	MQATSHENI UNDERBURG KZN	50	1,4346	15	71,73	10,7595	82,4895
KZ436	Dr Nkosazana Zuma Municipi	RADEBE BHEKEZAKHE	TRADITIONAL HOUSE	50	1,4346	15	71,73	10,7595	82,4895
KZ436	Dr Nkosazana Zuma Municipi	KESWA MILDRED FISANI	HLANGANANI S1 IXOPO KZN OL	50	1,4346	15	71,73	10,7595	82,4895
KZ436	Dr Nkosazana Zuma Municipi	PHUNGULA ZIMEPHI PAULINA	AMAKUZA UNDERBURG KZN	50	1,4346	15	71,73	10,7595	82,4895
KZ436	Dr Nkosazana Zuma Municipi	KHUBONI XOLANI	AMAKHUZE UNDERBURG KZN	50	1,4346	15	71,73	10,7595	82,4895
KZ436	Dr Nkosazana Zuma Municipi	SOSIBO BUSELAPHI FLORENCE	AMAKUZA UNDERBURG KZN	50	1,4346	15	71,73	10,7595	82,4895
KZ436	Dr Nkosazana Zuma Municipi	BENGU BUSELAPHI AGNES	AMAKUZA UNDERBURG KZN	50	1,4346	15	71,73	10,7595	82,4895
KZ436	Dr Nkosazana Zuma Municipi	DUMA JOSEPH	MQATSHENI UNDERBURG KZN	50	1,4346	15	71,73	10,7595	82,4895
KZ436	Dr Nkosazana Zuma Municipi	MLITWA DOLI BACUPHILE	AMAKUZA UNDERBURG KZN	50	1,4346	15	71,73	10,7595	82,4895
KZ436	Dr Nkosazana Zuma Municipi	SHOZI LETTICIA	TRADITIONAL HOUSE	50	1,4346	15	71,73	10,7595	82,4895
KZ436	Dr Nkosazana Zuma Municipi	MTOLO THOBILE	AMAKHUZE UNDERBURG KZN	50	1,4346	15	71,73	10,7595	82,4895
KZ436	Dr Nkosazana Zuma Municipi	BEKWA BONANGANI	TRADITIONAL HOUSE	50	1,4346	15	71,73	10,7595	82,4895
KZ436	Dr Nkosazana Zuma Municipi	PHUNGULA BUZELENI	AMAKUZA UNDERBURG KZN	50	1,4346	15	71,73	10,7595	82,4895
KZ436	Dr Nkosazana Zuma Municipi	DLAMINI GULUVA THOMAS	AMAKUZA UNDERBURG KZN	50	1,4346	15	71,73	10,7595	82,4895
KZ436	Dr Nkosazana Zuma Municipi	JACA JABU MAVIS	EHLABENI BULWER KZN	50	1,4346	15	71,73	10,7595	82,4895
KZ436	Dr Nkosazana Zuma Municipi	MBANJWA SIZAKELE CLARA	EHLABENI BULWER KZN	50	1,4346	15	71,73	10,7595	82,4895
KZ436	Dr Nkosazana Zuma Municipi	NDLOVU NOMAGUGU UNICE		50	1,4346	15	71,73	10,7595	82,4895
KZ436	Dr Nkosazana Zuma Municipi	MAGOSO THOKO	XOSHEYAKHE ENKELEBANTWAN	50	1,4346	15	71,73	10,7595	82,4895
KZ436	Dr Nkosazana Zuma Municipi	JILI FARAI	DAYISABULWERKZN	50	1,4346	15	71,73	10,7595	82,4895
KZ436	Dr Nkosazana Zuma Municipi	LUKHOZI SIBIZANI	XOSHEYAKHE ENKELEBANTWAN	50	1,4346	15	71,73	10,7595	82,4895
KZ436	Dr Nkosazana Zuma Municipi	MBOKAZI SABISILE	STEPMORE	50	1,4346	15	71,73	10,7595	82,4895
KZ436	Dr Nkosazana Zuma Municipi	MNGUNI VICTORIA PHILISIWE	AMAKHUZE UNDERBURG KZN	50	1,4346	15	71,73	10,7595	82,4895
KZ436	Dr Nkosazana Zuma Municipi	MJWARA SANAH	AMAKUZA UNDERBURG KZN	50	1,4346	15	71,73	10,7595	82,4895
KZ436	Dr Nkosazana Zuma Municipi	PHOSWA XOLANI NICHOLAS		50	1,4346	15	71,73	10,7595	82,4895
KZ436	Dr Nkosazana Zuma Municipi	MNGUNI THOMAS ZWENGANI	AMAKHUZE UNDERBURG KZN	50	1,4346	15	71,73	10,7595	82,4895
KZ436	Dr Nkosazana Zuma Municipi	MNGUNI ZIXHESHILE GLADYS	AMAKHUZE UNDERBURG KZN	50	1,4346	15	71,73	10,7595	82,4895
KZ436	Dr Nkosazana Zuma Municipi	DLAMINI SIPHO MQABULENI	EHLABENI BULWER KZN	50	1,4346	15	71,73	10,7595	82,4895
KZ436	Dr Nkosazana Zuma Municipi	XABA MPISHO	TRADITIONAL HOUSE	50	1,4346	15	71,73	10,7595	82,4895
KZ436	Dr Nkosazana Zuma Municipi	GAMBU ZAMA EUNICE	EHLABENI BULWER KZN	50	1,4346	15	71,73	10,7595	82,4895
KZ436	Dr Nkosazana Zuma Municipi	MJWARA NELISILE	MQATSHENI UNDERBURG KZN	50	1,4346	15	71,73	10,7595	82,4895
KZ436	Dr Nkosazana Zuma Municipi	NDLOVU M	HOUSE	50	1,4346	15	71,73	10,7595	82,4895
KZ436	Dr Nkosazana Zuma Municipi	GAMBU PHAKETHE GERTRUDE	EHLABENI BULWER KZN	50	1,4346	15	71,73	10,7595	82,4895
KZ436	Dr Nkosazana Zuma Municipi	MAGWENYANE LANDIWE	TRADITIONAL HOUSE	50	1,4346	15	71,73	10,7595	82,4895
KZ436	Dr Nkosazana Zuma Municipi	KHWELA NTOMBI	MQATSHENI UNDERBURG KZN	50	1,4346	15	71,73	10,7595	82,4895
KZ436	Dr Nkosazana Zuma Municipi	NDHLOVU REGINAH BOTSI	MQATSHENI UNDERBURG KZN	50	1,4346	15	71,73	10,7595	82,4895
KZ436	Dr Nkosazana Zuma Municipi	NGCOBO NOMAPULASI	EHLABENI BULWER KZN	50	1,4346	15	71,73	10,7595	82,4895
KZ436	Dr Nkosazana Zuma Municipi	NGCEMU GETRUDE	MQATSHENI UNDERBURG KZN	50	1,4346	15	71,73	10,7595	82,4895
KZ436	Dr Nkosazana Zuma Municipi	JACA NTOMBIFUTHI	EHLABENI BULWER KZN	50	1,4346	15	71,73	10,7595	82,4895
KZ436	Dr Nkosazana Zuma Municipi	MEMELA MUZIWANELE DENNIS	AMAKHUZE UNDERBURG KZN	50	1,4346	15	71,73	10,7595	82,4895
KZ436	Dr Nkosazana Zuma Municipi	MNXADI ZAZI	TRADITIONAL HOUSE	50	1,4346	15	71,73	10,7595	82,4895
KZ436	Dr Nkosazana Zuma Municipi	MEMELA ZINHLE ANNA	NKWEZELA BULWER KZN	50	1,4346	15	71,73	10,7595	82,4895
KZ436	Dr Nkosazana Zuma Municipi	DLAMINI NOMALOLI MFUSHANE	AMAKHUZE UNDERBURG KZN	50	1,4346	15	71,73	10,7595	82,4895
KZ436	Dr Nkosazana Zuma Municipi	NZIMANDE THOMAS SIYABONGA	AMAKHUZE UNDERBURG KZN	50	1,4346	15	71,73	10,7595	82,4895
KZ436	Dr Nkosazana Zuma Municipi	LUSWAZI NONHLANHLA JOYCE	Brick House	50	1,4346	15	71,73	10,7595	82,4895
KZ436	Dr Nkosazana Zuma Municipi	MNCWABE THOKOZILE	EHLABENI BULWER KZN	50	1,4346	15	71,73	10,7595	82,4895

KZ436 Dr Nkosazana Zuma Municipi KHUBONE VEZUMUSA
KZ436 Dr Nkosazana Zuma Municipi DLAMINI BAXOLILE
KZ436 Dr Nkosazana Zuma Municipi MOLEFE J

TRADITIONAL HOUSE
EHLABENI BULWER KZN
HOUSE

50	1,4346	15	71,73	10,7595	82,4895
50	1,4346	15	71,73	10,7595	82,4895
50	1,4346	15	71,73	10,7595	82,4895

0000079

THIRD QUARTER EXPENDITURE MANAGEMENT REPORT

EXPENDITURE MANAGEMENT REPORT FOR THIRD QUARTER 2022

AUTHOR : Chief Finance Officer (KMB)

FILE NUMBER

1ST Level : MANCO
2nd Level : Committee
3rd Level : Exco
4th Level : Council

PURPOSE

To report to the committee on the payments made during the Third quarter 2022

LEGISLATIVE FRAMEWORK

- MFMA Act NO .56 of 2003

BACKGROUND AND REASONING

The accounting officer of a municipality is responsible for the management of the expenditure of the municipality. The accounting officer must take all reasonable steps to ensure that the municipality has and maintains an effective system of expenditure control, including procedures for approval, authorisation, withdrawal and payments of funds

The accounting officer must also make sure that the municipality has and maintains a system of internal control in respect of creditors and payments, that payments by the municipality are made directly to the person to whom it is due unless agreed otherwise for reasons as may be prescribed, and that all money owing by the municipality be paid within 30 days of receiving the relevant invoice or statement, unless prescribed otherwise for certain categories of expenditure.

FINANCIAL IMPLICATIONS

No financial implications

STAFF IMPLICATIONS

No staff implications

ANNEXURES

- Payment listing DR Nkosazana Dlamini Zuma Municipality
- Top ten creditors
- Free Basic Electricity

RECOMMENDATIONS

That this report noted by the committee

DR NKOSAZANA DLAMINI ZUMA LOCAL MUNICIPALITY

LIST OF PAYMENTS MADE IN THE MONTH OF JANUARY 2022						
PAYMENT NUMBER	SUPPLIER NAME	DESCRIPTION	AMOUNT	DATE OF INVOICE	PAYMENT DATE	COMPLIANCE
701	Eskom Lot3 Smith Street MM	Electricity Statement for December 2021	1 553,49	2022/01/13	2022/01/17	YES
702	Shemuntu & Son's	Honey sucking service for old building, Municipal licensing, Corporate service, Creighton public toilets, Municipal house lot 87	48 300,00	2022/01/11	2022/01/17	YES
703	Eskom Creighton Streetlight	Electricity Statement for December 2021	10 523,66	2022/01/11	2022/12/24	YES
704	Eskom 187 Mackenzie Street	Electricity Statement for December 2021	10 901,11	2022/01/10	2022/01/10	YES
705	Eskom 131 street light	Electricity Statement for December 2021	7 962,90	2022/01/07	2022/01/10	YES
706	Eskom Himmville Post Office	Electricity Statement for December 2021	22 784,66	2022/01/10	2022/01/10	YES
707	Eskom 187 Mackenzie Street	Electricity Statement for December 2021	13 800,40	2022/01/06	2022/01/10	YES
708	Eskom 111 Streetlight Himeville	Electricity Statement for December 2021, January 2022	232,00	2022/01/24	2022/01/24	YES
709	Eskom Bulwer CSC	Electricity Statement for December 2021	13 996,68	2022/01/24	2022/01/24	YES
710	Eskom	Electricity Statement for December 2021	162,16	2022/01/24	2022/01/24	YES
712	Eskom Bulwer Art Centre	Electricity Statement for January 2022	6 983,87	2022/01/24	2022/01/24	YES
713	Eskom Lot3 Smith Street MM	Electricity Statement for January 2022	1 543,49	2022/01/24	2022/01/24	YES

0000023

LIST OF PAYMENTS MADE IN THE MONTH OF JANAUARY 2022									
PAYMENT NUMBER	SUPPLIER NAME	DESCRIPTION	AMOUNT	DATE OF INVOICE	PAYMENT DATE	COMPLIANCE			
714	Eskom Himeville area	Electricity Statement for January 2022	8 072,67	2022/01/24	2022/01/24	YES			
715	Eskom 187 Mackenzie Street	Electricity Statement for January 2022	2 256,83	2022/01/24	2022/01/24	YES			
716	Eskom 131 street light	Electricity Statement for January 2022	8 229,14	2022/01/24	2022/01/24	YES			
717	Eskom: 7235933938	Electricity Statement for January 2022	2 839,28	2022/01/24	2022/01/24	YES			
718	Eskom Himeville Pound	Electricity Statement for January 2022	51,05	2022/01/26	2022/02/01	YES			
719	Bulwer Library & Hall: 5241271066	Electricity Statement for January 2022	16 386,53	2022/01/26	2022/02/01	YES			
720	Eskom: 6521626228	Electricity Statement for January 2022	20 343,07	2022/01/26	2022/02/01	YES			
721	Eskom Bulwer taxi rank	Electricity Statement for January 2022	3 660,46	2022/01/24	2022/01/24	YES			
722	Lusted & Johnson	Procurement of Petrol for Himeville, Underberg and Creighton centres for brushcutter	5 716,70	2022/01/24	2022/02/01	YES			
723	Madoni Holdings(PTY)LTD	Procurement of wall, Pull-up and Windcheater banners	14 032,08	2022/01/24	2022/02/01	YES			
724	Auditor General	Audit fees: Sifiso Shongwe, Busisiwe Tshazi and Zainab Ebrahim	263 147,12	2022/01/24	2022/02/01	YES			
725	Underberg Veterinary Surgery cc	Medical Services for two horses Injured	3 350,53	2022/01/24	2022/02/01	YES			
726	InkabiBusiness Solutions (PTY)LTD	Moobile toilets hire for Mtshawazo Sportffied	13 200,00	2022/01/24	2022/02/01	YES			
727	Earlyworks 266 (PTY)LTD	Procurement of Rotatrim A4 80 gsm white mondi rim	23 000,00	2022/01/24	2022/02/01	YES			

LIST OF PAYMENTS MADE IN THE MONTH OF JANUARY 2022									
PAYMENT NUMBER	SUPPLIER NAME	DESCRIPTION	AMOUNT	DATE OF INVOICE	PAYMENT DATE	COMPLIANCE			
728	Underberg Forge	Procurement of door lockers for four Creighton Offices	2 408,84	2022/01/24	2022/02/01	YES			
729	Luvhed (PTY)LTD	Hire of tents, table, and chairs for Bongumusa training Marathon	1 600,00	2022/01/24	2022/02/01	YES			
730	Powervision Technology	January 2022 statement for Hosting services and SLA Support	23 807,00	2022/01/24	2022/02/01	YES			
731	Absolute Group	Procurement of chemical to treat pit toilets	4 134,00	2022/01/24	2022/02/01	YES			
732	Kemba Trading (Pty) Ltd	Energies Flood lights	28 960,00	2022/01/21	2022/02/01	YES			
733	Vanmark resources	Procurement of stationery for DR Nkosazana Dlamini Zuma Municipality	32 372,50	2022/01/21	2022/02/01	YES			
734	Greendoor Landscape Services PTY (LTD)	Provision for Horticulture management service statement for January 2022	29 756,25	2022/01/21	2022/02/01	YES			
735	Tunimart Travel Agency	Accommodation for Magoso, Mtolo, Zaca, Khumalo, Phoswa, Zamisa, Mazeka, Hadebe, Vezi, Chiliza, Z Dlamini, S Mngadi, J Radebe, Msomi, S Mbatha, Madlala, Magoso, Zulu and Mbhele	70 935,47	2022/01/24	2022/02/01	YES			
736	Harry Gwala District	Water Statement for December 2021	3 934,54	2022/01/17	2022/02/01	YES			
737	Kwezi & Samkelo (PTY) LTD	Renovation of Ngudwini hall cert 1	263 359,00	2022/01/21	2022/02/01	YES			

LIST OF PAYMENTS MADE IN THE MONTH OF JANUARY 2022										
PAYMENT NUMBER	SUPPLIER NAME	DESCRIPTION	AMOUNT	DATE OF INVOICE	PAYMENT DATE	COMPLIANCE				
738	Kwezi & Samkelo (PTY) LTD	Renovation of Mahwaqa hall cert2	82 739,78	2022/01/21	2022/02/01	YES				
739	Sibane Group JV Stoyi consulting	Construction of bulwer asphalt phase 7 retention payment	242 368,61	2022/01/21	2022/02/01	YES				
740	Lemalwa Trading	Construction of Creighton Sportfield certificate 4	373 228,29	2022/01/21	2022/02/01	YES				
741	Masakhekulunge Projects Managers	Construction of Creighton Sportfield certificate 6	92 000,00	2022/01/19	2022/02/01	YES				
742	BG Mazongolo construction	Construction of Cabazi Community hall certificate 2	235 065,62	2022/01/24	2022/02/01	YES				
743	BG Mazongolo construction	Construction of Sopholile Creche certificate 2	247 179,56	2022/01/24	2022/02/01	YES				
744	BG Mazongolo construction	Construction of Lubovana Creche certificate 2	246 057,62	2022/01/24	2022/02/01	YES				
745	BG Mazongolo construction	Construction of Nodeni Community hall certificate 2	226 475,12	2022/01/24	2022/02/01	YES				
746	Ntombizamatolo Lugongolo	attending APAC, RISK Management and Exco meetings	30 957,00	2022/01/26	2022/02/01	YES				
747	Abenkanyezi Construction and Kitchen	Supply & Delivery of Dictionaries for Dr Nkosazana Dlamini Zuma Municipality	43 980,00	2022/01/25	2022/02/01	YES				
748	Mkhonzeni Media Production (PTY)LTD	Catering for Disaster management advisory meeting	2 445,00	2022/01/24	2022/02/01	YES				
749	Mathutha Trading Enterprise	Supply and Delivery of Cleaning material for Dr Nkosazana Dlamini Zuma Municipality	17 360,00	2022/01/24	2022/02/01	YES				

LIST OF PAYMENTS MADE IN THE MONTH OF JANUARY 2022										
PAYMENT NUMBER	SUPPLIER NAME	DESCRIPTION	AMOUNT	DATE OF INVOICE	PAYMENT DATE	COMPLIANCE				
750	Patads Signs and Design	Procurement of 200 Disk holders	450,00	2022/01/24	2022/02/01	YES				
751	Double DM Trading & Projects	Procurement of PPE covid materail for Dr Nkosazana Dlamini Zuma Municipality	21 660,00	2022/01/24	2022/02/01	YES				
752	Mathutha Trading Enterprise	Supply and Delivery of Cleaning material for Dr Nkosazana Dlamini Zuma Municipality	55 465,00	2022/01/24	2022/02/01	YES				
753	Mamdente Trading (PTY)LTD	Catering for senior citizens sport day held on the 14th December 2021	2 300,00	2022/01/24	2022/02/01	YES				
754	Durban University of Technology	Bursary for Miss L Mtolo	11 200,00	2022/01/24	2022/02/01	YES				
755	Westwood Lodge	Accommodation for Mrs Caitlin Huxham at varsity college	76 750,00	2022/01/26	2022/02/01	YES				
756	Ayanda Mbanga	Advertising for maintenance for printing machine and IDP/Budget/PMS/SDF Framework	6 420,83	2022/01/21	2022/02/01	YES				
757	Sonasipho Projects and Events	Procurement of suitcase with wheel hard trolley	27 000,00	2022/01/24	2022/02/01	YES				
758	Lusted & Johnson	Procurement of Petrol for Donnybrook and Creighton centres for brushcutter	3 812,00	2022/01/21	2022/02/01	YES				
759	Ntshengula Trading Enterprise (PTY)LTD	Procurement of Plants and flowers for municipal parks	64 883,00	2022/01/21	2022/02/01	YES				

LIST OF PAYMENTS MADE IN THE MONTH OF JANUARY 2022						
PAYMENT NUMBER	SUPPLIER NAME	DESCRIPTION	AMOUNT	DATE OF INVOICE	PAYMENT DATE	COMPLIANCE
760	Welcony Investments (PTY)LTD	Procurement of smokey clear refuse bag	104 046,25	2022/01/21	2022/02/01	YES
761	ISITE Internet Solutions	Procurement of Laptop for Deputy Mayor's Personal Assistant: Ms Nokwanda Chule	17 120,75	2022/01/21	2022/02/01	YES
762	Bulwer & Donnybrook Taxi Association	transportation of senior citeziens to attend sport day	25 000,00	2022/01/21	2022/02/01	YES
763	Mhlabane Trading (PTY)LTY	Supply and Delivery of Disaster relief material for mattress, plastic sheets and blankets	29 400,00	2022/01/24	2022/02/01	YES
764	Sanke's Construction CC	catering for 16 days of activism held at creighton and catering for internal pound staff training	7 370,00	2022/01/24	2022/02/01	YES
6143	SALGA	SALGA KZN Provincial Conference attended by Cllr Sifiso Sydney Phoswa, Precious Sindisiwe Msomi, Kholeka Annecleta Radebe, Xolane Zamisa, Nkosiyezwe Cyprian Vezi	5 000,00	2022/01/03	2022/01/10	YES
6144	Nashua	Connectivity Charges, Rental for 2022/02, Business call SME LYE JAN 2022 Statement	51 679,30	2022/01/11	2022/01/17	YES
6146	The Don IRA Family	Rental Statement for January 2022, Water usage and Electricity usage for Himeville office	4 980,37	2022/01/10	2022/01/17	YES

00000038

LIST OF PAYMENTS MADE IN THE MONTH OF JANUARY 2022												
PAYMENT NUMBER	SUPPLIER NAME	DESCRIPTION	AMOUNT	DATE OF INVOICE	PAYMENT DATE	COMPLIANCE						
6147	Konica Minolta	Monthly Rental Statement for December 2021	126 550,43	2022/01/11	2022/01/17	YES						
6148	Compensation Commissioner	Compensation for Occupational injuries and Diseases	11 031,85	2022/01/10	2022/01/17	YES						
6149	Evaluation Enhance Property	Supplementary Roll statement December 2021, VRMS statement for December 2021	23 572,01	2022/01/10	2022/01/17	YES						
6150	Eskom: Free Basic Electricity	Electricity Statement for January 2022	106 833,80	2022/01/11	2022/01/17	YES						
6151	Tunimart Travel Agency	Accommodation for Mr Makhathini, Mr Dlamini and Mr Msomi	5 625,03	2022/01/11	2022/01/17	YES						
6152	Zemcebo Construction & Projects	Catering for 70 people attending disability dialogue at Bulwer hall on the 15th December 2021	6 650,00	2022/01/11	2022/01/17	YES						
6153	Ziphelele Planning & Environmental Consulta	Professional Fees phase 1 inception report for Bulwer town development	58 020,38	2022/01/10	2022/01/17	YES						
6154	Mlonja Trading	Supply and Delivery of refreshment for Fraud and Corruption workshop	6 327,50	2022/01/11	2022/01/17	YES						
6155	Enviroserv	Waste removal statement for Himeville transfer station November and December 2021	227 570,52	2022/01/10	2022/01/17	YES						
6156	SAPO Debtors Payment	Licensing of Municipal Vehicles	110 844,00	2022/01/13	2022/01/17	YES						
6157	Cash	Petty cash for registration of Municipal Vehicles	1 610,00	2022/01/10	2022/01/17	YES						

LIST OF PAYMENTS MADE IN THE MONTH OF JANUARY 2022						
PAYMENT NUMBER	SUPPLIER NAME	DESCRIPTION	AMOUNT	DATE OF INVOICE	PAYMENT DATE	COMPLIANCE
6158	Kerush's transport cc	Plant hire to clear Himeville transfer station	160 997,70	2022/01/10	2022/01/17	YES
6159	Umbono Wengomusa (PTY) LTD	Procurement of Trolley Mop Buckets	1 640,00	2022/01/11	2022/01/17	YES
6160	Ntshengula Trading Enterprise (PTY)LTD	Procurement of 17kg Washing Machine and 8. 2kg queen tumbe dry	92 880,00	2022/01/11	2022/01/17	YES
6161	Ukphumulela Trading	Suppl and Delivery of 100 steel drum 210 litre and Hire of Mobile toilets for Donnybrook parkhome centre	59 800,00	2022/01/13	2022/01/17	YES
6162	Dzivi Trading	Procurement of refreshment for Bongumusa training marathon	20 855,80	2022/01/13	2022/01/17	YES
6163	Underberg Forest Garden	Servicing of 20x Municipal brushcutter spak plug	13 271,00	2022/01/13	2022/01/17	YES
6164	Eye-geza Trading and Project	Hire of Mobile toilets at Nkwezela Sportfield	6 000,00	2022/01/13	2022/01/17	YES
6165	HETCA Trading	Catering for people attending 16 days of activism in ward 8	22 500,00	2022/01/13	2022/01/17	YES
6166	Gugube Holdings (PTY)LTD	Catering for 200 people attending 16 days of activism in Mtshawazo Sportfield	20 000,00	2022/01/13	2022/01/17	YES

LIST OF PAYMENTS MADE IN THE MONTH OF JANUARY 2022										
PAYMENT NUMBER	SUPPLIER NAME	DESCRIPTION	AMOUNT	DATE OF INVOICE	PAYMENT DATE	COMPLIANCE				
6167	Mhlongo Transcoin Security Service (PTY)LTD	Protection services for the Office of the speaker December 2021, January 2022, Protection of Municipal Office Building January 2022,	1 251 450,70	2022/01/12	2022/01/17	YES				
6168	Eskom: Sportfield Nkwezela	Electricity Statement for January 2022	3 658,55	2022/01/13	2022/01/17	YES				
6169	Eskom: Lot 68 West End Mngadi	Electricity Statement for January 2022	798,88	2022/01/13	2022/01/17	YES				
6170	Eskom Creighton Local Authority Activities	Electricity Statement for January 2022	3 206,03	2022/01/13	2022/01/17	YES				
6171	Eskom: Eskom Old Post Office	Electricity Statement for January 2022	2 189,59	2022/01/13	2022/01/17	YES				
6172	Eskom Municipal House Senzo	Electricity Statement for January 2022	2 812,11	2022/01/13	2022/01/17	YES				
6173	Eskom : 7220847783	Electricity Statement for January 2022	11 890,77	2022/01/13	2022/01/17	YES				
6174	Eskom: 5441662813	Electricity Statement for January 2022	4 655,67	2022/01/13	2022/01/17	YES				
6175	Eskom: Creighton Pound	Electricity Statement for January 2022	8 805,70	2022/01/13	2022/01/17	YES				
6176	Eskom: Eskom Health Committee Office Dlamini	Electricity Statement for January 2022	8 447,81	2022/01/13	2022/01/17	YES				
6177	MR KJ Webster	Refunding of overpayed Account to our rate Client	10 064,99	2022/01/14	2022/01/17	YES				
6178	Eskom 111 Streetlight Himeville	Electricity Statement for January 2022	6 977,95	2022/01/11	2022/01/17	YES				
6179	Thobile Magoso	Refunding for hall booking made in October 2021	905,00	2022/01/11	2022/01/17	YES				

0000091

LIST OF PAYMENTS MADE IN THE MONTH OF JANUARY 2022						
PAYMENT NUMBER	SUPPLIER NAME	DESCRIPTION	AMOUNT	DATE OF INVOICE	PAYMENT DATE	COMPLIANCE
765	SARS: PAYE	SARS: PAYE	801 855,14	2021/01/31	2021/01/31	YES
766	SARS: UIF	SARS: UIF	77 484,24	2021/01/31	2021/01/31	YES
767	SARS: SLF	SARS: SLF	55 835,50	2021/01/31	2021/01/31	YES
TOTAL			6 672 310,23			

N.P. Blose

Reviewed by: P Mtungwa

Signature: Signature: 

DR NKOSAZANA DLAMINI ZUMA LOCAL MUNICIPALITY

LIST OF PAYMENTS MADE IN THE MONTH OF FEBRUARY 2022

PAYMENT NUMBER	SUPPLIER NAME	DESCRIPTION	AMOUNT	DATE OF INVOICE	PAYMENT DATE	COMPLIANCE
801	Vuyokazi dusubana	Claim to attend APAC meeting	9 160,00	2022/02/08	2022/02/16	YES
802	Nomonde gedze	Claim to attend APAC meeting	5 725,00	2022/02/08	2022/02/16	YES
803	Ntombizamatolo lugongolo	Claim to attend APAC meeting	14 900,00	2022/02/08	2022/02/16	YES
804	The institute of risk management SA	Membership fee for Bongwe Jebe	1 869,00	2022/02/08	2022/02/16	YES
805	Eye-geza trading and project	Hiring of VIP toilets for Donnybrook Staff	29 000,00	2022/02/07	2022/02/16	YES
806	Peitermaritzburg power product	Procurement of poison for tree	1 001,65	2022/02/08	2022/02/16	YES
807	Ayanda mbanga	Advert for mid-year budget & Cancellation of Tender for fire Equipment	8 614,33	2022/02/08	2022/02/16	YES
808	Truvelo manufacturers	Calibration laser distance site	5 569,58	2022/02/08	2022/02/16	YES
809	Inside data	Laser print & mails for August, October, November and Courier charges for September & November	27 146,53	2022/02/11	2022/02/16	YES
810	Baketule trading enterprise	Procurement of laptop for R Sosibo	22 000,00	2022/02/08	2022/02/16	YES
811	Mkhonzeni media production	Supply and delivery of bottle water to Election of ward committees	13 500,00	2022/02/08	2022/02/16	YES
812	Sipho-Glad construction and general	Creighton Asphalt surfacing road phs6 cert4	401 824,38	2022/02/03	2022/02/16	YES
813	BG Mazongolo construction	Cabazi Comm. Hall cert3	292 533,78	2022/02/07	2022/02/16	YES
814	BG Mazongolo construction	Ndodeni Comm Hall cert3	291 069,25	2022/02/07	2022/02/16	YES
815	Mamdente trading (PTY) LTD	Supply and delivery of sanitizer & disposable hand towels	19 150,00	2022/02/07	2022/02/16	YES
816	Majiki construction and plant hire	Underberg town hall & creche cert8	1 056 026,60	2022/02/04	2022/02/16	YES
817	Lemalwa trading	Creighton sport centre cert5	619 388,51	2022/02/08	2022/02/16	YES
818	Ziphelele planning & environmental cons	Subdivision layout for Bulwer town	87 030,56	2022/02/08	2022/02/16	YES
819	2003 computers	Procurement of Laptop for Mr Q Ntshapha	14 603,85	2022/02/07	2022/02/16	YES
820	Vanmark Resources	Stationery for NDZ Municipality	61 208,75	2022/02/07	2022/02/16	YES

LIST OF PAYMENTS MADE IN THE MONTH OF FEBRUARY 2022						
PAYMENT NUMBER	SUPPLIER NAME	DESCRIPTION	AMOUNT	DATE OF INVOICE	PAYMENT DATE	COMPLIANCE
821	The Don Ira Family	Rental for Underberg Tourism office	4 932,48	2022/02/07	2022/02/16	YES
822	Nashua	Telephone charges for February	54 256,90	2022/02/07	2022/02/16	YES
823	Ukphumulela Trading	Supply and delivery of plaque for handover of Lubomvana Creche in ward 12	8 900,00	2022/02/07	2022/02/16	YES
824	Ikhenani Lethu	3 pole tent hired for community ward meetings	3 780,00	2022/02/07	2022/02/16	YES
825	Simiso Ngidi	Claim to attend APAC meeting	6 870,00	2022/02/02	2022/02/16	YES
826	Underberg and Himmeville Taxi owner	Transporting community to 16 days of activism	16 700,00	2022/02/07	2022/02/16	YES
827	Ikhenani Lethu	Drain septic tank at Jabulani community hall	10 000,00	2022/02/07	2022/02/16	YES
828	Ikhenani Lethu	Drain septic tank at Underberg taxi rank	15 000,00	2022/02/07	2022/02/16	YES
829	Vuka Nul (PTY)LTD	Platter for back to school campaign	17 054,00	2022/02/08	2022/02/16	YES
830	YKL Construction (PTY)LTD	Diagnosis and Assessment of Steam Train	29 845,58	2022/02/08	2022/02/16	YES
831	Splenda JV Nkonyeni	Greater Sandanazwe/Masamini phs4 cert4	47 933,32	2022/02/07	2022/02/16	YES
832	Splenda JV Nkonyeni	Greater Ngwangwane phs4 cert4	76 209,71	2022/02/07	2022/02/16	YES
833	Evaluation Enhance Property	Supplementary roll for February	23 572,01	2022/02/08	2022/02/16	YES
834	University of Johannesburg	Study assistant for Malibongwe Dlamini	20 990,00	2022/02/14	2022/02/16	YES
835	Masbonisanenisonke Trading	construction of Sukuma sakhe house in ward 12 cert.4	7 590,00	2022/02/08	2022/02/16	YES
836	Isibuko Development Planners	Beacon relocation certificate and Spatial Development framework	80 000,07	2022/02/08	2022/02/16	YES
837	Gugube Holdings (PTY)LTD	Finger lunch for Memorial service for Mr Mncwabe&Mr Zondi funeral	2 500,00	2022/02/07	2022/02/16	YES
838	Kuyenzeka Mawenza	Heavy duty doormat for libraries	16 500,00	2022/02/07	2022/02/16	YES
839	Ikhenani Lethu	Drain septic tank at Himeville animal pound	7 500,00	2022/02/07	2022/02/16	YES
840	Eskom: Eskom Health Commitee Office	Eskom February statement	3 414,38	2022/02/08	2022/02/16	YES

LIST OF PAYMENTS MADE IN THE MONTH OF FEBRUARY 2022						
PAYMENT NUMBER	SUPPLIER NAME	DESCRIPTION	AMOUNT	DATE OF INVOICE	PAYMENT DATE	COMPLIANCE
841	Bulwer Trading Store	Funeral support for Nyinde family, Hlela family, Msomi family, Dlamini family, Phoswa family and Madondo Family.	9 000,00	2022/02/08	2022/02/16	YES
842	RCN Engineering Consultants	Creighton asphalt road phase 6 Cert,4	45 356,00	2022/02/03	2022/02/16	YES
843	Splenda Nkonyeni Electrical JV	Greater Khukhulela/Nomagaga phs4 cert 4,Mjila/Creighton PH4 Cert4,Centocow/Hlabeni Ph4 cert.4,Gqumeni/Mqundekweni Ph4 cert4	167 945,26	2022/02/07	2022/02/16	YES
844	Tunimart Travel Agency	Accommodation For Mkhulise B, Memela M& Mbatha S	36 555,83	2022/02/08	2022/02/16	YES
845	Ashley Gonzalves	Claim to attend APAC meeting	19 421,14	2022/02/08	2022/02/16	YES
846	Chief Registrar of Deeds	Deeds Accounts	1 278,00	2022/02/08	2022/02/16	YES
847	Powervision Technology	Hired Tablets for Councillors	33 880,00	2022/02/08	2022/02/16	YES
848	Sanele Trading (PTY)LTD	Procurement of face protector for glass catting	5 000,00	2022/02/08	2022/02/16	YES
849	Mhlongo Transcoin Security Service (PT	Security service for February	1 184 980,70	2022/02/10	2022/02/16	YES
850	Lusted & Johnson	Procurement of petrol for Bulwer center, Creighton and Donnybrook center	5 812,85	2022/02/07	2022/02/16	YES
851	Eskom Lot 178 Himmeville Travel Agenc	Eskom December statement	5 884,96	2022/02/14	2022/02/16	YES
852	Eskom Underberg taxi rank	Eskom December statement	4 385,84	2022/02/08	2022/02/16	YES
853	Tunimart Travel Agency	Accomm for N.Wela, LB Hlengwa, NF Ngcobo, X Mkhize and NP Dlamini, PS Msomi, A Van Zyl, K Hadebe, Mthembu and Mbatha S and luch for councillors, Body guards and drivers	96 379,62	2022/02/07	2022/02/16	YES
854	Ngenzekile Construction and Projects	Maintenance for Municipal office cert1	143 488,00	2022/02/07	2022/02/17	YES
855	Matthew Francis inc	Disbursements : induna yakwa Bhidla & others	15 141,00	2022/02/08	2022/02/17	YES
856	Matthew Francis inc	Legal cos/induna yakwa Bhidla and others	34 385,00	2022/02/08	2022/02/17	YES

LIST OF PAYMENTS MADE IN THE MONTH OF FEBRUARY 2022						
PAYMENT NUMBER	SUPPLIER NAME	DESCRIPTION	AMOUNT	DATE OF INVOICE	PAYMENT DATE	COMPLIANCE
857	Lanrec (pty)ltd	Construction of Guard House certificate 1	44 460,00	2022/02/04	2022/02/17	YES
858	Matthew Francis inc	Legal cost / J GRIMWIS and disbursements	6 514,25	2022/02/08	2022/02/17	YES
859	Eskom : 7220847783	Electricity February statement	4 575,46	2022/02/12	2022/02/17	YES
860	Eskom	Electricity February statement	1 730,69	2022/02/08	2022/02/17	YES
861	Eskom: Eskom Old Post Office	Electricity February statement	1 701,09	2022/02/08	2022/02/17	YES
862	Eskom: Free Basic Electricity	FBE February statement	106 328,97	2022/02/08	2022/02/17	YES
863	Department of Art and culture	Payment for Book lost at Creighton Library	160,00	2022/02/08	2022/02/17	YES
864	Matthew Francis inc	Legal cost/J GRIMWIS and disbursements	58 733,50	2022/02/08	2022/02/17	YES
865	University of South Africa	Study assistance for Londi Mtolo	3 580,00	2022/02/16	2022/02/22	YES
866	University of South Africa	Study assistance for Alucia Van Zyl	24 275,00	2022/02/16	2022/02/22	YES
867	Mhlongo Transcoin Security Service (PT)	Security services VIP protection for clir Mtolo	66 470,00	2022/02/10	2022/02/22	YES
868	Masbonisanenisonke Trading	Sukuma sakhe house cert4 retention paid	6 919,00	2022/02/16	2022/02/22	YES
869	Southern Business Schol	Study assistance for Fika Khumalo	23 700,00	2022/02/16	2022/02/22	YES
870	Eskom Municipal House	Electricity February statement	327,96	2022/02/16	2022/02/22	YES
871	Varsity Collage: westville	Student bursary for Caitlin Peta Huxham	77 500,00	2022/02/16	2022/02/22	YES
872	Ayanda Mbanga	Advert for election of ward committees, fire fighting equipment and signage tender, appointment of panel of town planning consultants, funeral services tender, disaster relief material, electrification projects	56 226,54	2022/02/07	2022/02/22	YES
873	Liasa	Membership fee for Thandeka Gamede, Andile Ndimbovu, Nokuwela Miya, Thandeka Mlotshwa, Antoinette Madlala and Babongile Mncwabe	4 080,06	2022/02/08	2022/02/22	YES
874	Versatile Interiors	Office chair for O.B Mndaweni	3 479,00	2022/02/07	2022/02/22	YES

LIST OF PAYMENTS MADE IN THE MONTH OF FEBRUARY 2022						
PAYMENT NUMBER	SUPPLIER NAME	DESCRIPTION	AMOUNT	DATE OF INVOICE	PAYMENT DATE	COMPLIANCE
875	Konica Minolta	Rental for printing and photocopying machine	68 894,75	2022/02/07	2022/02/22	YES
876	Tunimart Travel Agency	Accommodation for 26 officials	197 730,52	2022/02/08	2022/02/22	YES
877	Centre for Municipal Asset Management	Annual national LG assets management indaba 2021	4 900,00	2021/02/17	2022/02/22	YES
878	H & B Equipment	Skid runner and plough bolt	1 469,15	2022/02/07	2022/02/07	YES
879	Underberg and Himmeville Taxi owner	Transporting learners to attend matric awards	7 000,00	2022/02/22	2022/02/28	YES
880	Abenkanyezi Construction and Kitchen	Hire of backup generator for matric awards	1 900,00	2022/02/22	2022/02/28	YES
881	Ihlakaniphile farming (pty)ltd	Procurement of laptop&Bag for Velani.Sosibo	23 450,00	2022/02/22	2022/02/28	YES
882	Ikhenani Lethu	Drainage of septic tank at Himeville offices	12 500,00	2022/02/22	2022/02/28	YES
883	Ayanda Mbanga	Advert for banking details and indigent	18 775,90	2022/02/22	2022/02/28	YES
884	BG Mazongolo Cnstruction CC	Construction of Sopholile creche/cert.3	235 183,39	2022/02/17	2022/02/28	YES
885	Powervision Technology	Dedicated hosting services and SLA support	23 807,00	2022/02/22	2022/02/28	YES
886	SALGA	SALGA national conference for 2022	24 000,00	2022/02/23	2022/02/28	YES
887	Abenkanyezi Construction and Kitchen	Hire of sound system for election of ward committees in ward 2	5 000,00	2022/02/22	2022/02/28	YES
888	Sikhwendle Contracting	Catering for matric awards	28 500,00	2022/02/22	2022/02/28	YES
889	Shemuntu & Son's	Drainage of septic tank in Creighton main building	13 800,00	2022/02/22	2022/02/28	YES
890	Abenkanyezi Construction and Kitchen	Supply and delivery of trophies and A4 certificates for Matric Awards	9 500,00	2022/02/22	2022/02/28	YES
891	Inqubeko (pty)ltd	Procurement of trolley mopping buckets	23 500,00	2022/02/22	2022/02/28	YES
892	K2021548433 (South Africa)	Promotional materials (stationery) for NDZ Libraries	29 045,00	2022/02/22	2022/02/28	YES
893	Senzakahle trading enterprise	Remove, supply and install new burglar guards in Municipal House (MM's House)	27 500,00	2022/02/22	2022/02/28	YES

LIST OF PAYMENTS MADE IN THE MONTH OF FEBRUARY 2022						
PAYMENT NUMBER	SUPPLIER NAME	DESCRIPTION	AMOUNT	DATE OF INVOICE	PAYMENT DATE	COMPLIANCE
895	Nqolobane technologies	Supply and delivery of antivirus software	69 000,00	2022/02/22	2022/02/28	YES
896	BG Mazongolo construction	Construction Lubomvana creche certificate,3	296 976,51		2022/02/28	YES
897	Lemalwa Trading	Construction of Creighton sport centre, cert6	596 473,57	2022/02/22	2022/02/28	YES
898	Inside data	Postage November 2021 statement	24 051,36	2022/02/23	2022/02/28	YES
899	Greendoor landscape services	Provision of horticulture management services february invoice	29 756,25	2022/02/21	2022/02/28	YES
8100	Enviroserve	Removal of waste from Himeville station	198 887,18	2022/02/21	2022/02/28	YES
8101	Mgamule Consulting	Ndodeni Comm Hall cert2	86 936,35	2022/02/22	2022/02/28	YES
8102	Mgamule Consulting	Consultant of Sopholile creche cert2	64 413,86	2022/02/17	2022/02/28	YES
8103	Xaba M.A	Tyre repairs of the municipality vehicle	5 265,00	2022/02/23	2022/02/28	YES
8104	Zaq Finance	GRAP25 actuarial valuations	24 150,00	2022/02/17	2022/02/28	YES
8105	Sinohydro Consultant (Pty) Ltd	Feasibility study for Landfill in Bulwer, licence application for closure of Bulwer waste disposal site & develop rehabilitation plan, feasibility study for Bulwer cemetery,	272 901,11	2022/02/22	2022/02/28	YES
		Laser print, mails for December & January, Courier charges for January and Postage special letter mailing		2022/02/23	2022/02/28	YES
8106	Inside data		38 632,05			
8107	Mgamule Consulting	Cabazi Community Hall cert2	64 413,86	2022/02/21	2022/02/28	YES
8108	Mgamule Consulting	Consultant of Lubomvana creche cert2	64 413,86	2022/02/17	2022/02/28	YES
		Petrol for brush cutters for the following centres, Bulwer, Himeville, Underberg, Bulwer csc, bulwer cemetery and Himeville site. Diesel for back up generator at Bulwer csc		2022/02/22	2022/02/28	YES
8109	Lusted & Johnson		17 756,40			

LIST OF PAYMENTS MADE IN THE MONTH OF FEBRUARY 2022						
PAYMENT NUMBER	SUPPLIER NAME	DESCRIPTION	AMOUNT	DATE OF INVOICE	PAYMENT DATE	COMPLIANCE
8110	Bulwer Trading Store	Funeral support for Kheswa family, Dlamini family, Tshangaza family, Maphanga family, Ngcobo family, Mndaweni family, Rudulu (Radebe) family, Nishele family, Zondi family, Shelembe family and Jama family	16 500,00	1912/01/27	2022/02/28	YES
8111	Ngcongco Z	Refund for Hall hire deposit	1 000,00	2022/02/24	2022/02/28	YES
8112	Tunimart Travel Agency	Accommodation for Mr SS Nzimande, speaker, chief whip, Mazeka, Dlamini, Nzimande S, cllr Hadebe, Vezi N, Chiliza S and Mbatha Sand lunch for OHS training	28 241,06	2022/02/22	2022/02/28	YES
8113	Eyethu 360 projects	Supply and delivery of steel shelving bay	17 500,00	2022/02/22	2022/02/28	YES
8114	Bulwer & Donnybrook Taxi Association	Transporting students to matric awards ceremony	36 000,00	2022/02/22	2022/02/28	YES
8115	Nari enterprise (pty)ltd	Stamp for ward councillors	7 800,00	2022/02/22	2022/02/28	YES
8116	Ayanda Mbanga	Advert for telephone management contract	7 352,17	2022/02/22	2022/02/28	YES
8118	SARS	Payrol Report	736 645,45	2022/02/25	2022/02/28	YES
8119	SARS - UIF	Payrol Report	75 782,10	2022/02/25	2022/02/28	YES
8120	SARS - SDL	Payrol Report	53 817,80	2022/02/25	2022/02/28	YES
8121	Eskom Creighton Streetlight	Electricity February statement	3 301,75	2022/02/21	2022/02/22	YES
8122	Eskom 187 Mackenzie Street	Electricity February statement	4 713,84	2022/02/21	2022/02/22	YES
8123	Eskom Himeville area	Electricity February statement	5 175,67	2022/02/21	2022/02/22	YES
8124	Eskom Bulwer taxi rank	Electricity February statement	3 117,51	2022/02/21	2022/02/22	YES
8125	Eskom Bulwer CSC	Electricity February statement	14 558,71	2022/02/21	2022/02/22	YES
8126	Eskom Bulwer Art Centre	Electricity February statement	6 091,77	2022/02/21	2022/02/22	YES
8127	Eskom Himmville Post Office	Electricity February statement	3 557,64	2022/02/21	2022/02/22	YES
8128	ESKOM	Electricity February statement	141,04	2022/02/21	2022/02/22	YES
8129	Eskom: Sportfield Nkwezela	Electricity February statement	3 214,29	2022/02/21	2022/02/22	YES
8130	ESKOM	Electricity February statement	2 981,32	2022/02/21	2022/02/22	YES
8131	Eskom Bulwer CSC	Electricity February statement	14 558,71	2022/02/21	2022/02/22	YES
	Petty cash	Petty cash	4 800,00			
	Total Payments		9 391 859,84			

LIST OF PAYMENTS MADE IN THE MONTH OF FEBRUARY 2022						
PAYMENT NUMBER	SUPPLIER NAME	DESCRIPTION	AMOUNT	DATE OF INVOICE	PAYMENT DATE	COMPLIANCE

N.P Blose
Signature: 

Reviewed by: P Mtungwa
Signature: 

DR NKOSAZANA DLAMINI ZUMA LOCAL MUNICIPALITY

LIST OF PAYMENTS MADE IN THE MONTH OF MARCH 2022

PAYMENT NUMBER	SUPPLIER NAME	DESCRIPTION	AMOUNT	DATE OF INVOICE	PAYMENT DATE	COMPLIANCE
901	Masakhekulunge Project Managers	Creighton sportfield cert6	138,042.16	2022/03/07	3/17/2022	YES
902	Shemuntu & Son's	Unblocking of sewerline at Creighton main office	10,350.00	2022/03/02	3/17/2022	YES
903	Mhlabane Trading (pty)lts	Catering for ward committee election (ward 15)	18,750.00	2022/03/02	3/17/2022	YES
904	Lemalwa Trading	Creighton sport centre cert7	1,191,196.71	2022/03/07	3/17/2022	YES
905	Double DM Trading & projects	Food parcel for-5 families due to Covid 19	11,977.50	2022/03/02	3/17/2022	YES
906	Mark Povall	Claim form for MPT meeting	7,634.00	2022/03/02	3/17/2022	YES
907	BG Mazongolo construction	Sopholile creche cert4	230,624.22	2022/03/02	3/17/2022	YES
908	Southern African Emergency Service Institution	Membership fee for fire fighters	2,760.00	2022/03/01	3/17/2022	YES
910	BG Mazongolo construction	Cabazi community hall cert 4	264,200.65	2022/03/07	3/17/2022	YES
911	Total Computer services	Licence and services fee for software	34,500.00	2022/03/02	3/17/2022	YES
912	Mhlongo Transcoin Security Service (pty)Ltd	NDZ security services for February	66,470.00	2022/02/18	3/17/2022	YES
913	BG Mazongolo construction	Ndodeni Community Hall cert4	269,598.18	2022/03/07	3/17/2022	YES
914	Management Integrity Evaluation	Verification of qualification	4,497.65	2022/03/01	3/17/2022	YES
915	BG Mazongolo construction	Lubomvana creche cert4	168,915.96	2022/03/07	3/17/2022	YES
916	Mkholwa Transport & Plant Hire	Drain septic tank - Bulwer community hall	17,250.00	2022/02/28	3/17/2022	YES
917	Kwezi & Samkelo (pty)ltd	Renovation of Ngudwini community hall cert2	122,026.45	2022/03/01	3/17/2022	YES
918	Mkholwa Transport & Plant Hire	Drainage of septic tank - Bulwer rank and Drainange of septic tank - Nkwezela library	25,875.00	2022/02/28	3/17/2022	YES
920	Kwezi & Samkelo (pty)ltd	Renovation of Magwaneni community hall cert2	63,792.03	2022/03/01	3/17/2022	YES
921	Mamdente trading (pty)ltd	Bar fridge for the Office of the speaker	3,800.00	2022/03/07	3/17/2022	YES
922	Lusted & Johnson	Petrol for Creighton centre	2,000.00	2022/03/07	3/17/2022	YES
923	Sanoluhle Trading & Projects	Catering services for rail tourism project steering committee & tent hire	4,300.00	2022/03/07	3/17/2022	YES

00000101

LIST OF PAYMENTS MADE IN THE MONTH OF MARCH 2022						
PAYMENT NUMBER	SUPPLIER NAME	DESCRIPTION	AMOUNT	DATE OF INVOICE	PAYMENT DATE	COMPLIANCE
924	Sipho-Glad Construction and General	Creighton asphalt surfacing road phase 6 cert5	660,013.75	2022/03/07	3/17/2022	YES
925	Zungawothi Trading&Project	Bottled water for awareness campaign	2,000.00	2022/03/07	3/17/2022	YES
927	Bulwer Trading Store	Funeral support for Molefe family, Majola family, sibiya family, Mjoli family, Mlonzi family, Zondo family, Dlamini family, Vunandlala family, Phoswa family and Makhanya family	15,000.00	2022/03/02	3/17/2022	YES
928	RCN Engineering Consultants	Creighton asphalt surfacing road phase 6 cert5	38,812.53	2022/03/07	3/17/2022	YES
929	Ziziyane Construction	Maintenance of Himeville sportfield cert3	89,693.10	2022/03/01	3/17/2022	YES
930	Eskom : 7220847783	Electricity March statement	5,754.74	2022/03/14	3/17/2022	YES
931	Buhlebezwe Trading (Pty) Ltd	Maintenance of Creighton hall cert5	16,164.33	2022/03/22	3/31/2022	YES
932	Eskom: Creighton Pound	Electricity March statement	5,683.51	2022/03/14	3/17/2022	YES
933	Eskom: Sportfield Nkwezela	Electricity March statement	3,103.74	2022/03/14	3/17/2022	YES
934	Eskom: Eskom Health Commitee Office	Electricity March statement	9,751.39	2022/03/14	3/17/2022	YES
935	Eskom: Eskom Old Post Office	Electricity March statement	1,896.30	2022/03/14	3/17/2022	YES
936	Lusted & Johnson	Petrol for parks and cemeteries, diesel for back-up generator - Creighton main office	3,900.00	2022/03/07	3/17/2022	YES
937	Bulwer Trading Store	Funeral support for Ntshangase family & Shezi family	3,000.00	2022/03/02	3/17/2022	YES
938	Eskom: Free Basic Electricity	Electricity March statement	103,191.06	2022/03/14	3/17/2022	YES
939	Eskom	Electricity March statement	3,273.57	2022/03/14	3/17/2022	YES
940	Eskom Lot 178 Himmeville Travel Agency	Electricity January statement	429.67	2022/03/02	3/17/2022	YES
941	Eskom:Municipal House Mzimela	Electricity March statement	9,308.69	2022/03/02	3/17/2022	YES
942	Eskom Underberg taxi rank	Electricity January statement	7,191.35	2022/03/11	3/17/2022	YES
943	Eskom Creighton local Authority Activities	Electricity March statement	10,842.07	2022/03/14	3/17/2022	YES
944	T.M and Z Trading	Catering services for scm training & catering for ward committee elections	23,800.00	2022/03/09	3/17/2022	YES

LIST OF PAYMENTS MADE IN THE MONTH OF MARCH 2022						
PAYMENT NUMBER	SUPPLIER NAME	DESCRIPTION	AMOUNT	DATE OF INVOICE	PAYMENT DATE	COMPLIANCE
946	Eskom: 6521626228	Electricity March statement	22,304.33	2022/03/15	3/17/2022	YES
947	Eskom: 5441662813	Electricity March statement	1,303.68	2022/03/14	3/17/2022	YES
948	Eskom: LOT 68 West end Mngadi	Electricity March statement	156.42	2022/03/14	3/17/2022	YES
949	Enviroserve	Removal of waste from Himeville station	202,014.39	2022/03/04	3/17/2022	YES
950	Conan Construction	Maintenance of gravel roads cert 2 (Ward 12,7- Gqumeni and ward 14 - Donnybrook)	304,439.50	2022/03/14	3/17/2022	YES
951	Vathisa Liquor Trading	Prepaid electricity for Creighton Centre (Maliyavuza)	2,500.00	2022/03/07	3/17/2022	YES
952	Sgqiki Trading	Catering for ward committee election (ward 05)	16,000.00	2022/03/07	3/17/2022	YES
953	Wize Books Logistics (Pty) Ltd	Bursary for Catlin Huxham	2,690.00	2022/03/15	3/17/2022	YES
954	Eyesizukulwane Trading	Protective clothing for PWBS staff	715,490.00	2022/03/08	3/17/2022	YES
955	UKZN	Bursary for Mr Suwedi Omar	44,580.00	2022/03/15	3/17/2022	YES
956	Mfwzman (Pty) Ltd	Catering for ward committee election (ward 04)	18,000.00	2022/03/09	3/17/2022	YES
957	Okwethu All Services	Disaster relief (30 Blankets, 30 Sponges & plastics sheeting)	28,700.00	2022/03/09	3/17/2022	YES
958	Phohlophohlo Trading	Catering for ward committee election (ward 03)	17,000.00	2022/03/09	3/17/2022	YES
959	Thawula Trading	Catering for LED, tourism investment summit	2,000.00	2022/03/09	3/17/2022	YES
960	Konica Minolta	Monthly rental for photocopying machine	74,415.64	2022/03/07	3/17/2022	YES
961	Igoda Project (Pty) Ltd	Greater Donnybrook phase4 cert3	18,225.20	2022/02/24	3/17/2022	YES
962	Igoda Project (Pty) Ltd	Greater Stepmore/Ridge phase4 cert3	15,582.00	2022/02/24	3/17/2022	YES
963	Igoda Project (Pty) Ltd	Greater Nhlanhleni/Goxhill phase4 cert3	5,035.60	2022/02/24	3/17/2022	YES
964	Igoda Project (Pty) Ltd	Greater Bulwer phase4 cert 3	20,765.32	2022/02/24	3/17/2022	YES
965	Igoda Project (Pty) Ltd	Greater Bhidla/Sizananjana phase4 cert3	10,247.19	2022/02/24	3/17/2022	YES
966	Tha Don Ira Family	Rental for tourism offices	4,859.10	2022/03/07	3/17/2022	YES
967	Igoda Project (Pty) Ltd	Greater Nkumba/Mangwaneni phase4 cert3	15,582.00	2022/02/24	3/17/2022	YES
968	Eye-geza Trading and Project	Hire of toilets for Donnybrook park-home	29,900.00	2022/03/09	3/17/2022	YES
969	Health KZN	Hire of 2 ambulance	3,940.00	2022/03/09	3/17/2022	YES

LIST OF PAYMENTS MADE IN THE MONTH OF MARCH 2022						
PAYMENT NUMBER	SUPPLIER NAME	DESCRIPTION	AMOUNT	DATE OF INVOICE	PAYMENT DATE	COMPLIANCE
970	Igoda Project (Pty) Ltd	Greater Amakhuza/Cabazi phase 4 cert4	17,639.97	2022/02/24	3/17/2022	YES
971	Dumisa Mvenya Trading Enterprise	Catering for ward committee election	15,000.00	2022/03/09	3/17/2022	YES
972	2003 Computers	Procurement of laptop and laptop bag for Miss BV Dlamini SCM Intern	20,951.85	2022/03/09	3/17/2022	YES
973	Kgolo Business Trust	Training for 35 councillors	92,575.00	2022/03/09	3/17/2022	YES
974	Ntando Company Trading (pty) Ltd	Renovation of Mwaneni hall cert1	225,275.00	2022/03/01	3/18/2022	YES
975	Ayanda Mbanga	Unclaimed animals, erratum: provision of telephones, extension of Himeville fencing, notice of roll inspection general valuation roll, extension of contract notice of intention to extend contract, servicing and repairs to the steam train, SMME's and agricultural supporting material	62,443.10	2022/03/08	3/17/2022	YES
976	SSSB Auto Glass	Glass replacement for municipal trailer	2,172.92	2022/03/14	3/17/2022	YES
977	Bulwer & Donnybrook Taxi Association	Transporting community to ward committee election	78,000.00	2022/03/02	3/17/2022	YES
978	Tunimart Travel Agency	Accomm for Sondezi SJ, Shabalala T, Radebe SA, Khubone NB, Van zyl A, Nxele M, Ngcobo S, Wela N, Hlangwa LB, Mkhize X, Ngcobo NF, Dlamini NP& Khumalo. Conference room	186,847.30	2022/03/02	3/17/2022	YES
979	Tunimart Travel Agency	Accomm for Van Zyl A, Msomi PS, Makhathini BO, Mahlanze MM, Makhathini Q, Zondi S, Vezi NC, S Dlamini, Hadebe KA	21,087.70	2022/03/08	3/17/2022	YES
980	Eyesizukulwane Trading	Construction of 2 ceptic tanks	120,966.60	2022/03/08	3/17/2022	YES

00000104

LIST OF PAYMENTS MADE IN THE MONTH OF MARCH 2022											
PAYMENT NUMBER	SUPPLIER NAME	DESCRIPTION	AMOUNT	DATE OF INVOICE	PAYMENT DATE	COMPLIANCE					
981	Mhlongo Transcoin Security Service (PTY)	NDZ Security services for March	1,387,820.00	2022/03/09	3/17/2022	YES					
982	Vuyokazi Dusubana	Claim for attending audit and performance meeting	11,450.00	2022/03/15	3/17/2022	YES					
983	Harry Gwala Distrity Municipality (water)	Water March statement	27,945.73	2022/03/16	3/17/2022	YES					
984	Samras Solvem Consulting	Support contract babk recon, debtors recon, valuation recon, project management, project admin	82,983.77	2022/03/10	3/17/2022	YES					
985	Nomende Gedze	Claim for attending audit and performance meeting	5,725.00	2022/03/14	3/17/2022	YES					
986	Simiso Ngidi	Claim for attending audit and performance meeting	11,450.00	2022/03/14	3/17/2022	YES					
987	Ashley Gonzalves	Claim for attending audit and performance meeting	15,645.00	2022/03/14	3/17/2022	YES					
988	Phindile Ndlovu	Claim for attending MTP meeting	6,552.00	2022/03/02	3/17/2022	YES					
989	Regent Business School	Financial support for N. Wela	28,350.00	2022/03/17	3/18/2022	YES					
990	S Coates Shirley	Refund of rate clarence certificate	1,931.82	2022/03/01	3/17/2022	YES					
991	23 Bayview House Trust	Transferring account of clarence certificate	1,983.10	2022/03/01	3/17/2022	YES					
992	Mrs JA Roders	Refund of rate clarence certificate	4,317.16	2022/03/01	3/17/2022	YES					
993	Eskom Creighton Streetlight	Electricity March statement	3,175.47	2022/03/17	3/18/2022	YES					
994	Masbonisanenisonke Trading and Projects	Catering for ward committee election	17,000.00	2022/02/22	3/17/2022	YES					
995	Conan Construction	Plant hire for maintenance of gravel road	945,280.00	2022/02/15	3/17/2022	YES					
996	Ngenzekile Construction & Projects	Fire Station equipment	49,680.00	2022/02/08	3/1/2022	YES					
997	Eskom 131 Street lights	Electricity February statement	8,228.23	2022/02/23	3/1/2022	YES					
998	Eskom 111 Streetlight Himeville	Electricity February statement	7,209.95	2022/02/23	3/1/2022	YES					
999	Eskom: 7235933938	Electricity February statement	2,839.28	2022/02/23	3/1/2022	YES					
9100	Bulwer Library & Hall: 5241271066	Electricity March statement	16,113.67	2022/03/01	3/1/2022	YES					
9101	Siqondile Trading	Catering Services for ward committee election (meeting ward 12)	18,000.00	2022/02/22	3/1/2022	YES					
9102	Mkhonzeni Media Productions (pty)ltd	Catering services for ward committee election (meeting ward 17)	13,430.00	2022/02/22	3/1/2022	YES					
9103	Sonasispho Projects	Catering for ward committee election (ward14)	18,000.00	2022/02/22	3/1/2022	YES					

LIST OF PAYMENTS MADE IN THE MONTH OF MARCH 2022

PAYMENT NUMBER	SUPPLIER NAME	DESCRIPTION	AMOUNT	DATE OF INVOICE	PAYMENT DATE	COMPLIANCE
9104	Senzy Trading Enterprise	Hire of tent, chairs, table and generator	3,950.00	2022/02/22	3/1/2022	YES
9105	Mazulukweni Trading & Construction (pty)ltd	Catering for ward committee election (ward 10)	18,000.00	2022/02/22	3/1/2022	YES
9106	Lisakhanyisa Projects	Catering for ward committee election (ward 09)	18,000.00	2022/02/22	3/1/2022	YES
9107	Hlumie & Azie Trading CC	140 Gift vouchers for back to school uniform	94,500.00	2022/02/18	3/1/2022	YES
9108	Ntshengula Trading Enterprise (pty)Ltd	10 waste Skip bins	455,193.00	2022/03/09	3/18/2022	YES
9109	Eskom Lot 178 Himmeville Travel Agency	Electricity March statement	5,705.05	2022/03/18	3/18/2022	YES
9110	Eskom Underberg taxi rank	Electricity March statement	13,043.17	2022/03/18	3/18/2022	YES
9111	SALGBC	Out standing Levies for bargaining council	528.80	2022/03/17	3/17/2022	YES
9112	Harry Gwala District	Water December statement & interest	59,295.08	2022/01/17	2/1/2022	YES
9113	Mhlabane Trading (pty)Lts	Cater for fraud and corruption workshop	28,700.00	2022/01/21	2/1/2022	YES
9114	Sizani DR Trading(pty)Ltd	Wet and dry vaccum, A1 frames	5,765.30	2022/01/24	2/1/2022	YES
9115	Eskom: Creighton Pound	Electricity February statement	6,323.11	2022/02/14	2/17/2022	YES
9116	Harry Gwala District	Water charges January Statement	27,444.33	2022/02/09	2/17/2022	YES
9117	Eskom: 6521626228	Electricity FebrUary statement	25,136.90	2022/02/14	2/17/2022	YES
9118	Inside data	Bulk postage January statements	24,072.72	2022/03/24	3/24/2022	YES
9119	Bulwer Library & Hall: 5241271066	Electricity March statement	15,687.52	2022/03/25	3/31/2022	YES
9120	Powervision Technology	Email hosting &SLA Support	23,807.00	2022/03/24	3/31/2022	YES
9121	Abenkanyezi Construction and Kitchen	Driving school training	97,300.00	2022/03/22	3/31/2022	YES
9122	Mphongolo Trading Enterprise	Catering for crafters attending training	7,200.00	2022/03/24	3/31/2022	YES
9123	Isite internet Solutions	Procurement of laptop, laptop bag & usb	21,122.97	2022/03/24	3/31/2022	YES
9124	Gugube Holdings(pty)Ltd	Catering for first aid training	10,500.00	2022/03/24	3/31/2022	YES
9125	Underberg and Himmeville Taxi owner	Transporting community to ward committee elections	19,500.00	2022/03/24	3/31/2022	YES
9126	Esethu Hopewell (pty)Ltd	Supply and delivery of 14 USB flash	6,300.00	2022/03/24	3/31/2022	YES

LIST OF PAYMENTS MADE IN THE MONTH OF MARCH 2022

PAYMENT NUMBER	SUPPLIER NAME	DESCRIPTION	AMOUNT	DATE OF INVOICE	PAYMENT DATE	COMPLIANCE
9127	Bulwer Trading Store	Funeral support for Tenza family	1,500.00	2022/03/24	3/31/2022	YES
9128	Sanoluhle trading and projects	Catering for ward committee election (ward 2)	16,000.00	2022/03/24	3/31/2022	YES
9129	Okwethu All Services	Supply and delivery of 100 scientific calculators	27,650.00	2022/03/24	3/31/2022	YES
9130	Eskom Himmville Post Office	Electricity March statement	5,071.74	2022/03/22	3/31/2022	YES
9131	Mwabani Projects (pty)lts	PVC window blinder for the office of the Deputy Mayor	5,500.00	2022/03/23	3/31/2022	YES
9132	Bidvest Waltons	Laptop for L Mhlophe IDP office	17,756.00	2022/03/23	3/31/2022	YES
9133	Miwaha Trees Harvesting and other projects	Platter for memorial service for NC Kati	1,950.00	2022/03/23	3/31/2022	YES
9134	PATADS Signs and Design	Chromadel metal banner for animal pound truck	1,650.00	2022/03/23	3/31/2022	YES
9135	Auditor General	Audit fees	221,699.84	2022/03/22	3/31/2022	YES
		Advert for municipal adjustment budget and sales of unclaimed animals		2022/03/23		YES
9136	Ayanda Mbanga		11,511.31		3/31/2022	
9137	Kuyenzeka Mawenza	Branded PPE for revenue unit	10,850.00	2022/03/24	3/31/2022	YES
9138	Abenkanyezi Construction and Kitchen	Hire of 2 pole tent & 2 babies	2,000.00	2022/03/24	3/31/2022	YES
9139	TV Mazeka Constnution	Catering for ward committee election (ward 07)	18,000.00	2022/03/24	3/31/2022	YES
9140	Mkholwa Transport & Plant Hire	Emptying of septic tank - Bulwer hall	14,375.00	2022/03/24	3/31/2022	YES
9141	Langangelihle General Trading and Projects	Mobile kitchen		2022/03/24		YES
9143	Lulama B Hlengwa	Re-imbursement for paying the fuel	77,865.96		3/31/2022	
		Generator hired for ward committee election (ward 03)	561.67	2022/03/28	3/31/2022	YES
9144	Sanoluhle trading and projects		800.00	2022/03/23	3/31/2022	YES
9145	Eskom Bulwer Art Centre	Electricity March statement	5,992.82	2022/03/22	3/31/2022	YES
9146	bpg mass appraisals	Project management	47,374.29	2022/03/24	3/31/2022	YES
9147	Ziphelele Planning & Environmental	Final draft subdivision layout & spluma application	150,852.98	2022/03/24		YES
9148	Eskom: Bulwer waste water package	Electricity March statement	2,609.40	2022/03/22	3/31/2022	YES
9149	Eskom	Electricity March statement	146.07	2022/03/22	3/31/2022	YES
9150	bpg mass appraisals	Project management	23,546.25	2022/03/18	3/31/2022	YES
9151	Eskom Bulwer taxi rank	Electricity March statement	3,190.72	2022/03/22	3/31/2022	YES
9152	University of Kwazulu Natal	Financial support for Mr Suwedi Omar	38,144.00	2022/03/25	3/31/2022	YES
9153	R and L Investment	Financial support for Mr Suwedi Omar (study material)	2,100.00	2022/03/25	3/31/2022	YES

LIST OF PAYMENTS MADE IN THE MONTH OF MARCH 2022

PAYMENT NUMBER	SUPPLIER NAME	DESCRIPTION	AMOUNT	DATE OF INVOICE	PAYMENT DATE	COMPLIANCE
9154	Splenda Nkonyeni Electrical	Greater Ngwangwane phase4 cert6	259,893.68	2022/03/18	3/31/2022	YES
9155	S A Post Office	licencing of municipal vehicles	30,564.00	2022/03/18	3/31/2022	YES
9156	Eskom 111 Streetlight Himeville	Electricity March statement	6,512.57	2022/03/23	3/31/2022	YES
9157	Eskom: 7235933938	Electricity March statement	2,564.22	2022/03/23	3/31/2022	YES
9158	Splenda Nkonyeni Electrical	Greater Gqumeni/Mqundekweni cert5	32,478.30	2022/03/18	3/31/2022	YES
9159	Eskom Himeville area	Electricity March statement	4,831.44	2022/03/22	3/31/2022	YES
9160	Eskom 187 Mackenzie Street	Electricity March statement	4,124.12	2022/03/22	3/31/2022	YES
9161	Splenda Nkonyeni Electrical	Greatr Centocow/Hlabeni cert6	248,390.56	2022/03/18	3/31/2022	YES
9162	Ayanda Mbanga	Subdivision of the remainder of Erf 411 Himeville	13,600.64	2022/03/24	3/31/2022	YES
9163	Lemalwe Trading	Creighton sport centre cert8	262,346.31	2022/03/23	3/31/2022	YES
9164	Splenda Nkonyeni Electrical	Greater Khukhulela/Nomagaga cert5	32,478.30	2022/03/18	3/31/2022	YES
9165	BG Mazongolo construction	Ndodeni community Hall cert5	202,450.23	2022/03/23	3/31/2022	YES
9166	Tunimart Travel Agency	Accomm for Cllr K. Hadebe, Gumedede B, Dlamini N, Sondezi J, Shabalala, Mayor Msomi, Cllr SS Phoswa, M Mzimela, P Mtungwa, Z Mlata, NC Vezzi, Wela N, Holiwe N, Dlamini Z Mngadi S, Radebe J, Nkandi B, MM's office officials and conference venue for strategic planning	175,664.13	2022/03/23	3/31/2022	YES
9167	Splenda Nkonyeni Electrical	Greater Sandanezwe/Masamini cert5	25,982.64	2022/03/18	3/31/2022	YES
9168	BG Mazongolo construction	Lubomvana creche certificate 5	138,089.80	2022/03/23	3/31/2022	YES
9169	Splenda Nkonyeni Electrical	Greater Centocow/Hlabeni cert5	32,478.30	2022/03/18	3/31/2022	YES
9170	Tunimart Travel Agency	Accomm for town planning department, Gumedede DB, Ngcobo SP,	29,028.93	2022/03/24	3/31/2022	YES
9171	Splenda Nkonyeni Electrical	Greater Mjila/Creighton phase4 cert4	32,478.30	2022/03/18	3/31/2022	YES
9172	Splenda Nkonyeni Electrical	Greater Ngwangwane phase4 cert5	32,478.30	2022/03/18	3/31/2022	YES
9173	Sipho-Glad Construction and General	Creighton asphalt road phase6 cert6	205,080.08	2022/02/23	3/31/2022	YES

LIST OF PAYMENTS MADE IN THE MONTH OF MARCH 2022						
PAYMENT NUMBER	SUPPLIER NAME	DESCRIPTION	AMOUNT	DATE OF INVOICE	PAYMENT DATE	COMPLIANCE
9174	Greendoor Landscape Services (pty)ltd	Prov of Horticulture Management services	29,756.25	2022/03/16	3/31/2022	YES
9175	Ngenezekile Construction Projects (pty) Ltd	Maintenance of municipal main building	221,885.80	2022/03/22	3/31/2022	YES
9176	BG Mazongolo construction	Cabazi community hall cert 5	198,342.32	2022/03/23	3/31/2022	YES
9177	BG Mazongolo construction	Sopholile creche cert5	138,045.82	2022/03/23	3/31/2022	YES
9178	Majiki Construction and Plant Hire	Underberg Town hall cert9 and retention	2,589,853.51	2022/03/18	3/31/2022	YES
9179	Ashley Gonzalves	Claim for attending performance assessment meeting	14,155.00	2022/03/18	3/31/2022	YES
9180	Lusted & Johnson	Petrol for Himeville and Underberg centres. Petrol for brush cutters for cemeteries parks	6,000.00	2022/03/23		YES
9181	Shearer Group	Sdangeni bridge&road cert1	786,689.01	2022/02/31	3/31/2022	YES
9182	Lusted & Johnson	Petrol for traffic trailer generator	2,105.00	2022/03/23	3/31/2022	YES
9183	Underberg Forge	Naylon for brush cutters	1,413.35	2022/03/24	3/31/2022	YES
9184	SARS: PAYE	Payroll report	736,752.90	2022/03/25	3/31/2022	YES
9185	SARS: UIF	Payroll report	75,500.44	2022/03/25	3/31/2022	YES
9186	SARS: SLF	Payroll report	54,611.46	2022/03/25	3/31/2022	YES
	TOTAL		17,098,982.36			

Prepared by: N. Radebe

Reviewed by: P Mtungwa


Signature: Signature: 

DR NKOSAZANA DLAMINI ZUMA LOCAL MUNICIPALITY		
HIGHEST PAID CREDITORS FOR THIRD QUARTER 2022		
SUPPLIER	DESCRIPTION	AMOUNT
Mhlongo Transcoin Security Services	NDZ security services for January, February, and March	3 957 191,40
Majiki Construction and Plant	Underberg Town hall & Creche and retention	3 645 880,11
BG Mazongolo construction	Sopholile creche, Cabazi community hall, Ndodeni community hall and Lubomvana Creche	3 510 718,23
Lemalwa Trading	Construction of Creighton sport centre certificate	2 780 287,08
SARS	Payroll report, PAYE, UIF & SDL	2 718 221,14
Sipho-Glad Construction and General	Creighton asphalt surfacing road phase 6	1 266 918,21
Conan Construction	Maintenance of gravel roads for ward 12&7 Gqumeni area, Ward 14 Donnybrook area	1 250 061,50
Splenda Nkonyeni Electrical JV	Greater Ngwangwane , Greater Ngqumeni/Mnqundekweni , Greater Centocow/Hlabeni , Greater Khukhulela/Nomagaga, Greater Sandanezwe/Masameni, greater Centocow/Hlabeni, greater Mjila/Creighton, Greater Ngwangwane	988 746,67
Eyesizukulwane Trading	Protective clothing for PWBS staff, Construction of 2 septic tank	836 456,60
Shearer Group	Sdangeni bridge&road	786 689,01
TOTAL		21 741 169,95

Prepared by: N.P. Blose

Reviewed by: P Mtungwa

Signature:



Signature:



FREE BASIC ELECTRICITY

MUNIC_CD	MUNICIPALITY	NAME	ADDRESS2	KWH_L	CLAIM_RAT	VAT_L	CLAIMED_	CLAIMED_	CLAIM_TOTAL
KZ436	Dr Nkosazana Zuma Municipi	NYOSI NOKUBONGA CLARICE	AMAKUZA UNDERBURG KZN	50	1,4346	15	71,73	10,7595	82,4895
KZ436	Dr Nkosazana Zuma Municipi	MAPHUMULO KULUMILE	TRADITIONAL HOUSE	50	1,4346	15	71,73	10,7595	82,4895
KZ436	Dr Nkosazana Zuma Municipi	NZIMANDE BONAKELE	EHLABENI BULWER KZN	50	1,4346	15	71,73	10,7595	82,4895
KZ436	Dr Nkosazana Zuma Municipi	PHUNGULA XOLISWA	EHLABENI BULWER KZN	50	1,4346	15	71,73	10,7595	82,4895
KZ436	Dr Nkosazana Zuma Municipi	KHWELA DUDUZILE	EHLABENI BULWER KZN	50	1,4346	15	71,73	10,7595	82,4895
KZ436	Dr Nkosazana Zuma Municipi	MBANJWA ZIBUYILE GERTRUDE	P O EMASAMENI IXOPO KZN	50	1,4346	15	71,73	10,7595	82,4895
KZ436	Dr Nkosazana Zuma Municipi	KHUMALO NCAMISILE	AMAKUZA UNDERBURG KZN	50	1,4346	15	71,73	10,7595	82,4895
KZ436	Dr Nkosazana Zuma Municipi	KHUBONE MALAFU	NKWEZELA BULWER KZN	50	1,4346	15	71,73	10,7595	82,4895
KZ436	Dr Nkosazana Zuma Municipi	CHAGWE THULASIZWE GAGU	AMAKUZA UNDERBURG KZN	50	1,4346	15	71,73	10,7595	82,4895
KZ436	Dr Nkosazana Zuma Municipi	NGUBANE SIBONGILE PATRICIA	AMAKUZA UNDERBURG KZN	50	1,4346	15	71,73	10,7595	82,4895
KZ436	Dr Nkosazana Zuma Municipi	PHUNGULA ADELAIDE	AMAKUZA UNDERBURG KZN	50	1,4346	15	71,73	10,7595	82,4895
KZ436	Dr Nkosazana Zuma Municipi	ZUMA THOLWAPHI ASTERIA	EHLABENI BULWER KZN	50	1,4346	15	71,73	10,7595	82,4895
KZ436	Dr Nkosazana Zuma Municipi	DLAMINI LUNGISANI MLUNGISI	AMAKUZA UNDERBURG KZN	50	1,4346	15	71,73	10,7595	82,4895
KZ436	Dr Nkosazana Zuma Municipi	PHUNGULA MABANDLA GILA	AMAKUZA UNDERBURG KZN	50	1,4346	15	71,73	10,7595	82,4895
KZ436	Dr Nkosazana Zuma Municipi	ZUMA SIPHIWE	EHLABENI BULWER KZN	50	1,4346	15	71,73	10,7595	82,4895
KZ436	Dr Nkosazana Zuma Municipi	MTOLO RUPHINAH	QULASHE UNDERBURG KZN	50	1,4346	15	71,73	10,7595	82,4895
KZ436	Dr Nkosazana Zuma Municipi	CHULE JABULISILE	Brick House	50	1,4346	15	71,73	10,7595	82,4895
KZ436	Dr Nkosazana Zuma Municipi	MADIBA BONAKELE	SOKHELA S1 IXOPO KZN OU	50	1,4346	15	71,73	10,7595	82,4895
KZ436	Dr Nkosazana Zuma Municipi	DLAMINI PHUMEPHI	AMAKUZA UNDERBURG KZN	50	1,4346	15	71,73	10,7595	82,4895
KZ436	Dr Nkosazana Zuma Municipi	NTULI SBONGILE MARY JANE	MQATSHENI S1 UNDERBERG KZ	50	1,4346	15	71,73	10,7595	82,4895
KZ436	Dr Nkosazana Zuma Municipi	MKHIZE MICHAEL	Brick House	50	1,4346	15	71,73	10,7595	82,4895
KZ436	Dr Nkosazana Zuma Municipi	SHOZI LETHIWE ROSEMARY	HLANGANANI S1 IXOPO KZN OL	50	1,4346	15	71,73	10,7595	82,4895
KZ436	Dr Nkosazana Zuma Municipi	MKIZE THEMELIHE GCINAPHI	CORINTH S1 IXOPO KZN OU	50	1,4346	15	71,73	10,7595	82,4895
KZ436	Dr Nkosazana Zuma Municipi	DUMA ANNATORIA FIKISILE	SUN CITY BULWER PMB KZN	50	1,4346	15	71,73	10,7595	82,4895
KZ436	Dr Nkosazana Zuma Municipi	DUMAKUDE NOMBUISELA IRENE	CORINTH S1 IXOPO KZN OU	50	1,4346	15	71,73	10,7595	82,4895
KZ436	Dr Nkosazana Zuma Municipi	SOSIBO THUTHUKILE PRISCILLA	CORINTH S1 IXOPO KZN OU	50	1,4346	15	71,73	10,7595	82,4895
KZ436	Dr Nkosazana Zuma Municipi	PHOSWA ZAMAGUGU	EHLABENI BULWER KZN	50	1,4346	15	71,73	10,7595	82,4895
KZ436	Dr Nkosazana Zuma Municipi	KHUBONE BANCAMILE	TRADITIONAL HOUSE	50	1,4346	15	71,73	10,7595	82,4895
KZ436	Dr Nkosazana Zuma Municipi	NDLOVU MATHEWU NKULULEKO	HLANGANANI S1 IXOPO KZN OL	50	1,4346	15	71,73	10,7595	82,4895
KZ436	Dr Nkosazana Zuma Municipi	MAGWENYANA MILORED THEMBE	HLANGANANI S1 IXOPO KZN OL	50	1,4346	15	71,73	10,7595	82,4895
KZ436	Dr Nkosazana Zuma Municipi	NDLOVU NONDUMISO	HLANGANANI S1 IXOPO KZN OL	50	1,4346	15	71,73	10,7595	82,4895
KZ436	Dr Nkosazana Zuma Municipi	NZIMANDE PHATHEKILE MAGGIE	AMAKUZA UNDERBURG KZN	50	1,4346	15	71,73	10,7595	82,4895
KZ436	Dr Nkosazana Zuma Municipi	JILI BHEKOKWAKHE	SOKHELA S1 IXOPO KZN OU	50	1,4346	15	71,73	10,7595	82,4895
KZ436	Dr Nkosazana Zuma Municipi	NGUBO ZETHU FLORENCE	HLANGANANI S1 IXOPO KZN OL	50	1,4346	15	71,73	10,7595	82,4895
KZ436	Dr Nkosazana Zuma Municipi	MKHULISI NOMKOSIKHONA VERON	HLANGANANI S1 IXOPO KZN OL	50	1,4346	15	71,73	10,7595	82,4895
KZ436	Dr Nkosazana Zuma Municipi	SOSIBO CATHRINE NCAMSILE	HLANGANANI S1 IXOPO KZN OL	50	1,4346	15	71,73	10,7595	82,4895
KZ436	Dr Nkosazana Zuma Municipi	CHAGWE NONHLANHLA	AMAKUZA UNDERBURG KZN	50	1,4346	15	71,73	10,7595	82,4895
KZ436	Dr Nkosazana Zuma Municipi	DLAMINI MZIMBA SIXFRIED	EHLABENI BULWER KZN	50	1,4346	15	71,73	10,7595	82,4895
KZ436	Dr Nkosazana Zuma Municipi	MBAMBO ZANELE	EHLABENI BULWER KZN	50	1,4346	15	71,73	10,7595	82,4895
KZ436	Dr Nkosazana Zuma Municipi	SHOBA MFANO	XOSHEYAKHE ENKELEBANTWAN	50	1,4346	15	71,73	10,7595	82,4895
KZ436	Dr Nkosazana Zuma Municipi	DLAMINI BONISIWE ERONICA	XOSHEYAKHE ENKELEBANTWAN	50	1,4346	15	71,73	10,7595	82,4895
KZ436	Dr Nkosazana Zuma Municipi	NYINDE BHEKAMAKHUZE ALFRED	EHLABENI BULWER KZN	50	1,4346	15	71,73	10,7595	82,4895
KZ436	Dr Nkosazana Zuma Municipi	GAZU DIYA	Traditional house	50	1,4346	15	71,73	10,7595	82,4895
KZ436	Dr Nkosazana Zuma Municipi	MEMEZA ANNEMARIA	NKWEZELA BULWER KZN	50	1,4346	15	71,73	10,7595	82,4895
KZ436	Dr Nkosazana Zuma Municipi	MTOLO NHLANHLA	TRADITIONAL HOUSE	50	1,4346	15	71,73	10,7595	82,4895
KZ436	Dr Nkosazana Zuma Municipi	MBANJWA LUNGISILE GOODNESS	EHLABENI BULWER KZN	50	1,4346	15	71,73	10,7595	82,4895
KZ436	Dr Nkosazana Zuma Municipi	PHUNGULA THEMELISILE SIBUNTULI	AMAKUZA UNDERBURG KZN	50	1,4346	15	71,73	10,7595	82,4895
KZ436	Dr Nkosazana Zuma Municipi	NENE FELIX BHEKUYISE	EHLABENI BULWER KZN	50	1,4346	15	71,73	10,7595	82,4895
KZ436	Dr Nkosazana Zuma Municipi	NTSHIZA THEMBA B	NKWEZELA	50	1,4346	15	71,73	10,7595	82,4895
KZ436	Dr Nkosazana Zuma Municipi	MTHEMBU NTOMBIZODWA PATRICIA	HLANGANANI S1 IXOPO KZN OL	50	1,4346	15	71,73	10,7595	82,4895
KZ436	Dr Nkosazana Zuma Municipi	MNGUNI SABSILE NONHLE	AMAKUZA UNDERBURG KZN	50	1,4346	15	71,73	10,7595	82,4895
KZ436	Dr Nkosazana Zuma Municipi	PAKISI THANDIWE ANTONIA	HLANGANANI S1 IXOPO KZN OL	50	1,4346	15	71,73	10,7595	82,4895
KZ436	Dr Nkosazana Zuma Municipi	NZIMANDE A B	NKUMBA	50	1,4346	15	71,73	10,7595	82,4895
KZ436	Dr Nkosazana Zuma Municipi	DUMA ZIPHATHELE	AMAKUZA UNDERBURG KZN	50	1,4346	15	71,73	10,7595	82,4895
KZ436	Dr Nkosazana Zuma Municipi	MTHEMBU BAJABULILE GLADYS		50	1,4346	15	71,73	10,7595	82,4895
KZ436	Dr Nkosazana Zuma Municipi	TSHAPHA HONEY SELLY	AMAKUZA UNDERBURG KZN	50	1,4346	15	71,73	10,7595	82,4895
KZ436	Dr Nkosazana Zuma Municipi	KHANYILE CYNTHIA ZENZILE	AMAKUZA UNDERBURG KZN	50	1,4346	15	71,73	10,7595	82,4895
KZ436	Dr Nkosazana Zuma Municipi	SITHOLE THOLAKELE THEODORA		50	1,4346	15	71,73	10,7595	82,4895
KZ436	Dr Nkosazana Zuma Municipi	MEMELA THEMBEKILE SEPHRONIA	EHLABENI BULWER KZN	50	1,4346	15	71,73	10,7595	82,4895
KZ436	Dr Nkosazana Zuma Municipi	MACINGA MSONGELWA	EHLABENI BULWER KZN	50	1,4346	15	71,73	10,7595	82,4895
KZ436	Dr Nkosazana Zuma Municipi	ZULU QINISILE	QULASHE UNDERBURG KZN	50	1,4346	15	71,73	10,7595	82,4895
KZ436	Dr Nkosazana Zuma Municipi	NDLOVU BP	HLANGANANI	50	1,4346	15	71,73	10,7595	82,4895
KZ436	Dr Nkosazana Zuma Municipi	TSHAPA NONTOKOZO	EHLABENI BULWER KZN	50	1,4346	15	71,73	10,7595	82,4895
KZ436	Dr Nkosazana Zuma Municipi	MZOLO DINGINDAWO	EHLABENI BULWER KZN	50	1,4346	15	71,73	10,7595	82,4895
KZ436	Dr Nkosazana Zuma Municipi	MNIKATHI LUCKY DOMNIC	STEPMORE	100	1,4346	15	143,46	21,519	164,979
KZ436	Dr Nkosazana Zuma Municipi	CELE MFANUFIKILE SAMUEL	EHLABENI BULWER KZN	50	1,4346	15	71,73	10,7595	82,4895
KZ436	Dr Nkosazana Zuma Municipi	NJULO MBONISWANA	JUNCTION ELECTRIFICATION S1	50	1,4346	15	71,73	10,7595	82,4895
KZ436	Dr Nkosazana Zuma Municipi	BEKWA CONSTANCE NTOMBIFUTHI	HLANGANANI S1 IXOPO KZN OL	50	1,4346	15	71,73	10,7595	82,4895
KZ436	Dr Nkosazana Zuma Municipi	MIYA ZANELE MILDRED	HLANGANANI S1 IXOPO KZN OL	50	1,4346	15	71,73	10,7595	82,4895
KZ436	Dr Nkosazana Zuma Municipi	MTHEMBU JM	HLANGANANI	50	1,4346	15	71,73	10,7595	82,4895
KZ436	Dr Nkosazana Zuma Municipi	MOSEYA GORDON	STEPMORE S1 UNDERBERG KZN	50	1,4346	15	71,73	10,7595	82,4895
KZ436	Dr Nkosazana Zuma Municipi	NCUBE NONHLANHLA	JUNCTION ELECTRIFICATION S1	50	1,4346	15	71,73	10,7595	82,4895
KZ436	Dr Nkosazana Zuma Municipi	NGCOBO NOMALIZO	Traditional	50	1,4346	15	71,73	10,7595	82,4895
KZ436	Dr Nkosazana Zuma Municipi	MEMELA MPHUCUKA	JUNCTION ELECTRIFICATION S1	50	1,4346	15	71,73	10,7595	82,4895
KZ436	Dr Nkosazana Zuma Municipi	KHUBONI NCANE ANNA	EHLABENI BULWER KZN	50	1,4346	15	71,73	10,7595	82,4895
KZ436	Dr Nkosazana Zuma Municipi	MTHEMBU SYLVIA THEMBANI	EHLABENI BULWER KZN	50	1,4346	15	71,73	10,7595	82,4895
KZ436	Dr Nkosazana Zuma Municipi	KHWELA MANTOMBI	EHLABENI BULWER KZN	50	1,4346	15	71,73	10,7595	82,4895
KZ436	Dr Nkosazana Zuma Municipi	MBANJWA N	EMASAMENI IXOPO KZN	50	1,4346	15	71,73	10,7595	82,4895
KZ436	Dr Nkosazana Zuma Municipi	NXELE PHILANI	NKUMBA	50	1,4346	15	71,73	10,7595	82,4895
KZ436	Dr Nkosazana Zuma Municipi	RADEBE RM	HLANGANANI	50	1,4346	15	71,73	10,7595	82,4895
KZ436	Dr Nkosazana Zuma Municipi	SABELA THENJIWE	KILMUN S1 UNDERBERG KZN OI	50	1,4346	15	71,73	10,7595	82,4895
KZ436	Dr Nkosazana Zuma Municipi	SABELA DUMALILE	KILMUN S1 UNDERBERG KZN OI	50	1,4346	15	71,73	10,7595	82,4895

KZ436	Dr Nkosazana Zuma Municipi MIYA NOKUTHULA PRETTY	NKUMBA	50	1,4346	15	71,73	10,7595	82,4895
KZ436	Dr Nkosazana Zuma Municipi NYIDE NONINA	QULASHE UNDERBURG KZN	50	1,4346	15	71,73	10,7595	82,4895
KZ436	Dr Nkosazana Zuma Municipi MBAMBO ENNOCK	EHLABENI BULWER KZN	50	1,4346	15	71,73	10,7595	82,4895
KZ436	Dr Nkosazana Zuma Municipi DLAMINI DESDERIA	EHLABENI BULWER KZN	50	1,4346	15	71,73	10,7595	82,4895
KZ436	Dr Nkosazana Zuma Municipi MAPHANGA ZAKHELE	ENKELABANTWANA	50	1,4346	15	71,73	10,7595	82,4895
KZ436	Dr Nkosazana Zuma Municipi MOLOI THEMINKOSI	ENKELABANTWANA	50	1,4346	15	71,73	10,7595	82,4895
KZ436	Dr Nkosazana Zuma Municipi JAMA ZENZELE	EHLABENI BULWER KZN	50	1,4346	15	71,73	10,7595	82,4895
KZ436	Dr Nkosazana Zuma Municipi MSOMI MEMEZILE ANNATORIA		50	1,4346	15	71,73	10,7595	82,4895
KZ436	Dr Nkosazana Zuma Municipi NZIMANDE HLAZIKAHLE	Traditional House	50	1,4346	15	71,73	10,7595	82,4895
KZ436	Dr Nkosazana Zuma Municipi DUMA IREN DUDUZILE	ENKELABANTWANA	50	1,4346	15	71,73	10,7595	82,4895
KZ436	Dr Nkosazana Zuma Municipi NCAMA JABU	TRADITIONAL HOUSE	50	1,4346	15	71,73	10,7595	82,4895
KZ436	Dr Nkosazana Zuma Municipi MTOLO KHUMBULENI M	NKWEZELA	50	1,4346	15	71,73	10,7595	82,4895
KZ436	Dr Nkosazana Zuma Municipi MTOLO MAFIKA	QULASHE UNDERBURG KZN	50	1,4346	15	71,73	10,7595	82,4895
KZ436	Dr Nkosazana Zuma Municipi MTOLO O	HOUSE	50	1,4346	15	71,73	10,7595	82,4895
KZ436	Dr Nkosazana Zuma Municipi DLAMINI MARIA	JUNCTION ELECTRIFICATION S1	50	1,4346	15	71,73	10,7595	82,4895
KZ436	Dr Nkosazana Zuma Municipi PHUNGULA FUNANI	QULASHE UNDERBURG KZN	50	1,4346	15	71,73	10,7595	82,4895
KZ436	Dr Nkosazana Zuma Municipi DLAMINI SINDISWA	HLANGANANI 3 CREIGHTON IXC	50	1,4346	15	71,73	10,7595	82,4895
KZ436	Dr Nkosazana Zuma Municipi KHOBONE SIFISO	HLANGANANI 3 CREIGHTON IXC	50	1,4346	15	71,73	10,7595	82,4895
KZ436	Dr Nkosazana Zuma Municipi JILI VUYISILE	HLANGANANI 3 CREIGHTON IXC	50	1,4346	15	71,73	10,7595	82,4895
KZ436	Dr Nkosazana Zuma Municipi DLAMINI MFUNDISI KAIZER	HLANGANANI 3 CREIGHTON IXC	50	1,4346	15	71,73	10,7595	82,4895
KZ436	Dr Nkosazana Zuma Municipi SHEZI NOXOLO	QULASHE UNDERBURG KZN	50	1,4346	15	71,73	10,7595	82,4895
KZ436	Dr Nkosazana Zuma Municipi NGUBO THENGANI CHRISTINA	HLANGANANI 3 CREIGHTON IXC	50	1,4346	15	71,73	10,7595	82,4895
KZ436	Dr Nkosazana Zuma Municipi LANGA LUNGELANI	HLANGANANI 3 CREIGHTON IXC	50	1,4346	15	71,73	10,7595	82,4895
KZ436	Dr Nkosazana Zuma Municipi SHELEMBE MAKHOSAZANA	HLANGANANI 3 CREIGHTON IXC	50	1,4346	15	71,73	10,7595	82,4895
KZ436	Dr Nkosazana Zuma Municipi SOSIBO SIZAKELE BONIFACIA	HLANGANANI 3 CREIGHTON IXC	50	1,4346	15	71,73	10,7595	82,4895
KZ436	Dr Nkosazana Zuma Municipi LANGA CYNTHIA	HLANGANANI 3 CREIGHTON IXC	50	1,4346	15	71,73	10,7595	82,4895
KZ436	Dr Nkosazana Zuma Municipi LANGA THANDIWE ALBERTINA	HLANGANANI 3 CREIGHTON IXC	50	1,4346	15	71,73	10,7595	82,4895
KZ436	Dr Nkosazana Zuma Municipi MBANJWA CATHERINA	HLANGANANI 3 CREIGHTON IXC	50	1,4346	15	71,73	10,7595	82,4895
KZ436	Dr Nkosazana Zuma Municipi MTHEMBU ANDILE	HLANGANANI 3 CREIGHTON IXC	50	1,4346	15	71,73	10,7595	82,4895
KZ436	Dr Nkosazana Zuma Municipi DLAMINI KHANYILE	HLANGANANI 3 CREIGHTON IXC	50	1,4346	15	71,73	10,7595	82,4895
KZ436	Dr Nkosazana Zuma Municipi MBANJWA BHULABHULA	HLANGANANI 3 CREIGHTON IXC	50	1,4346	15	71,73	10,7595	82,4895
KZ436	Dr Nkosazana Zuma Municipi MIYA BUSISIWE	MQATSHENI UNDERBURG KZN	50	1,4346	15	71,73	10,7595	82,4895
KZ436	Dr Nkosazana Zuma Municipi NDIMBOVU SANKENTSHANE	TRADITIONAL HOUSE	50	1,4346	15	71,73	10,7595	82,4895
KZ436	Dr Nkosazana Zuma Municipi MADIYA NOKWANDA RITTA		50	1,4346	15	71,73	10,7595	82,4895
KZ436	Dr Nkosazana Zuma Municipi BENGU PHUMELELE	MQATSHENI UNDERBURG KZN	50	1,4346	15	71,73	10,7595	82,4895
KZ436	Dr Nkosazana Zuma Municipi DLAMINI G	NKUMBA	50	1,4346	15	71,73	10,7595	82,4895
KZ436	Dr Nkosazana Zuma Municipi MKHIZE HYPOLITUS	BRICK HOUSE	50	1,4346	15	71,73	10,7595	82,4895
KZ436	Dr Nkosazana Zuma Municipi MDUNGE NO	HLANGANANI	50	1,4346	15	71,73	10,7595	82,4895
KZ436	Dr Nkosazana Zuma Municipi DLAMINI LAMULILE CAESENTIA	NKUMBA	50	1,4346	15	71,73	10,7595	82,4895
KZ436	Dr Nkosazana Zuma Municipi MAKHANYA SIMON	TRADITIONAL HOUSE	50	1,4346	15	71,73	10,7595	82,4895
KZ436	Dr Nkosazana Zuma Municipi XOLO PHINDILE MAUREEN	AMAKHUZA S1 UNDERBERG KZI	50	1,4346	15	71,73	10,7595	82,4895
KZ436	Dr Nkosazana Zuma Municipi GAMEDE ERNEST	TRADITIONAL HOUSE	50	1,4346	15	71,73	10,7595	82,4895
KZ436	Dr Nkosazana Zuma Municipi ZONDI FIKILE	HOUSE	50	1,4346	15	71,73	10,7595	82,4895
KZ436	Dr Nkosazana Zuma Municipi BEKWA NOMAHELA	TRADITIONAL HOUSE	50	1,4346	15	71,73	10,7595	82,4895
KZ436	Dr Nkosazana Zuma Municipi SOSIBO CASLINA	PEVENSY	50	1,4346	15	71,73	10,7595	82,4895
KZ436	Dr Nkosazana Zuma Municipi MAKANYA ISAAC	TRADITIONAL HOUSE	50	1,4346	15	71,73	10,7595	82,4895
KZ436	Dr Nkosazana Zuma Municipi BELE THEMBILE MAUREEN	NKELABANTWANA BULWER KZI	50	1,4346	15	71,73	10,7595	82,4895
KZ436	Dr Nkosazana Zuma Municipi ZULU BANQENGILE CREMENTINA	TRADITIONAL HOUSE	50	1,4346	15	71,73	10,7595	82,4895
KZ436	Dr Nkosazana Zuma Municipi ZULU CLEMENCIA	TRADITIONAL HOUSE	50	1,4346	15	71,73	10,7595	82,4895
KZ436	Dr Nkosazana Zuma Municipi NZIMANDE THOKOZILE	EHLABENI BULWER KZN	50	1,4346	15	71,73	10,7595	82,4895
KZ436	Dr Nkosazana Zuma Municipi SIKHAKHANE MBONGISENI	TRADITIONAL HOUSE	50	1,4346	15	71,73	10,7595	82,4895
KZ436	Dr Nkosazana Zuma Municipi SOSIBO BANOTHILE ELINAH	NKWEZELA	50	1,4346	15	71,73	10,7595	82,4895
KZ436	Dr Nkosazana Zuma Municipi DLAMINI NOMZAMO	BULWER UNDERBURG PMB KZN	50	1,4346	15	71,73	10,7595	82,4895
KZ436	Dr Nkosazana Zuma Municipi MKHIZE THUTHURANI	MQATSHENI UNDERBURG KZN	50	1,4346	15	71,73	10,7595	82,4895
KZ436	Dr Nkosazana Zuma Municipi MKHIZE BONGIWE	MQATSHENI UNDERBURG KZN	50	1,4346	15	71,73	10,7595	82,4895
KZ436	Dr Nkosazana Zuma Municipi ZONDI VUYISILE	MQATSHENI UNDERBURG KZN	50	1,4346	15	71,73	10,7595	82,4895
KZ436	Dr Nkosazana Zuma Municipi MTOLO LINDELANI	QULASHE UNDERBURG KZN	50	1,4346	15	71,73	10,7595	82,4895
KZ436	Dr Nkosazana Zuma Municipi DLADLA SIHLANGU ANTONY	WAMBENI AREA NEAR SITHOLE	50	1,4346	15	71,73	10,7595	82,4895
KZ436	Dr Nkosazana Zuma Municipi NGUBANE ZITHULELE	TRADITIONAL HOUSE	50	1,4346	15	71,73	10,7595	82,4895
KZ436	Dr Nkosazana Zuma Municipi DUMA MHAWUKELWA EDMUND	MQATSHENI UNDERBURG KZN	50	1,4346	15	71,73	10,7595	82,4895
KZ436	Dr Nkosazana Zuma Municipi MKHIZE THEMBELIHLE		50	1,4346	15	71,73	10,7595	82,4895
KZ436	Dr Nkosazana Zuma Municipi MIYA NOMUSA CONSTANCE	HLANGANANI S1 IXOPO KZN OL	50	1,4346	15	71,73	10,7595	82,4895
KZ436	Dr Nkosazana Zuma Municipi NZIMANDE FISIWE	HLANGANANI S1 IXOPO KZN OL	50	1,4346	15	71,73	10,7595	82,4895
KZ436	Dr Nkosazana Zuma Municipi NZIMANDE FISIWE	HLANGANANI S1 IXOPO KZN OL	50	1,4346	15	71,73	10,7595	82,4895
KZ436	Dr Nkosazana Zuma Municipi SHOZI ZOLANI	HLANGANANI S1 IXOPO KZN OL	50	1,4346	15	71,73	10,7595	82,4895
KZ436	Dr Nkosazana Zuma Municipi SHEZI ZIBEKE	QULASHE UNDERBURG KZN	50	1,4346	15	71,73	10,7595	82,4895
KZ436	Dr Nkosazana Zuma Municipi MBANJWA THULANI	NKWEZELA BULWER KZN	50	1,4346	15	71,73	10,7595	82,4895
KZ436	Dr Nkosazana Zuma Municipi MDLADLA PROTASIA BONAKELE		50	1,4346	15	71,73	10,7595	82,4895
KZ436	Dr Nkosazana Zuma Municipi MNCWABE SIBONGILE	TRADITIONAL HOUSE	50	1,4346	15	71,73	10,7595	82,4895
KZ436	Dr Nkosazana Zuma Municipi MLITWA BEAUTY THOKOZILE	HLABENI UNDERBERG KZN	50	1,4346	15	71,73	10,7595	82,4895
KZ436	Dr Nkosazana Zuma Municipi MAKHAYE NAKENI CREMELIA	HLABENI UNDERBERG KZN	50	1,4346	15	71,73	10,7595	82,4895
KZ436	Dr Nkosazana Zuma Municipi MBATHA NKANYISO ARTWELL	HLABENI UNDERBERG KZN	50	1,4346	15	71,73	10,7595	82,4895
KZ436	Dr Nkosazana Zuma Municipi MYEDE ZAKANCANE	HLABENI UNDERBERG KZN	50	1,4346	15	71,73	10,7595	82,4895
KZ436	Dr Nkosazana Zuma Municipi NDLANGISA NOMUSA	Traditional	50	1,4346	15	71,73	10,7595	82,4895
KZ436	Dr Nkosazana Zuma Municipi MAYISELA ZABANGLE	QULASHE UNDERBURG KZN	50	1,4346	15	71,73	10,7595	82,4895
KZ436	Dr Nkosazana Zuma Municipi ZONDI MAVIS QONDEKILE	AMAKUZA UNDERBURG KZN	50	1,4346	15	71,73	10,7595	82,4895
KZ436	Dr Nkosazana Zuma Municipi SHEZI SYDNEY MHLengi		50	1,4346	15	71,73	10,7595	82,4895
KZ436	Dr Nkosazana Zuma Municipi ZACA KHONZENI	EHLABENI BULWER KZN	50	1,4346	15	71,73	10,7595	82,4895
KZ436	Dr Nkosazana Zuma Municipi SOSIBO NONHLANHLA	EHLABENI BULWER KZN	50	1,4346	15	71,73	10,7595	82,4895
KZ436	Dr Nkosazana Zuma Municipi MSOMI NHLANHLA	AMAKUZA UNDERBURG KZN	50	1,4346	15	71,73	10,7595	82,4895
KZ436	Dr Nkosazana Zuma Municipi ZUMA FLORA	EHLABENI BULWER KZN	50	1,4346	15	71,73	10,7595	82,4895
KZ436	Dr Nkosazana Zuma Municipi MBANJWA THANDI HAMBELENI		50	1,4346	15	71,73	10,7595	82,4895
KZ436	Dr Nkosazana Zuma Municipi NZIMANDE ZAMAGWABA	MKHOHLWA MACABAZINI BUL	50	1,4346	15	71,73	10,7595	82,4895

KZ436	Dr Nkosazana Zuma Municipi	SOSIBO MANXOLO BERNARD	AMAKUZA UNDERBURG KZN	50	1,4346	15	71,73	10,7595	82,4895
KZ436	Dr Nkosazana Zuma Municipi	XABA NTOMBIYOMHLABA	Brick House	50	1,4346	15	71,73	10,7595	82,4895
KZ436	Dr Nkosazana Zuma Municipi	NZIMANDE ZAMAGWABA	MKHOHLWA MACABAZINI BUL	50	1,4346	15	71,73	10,7595	82,4895
KZ436	Dr Nkosazana Zuma Municipi	MDLADLA NOSIPHO CYNTHIA	EHLABENI BULWER KZN	50	1,4346	15	71,73	10,7595	82,4895
KZ436	Dr Nkosazana Zuma Municipi	MTOLO PHUMLILE	QULASHE UNDERBURG KZN	50	1,4346	15	71,73	10,7595	82,4895
KZ436	Dr Nkosazana Zuma Municipi	MNGUNI ZIBELENI THEMBEKILE	AMAKUZA UNDERBURG KZN	50	1,4346	15	71,73	10,7595	82,4895
KZ436	Dr Nkosazana Zuma Municipi	MNGUNI SAZIZO BERNARD	AMAKUZA UNDERBURG KZN	50	1,4346	15	71,73	10,7595	82,4895
KZ436	Dr Nkosazana Zuma Municipi	PHOSWA NTOMBO	EHLABENI BULWER KZN	50	1,4346	15	71,73	10,7595	82,4895
KZ436	Dr Nkosazana Zuma Municipi	PHOSWA NTOMBO	EHLABENI BULWER KZN	50	1,4346	15	71,73	10,7595	82,4895
KZ436	Dr Nkosazana Zuma Municipi	MKHIZE NTOMBAZA	MKHOHLWA MACABAZINI BUL	50	1,4346	15	71,73	10,7595	82,4895
KZ436	Dr Nkosazana Zuma Municipi	DLAMINI KHALAZA	QULASHE UNDERBURG KZN	50	1,4346	15	71,73	10,7595	82,4895
KZ436	Dr Nkosazana Zuma Municipi	MNGUNI LINDOKUHLE PRINCE	AMAKUZA UNDERBURG KZN	50	1,4346	15	71,73	10,7595	82,4895
KZ436	Dr Nkosazana Zuma Municipi	SHEZI ANNASTASIA NCAMISILE	AMAKUZA UNDERBURG KZN	50	1,4346	15	71,73	10,7595	82,4895
KZ436	Dr Nkosazana Zuma Municipi	DLAMINI KHIPHELAKE JOSEPH	AMAKUZA UNDERBURG KZN	50	1,4346	15	71,73	10,7595	82,4895
KZ436	Dr Nkosazana Zuma Municipi	DLADLA C	HOUSE	50	1,4346	15	71,73	10,7595	82,4895
KZ436	Dr Nkosazana Zuma Municipi	ZACA NORA	BULWER UNDERBURG PMB KZN	50	1,4346	15	71,73	10,7595	82,4895
KZ436	Dr Nkosazana Zuma Municipi	MAJOZI BUSISIWE	MQATSHENI UNDERBURG KZN	50	1,4346	15	71,73	10,7595	82,4895
KZ436	Dr Nkosazana Zuma Municipi	ZULU GRACE NOKWANDA	Traditional house	50	1,4346	15	71,73	10,7595	82,4895
KZ436	Dr Nkosazana Zuma Municipi	MBANJWA ELIZABETH	TRADITIONAL HOUSE	50	1,4346	15	71,73	10,7595	82,4895
KZ436	Dr Nkosazana Zuma Municipi	DLAMINI ZANELE MILDRED	AMAKUZA UNDERBURG KZN	50	1,4346	15	71,73	10,7595	82,4895
KZ436	Dr Nkosazana Zuma Municipi	DLAMINI LELEZILE	EHLABENI BULWER KZN	50	1,4346	15	71,73	10,7595	82,4895
KZ436	Dr Nkosazana Zuma Municipi	DLAMINI ELIANORA	EHLABENI BULWER KZN	50	1,4346	15	71,73	10,7595	82,4895
KZ436	Dr Nkosazana Zuma Municipi	NDLOVU BONISIWE	MHLANGENI	50	1,4346	15	71,73	10,7595	82,4895
KZ436	Dr Nkosazana Zuma Municipi	DLAMINI GCINUMUZI	EHLABENI BULWER KZN	50	1,4346	15	71,73	10,7595	82,4895
KZ436	Dr Nkosazana Zuma Municipi	KHANYILE MALOKI	AMAKUZA UNDERBURG KZN	50	1,4346	15	71,73	10,7595	82,4895
KZ436	Dr Nkosazana Zuma Municipi	MBANJWA THEMBEKA CHISTINA	EHLABENI BULWER KZN	50	1,4346	15	71,73	10,7595	82,4895
KZ436	Dr Nkosazana Zuma Municipi	MTOLO NGENZENI	QULASHE UNDERBURG KZN	50	1,4346	15	71,73	10,7595	82,4895
KZ436	Dr Nkosazana Zuma Municipi	CEKWANE MFANZENI	MQATSHENI UNDERBURG KZN	50	1,4346	15	71,73	10,7595	82,4895
KZ436	Dr Nkosazana Zuma Municipi	NGCOBO MAGENUGENU	MQATSHENI UNDERBURG KZN	50	1,4346	15	71,73	10,7595	82,4895
KZ436	Dr Nkosazana Zuma Municipi	MTOLO KHETHENI	EHLABENI BULWER KZN	50	1,4346	15	71,73	10,7595	82,4895
KZ436	Dr Nkosazana Zuma Municipi	MIYA BUSISIWE	EHLABENI BULWER KZN	50	1,4346	15	71,73	10,7595	82,4895
KZ436	Dr Nkosazana Zuma Municipi	MSOMI NENSILE	MQATSHENI UNDERBURG KZN	50	1,4346	15	71,73	10,7595	82,4895
KZ436	Dr Nkosazana Zuma Municipi	MADLALA JEFFERY	Brick House	50	1,4346	15	71,73	10,7595	82,4895
KZ436	Dr Nkosazana Zuma Municipi	NTSHAPHA SHOKWAKHE	AMAKUZA UNDERBURG KZN	50	1,4346	15	71,73	10,7595	82,4895
KZ436	Dr Nkosazana Zuma Municipi	NZIMANDE DELIWE	QULASHE UNDERBURG KZN	50	1,4346	15	71,73	10,7595	82,4895
KZ436	Dr Nkosazana Zuma Municipi	NALA MQOYI F	HLABENI UNDERBERG KZN	50	1,4346	15	71,73	10,7595	82,4895
KZ436	Dr Nkosazana Zuma Municipi	ZUMA MAETU	QULASHE UNDERBURG KZN	50	1,4346	15	71,73	10,7595	82,4895
KZ436	Dr Nkosazana Zuma Municipi	MAKHANYA NCANYANA	TRADITIONAL HOUSE	50	1,4346	15	71,73	10,7595	82,4895
KZ436	Dr Nkosazana Zuma Municipi	DLAMINI ZETHU	HLABENI UNDERBERG KZN	50	1,4346	15	71,73	10,7595	82,4895
KZ436	Dr Nkosazana Zuma Municipi	NALA BANCAMILE W	HLABENI UNDERBERG KZN	50	1,4346	15	71,73	10,7595	82,4895
KZ436	Dr Nkosazana Zuma Municipi	KHWELA HLENGIWE VENANCIA	HLABENI UNDERBERG KZN	50	1,4346	15	71,73	10,7595	82,4895
KZ436	Dr Nkosazana Zuma Municipi	GUMEDE SHINGELE VERONICA	HLABENI UNDERBERG KZN	50	1,4346	15	71,73	10,7595	82,4895
KZ436	Dr Nkosazana Zuma Municipi	MTHEMBU MLONGI	TRADITIONAL HOUSE	50	1,4346	15	71,73	10,7595	82,4895
KZ436	Dr Nkosazana Zuma Municipi	PHUNGULA BALUNGILE ELSIE	AMAKUZA UNDERBURG KZN	50	1,4346	15	71,73	10,7595	82,4895
KZ436	Dr Nkosazana Zuma Municipi	MTOLO NOMONA	QULASHE UNDERBURG KZN	50	1,4346	15	71,73	10,7595	82,4895
KZ436	Dr Nkosazana Zuma Municipi	KHATSHANA BASHABANA	TRADITIONAL HOUSE	50	1,4346	15	71,73	10,7595	82,4895
KZ436	Dr Nkosazana Zuma Municipi	MCHUNU NOMAKHISIMUSI	BULWER UNDERBURG PMB KZN	50	1,4346	15	71,73	10,7595	82,4895
KZ436	Dr Nkosazana Zuma Municipi	MKHIZE PATRICK SIZWE	TRADITIONAL HOUSE	50	1,4346	15	71,73	10,7595	82,4895
KZ436	Dr Nkosazana Zuma Municipi	MADUNA NOMPUKU	QULASHE UNDERBURG KZN	50	1,4346	15	71,73	10,7595	82,4895
KZ436	Dr Nkosazana Zuma Municipi	DLAMINI ELLIAS	AMAKUZA UNDERBURG KZN	50	1,4346	15	71,73	10,7595	82,4895
KZ436	Dr Nkosazana Zuma Municipi	MBEJE BAVIKILE AGNES	AMAKUZA UNDERBURG KZN	50	1,4346	15	71,73	10,7595	82,4895
KZ436	Dr Nkosazana Zuma Municipi	MTHEMBU PHILANI	AMAKUZA UNDERBURG KZN	50	1,4346	15	71,73	10,7595	82,4895
KZ436	Dr Nkosazana Zuma Municipi	MAJOZI NTOMBINCANE	MQATSHENI UNDERBURG KZN	50	1,4346	15	71,73	10,7595	82,4895
KZ436	Dr Nkosazana Zuma Municipi	MIYA NOLWAZI	MQATSHENI UNDERBURG KZN	50	1,4346	15	71,73	10,7595	82,4895
KZ436	Dr Nkosazana Zuma Municipi	NZIMANDE MAKHOSAZANA	KILMUN S1 UNDERBURG CNC K	50	1,4346	15	71,73	10,7595	82,4895
KZ436	Dr Nkosazana Zuma Municipi	PHUNGULA LONDIWE	BULWER UNDERBURG PMB KZN	50	1,4346	15	71,73	10,7595	82,4895
KZ436	Dr Nkosazana Zuma Municipi	NGCOBO NCINZIWE	EHLABENI BULWER KZN	50	1,4346	15	71,73	10,7595	82,4895
KZ436	Dr Nkosazana Zuma Municipi	MKHIZE THUTHUKILE	KILMUN S1 UNDERBURG CNC K	50	1,4346	15	71,73	10,7595	82,4895
KZ436	Dr Nkosazana Zuma Municipi	MKIZE ROSEMARY	MQATSHENI UNDERBURG KZN	50	1,4346	15	71,73	10,7595	82,4895
KZ436	Dr Nkosazana Zuma Municipi	DLAMINI SEBENZILE	EHLABENI BULWER KZN	50	1,4346	15	71,73	10,7595	82,4895
KZ436	Dr Nkosazana Zuma Municipi	MDLANGATHI NTULIZEZWE	EHLABENI BULWER KZN	50	1,4346	15	71,73	10,7595	82,4895
KZ436	Dr Nkosazana Zuma Municipi	GAMEDE VITALIS	TRADITIONAL HOUSE	50	1,4346	15	71,73	10,7595	82,4895
KZ436	Dr Nkosazana Zuma Municipi	SHEZI NTOMBIZONKE	KILMUN S1 UNDERBURG CNC K	50	1,4346	15	71,73	10,7595	82,4895
KZ436	Dr Nkosazana Zuma Municipi	MIYA THOLWAPHI	AMAKUZA UNDERBURG KZN	50	1,4346	15	71,73	10,7595	82,4895
KZ436	Dr Nkosazana Zuma Municipi	XABA BEATRICE	TRADITIONAL HOUSE	50	1,4346	15	71,73	10,7595	82,4895
KZ436	Dr Nkosazana Zuma Municipi	KHUBONI B	HOUSE	50	1,4346	15	71,73	10,7595	82,4895
KZ436	Dr Nkosazana Zuma Municipi	SABELA KHUMBULENI	KILMUN S1 UNDERBURG CNC K	50	1,4346	15	71,73	10,7595	82,4895
KZ436	Dr Nkosazana Zuma Municipi	MNYOSI NGENZENI GENEROSA	AMAKUZA UNDERBURG KZN	50	1,4346	15	71,73	10,7595	82,4895
KZ436	Dr Nkosazana Zuma Municipi	KWASABELA BAWINILE	KILMUN S1 UNDERBURG CNC K	50	1,4346	15	71,73	10,7595	82,4895
KZ436	Dr Nkosazana Zuma Municipi	MBATHA BONGANI	EHLABENI BULWER KZN	50	1,4346	15	71,73	10,7595	82,4895
KZ436	Dr Nkosazana Zuma Municipi	NSINDANE ZITHA	KILMUN S1 UNDERBURG CNC K	50	1,4346	15	71,73	10,7595	82,4895
KZ436	Dr Nkosazana Zuma Municipi	CHAQWE AUDREW	MQATSHENI UNDERBURG KZN	50	1,4346	15	71,73	10,7595	82,4895
KZ436	Dr Nkosazana Zuma Municipi	DLAMINI DUMISANI E	NKWEZELA	50	1,4346	15	71,73	10,7595	82,4895
KZ436	Dr Nkosazana Zuma Municipi	MKHIZE THEMBI	QULASHE UNDERBURG KZN	50	1,4346	15	71,73	10,7595	82,4895
KZ436	Dr Nkosazana Zuma Municipi	KHENZA PHINDELENI EPHINA	SIZANENJANA KWABUTHO S1 U	50	1,4346	15	71,73	10,7595	82,4895
KZ436	Dr Nkosazana Zuma Municipi	NGUBANE THOLAKELE MINAH	SIZANENJANA KWABUTHO S1 U	50	1,4346	15	71,73	10,7595	82,4895
KZ436	Dr Nkosazana Zuma Municipi	KHENISA BALUNGILE EMMELDA	SIZANENJANA KWABUTHO S1 U	50	1,4346	15	71,73	10,7595	82,4895
KZ436	Dr Nkosazana Zuma Municipi	DLAMINI MARGARET ZANELE	SIZANENJANA KWABUTHO S1 U	50	1,4346	15	71,73	10,7595	82,4895
KZ436	Dr Nkosazana Zuma Municipi	KHENISA ZIBUYILE ANNATORIA	SIZANENJANA KWABUTHO S1 U	50	1,4346	15	71,73	10,7595	82,4895
KZ436	Dr Nkosazana Zuma Municipi	ZULU BAGCINILE	TRADITIONAL HOUSE	50	1,4346	15	71,73	10,7595	82,4895
KZ436	Dr Nkosazana Zuma Municipi	MSOMI ROMANUS	MQATSHENI UNDERBURG KZN	50	1,4346	15	71,73	10,7595	82,4895
KZ436	Dr Nkosazana Zuma Municipi	NSIMBI V	HOUSE	50	1,4346	15	71,73	10,7595	82,4895
KZ436	Dr Nkosazana Zuma Municipi	MJWARA BONGANI	MQATSHENI UNDERBURG KZN	50	1,4346	15	71,73	10,7595	82,4895

KZ436	Dr Nkosazana Zuma Municipality MIYA SEBENZANI	TRADITIONAL HOUSE	50	1,4346	15	71,73	10,7595	82,4895
KZ436	Dr Nkosazana Zuma Municipality DLAMINI KHETHENI BEATRICE	SIZANENJANA KWABUTHO S1 U	50	1,4346	15	71,73	10,7595	82,4895
KZ436	Dr Nkosazana Zuma Municipality KHANISA BAJABISE GIRLIE	SIZANENJANA KWABUTHO S1 U	50	1,4346	15	71,73	10,7595	82,4895
KZ436	Dr Nkosazana Zuma Municipality KHENISA RICHARD MTHOKOZISI	SIZANENJANA KWABUTHO S1 U	50	1,4346	15	71,73	10,7595	82,4895
KZ436	Dr Nkosazana Zuma Municipality NGUBANE MLINDELWA	SIZANENJANA KWABUTHO S1 U	50	1,4346	15	71,73	10,7595	82,4895
KZ436	Dr Nkosazana Zuma Municipality CHIYA MDUDUZI	TRADITIONAL HOUSE	50	1,4346	15	71,73	10,7595	82,4895
KZ436	Dr Nkosazana Zuma Municipality MEMELA SYLVIA	TRADITIONAL HOUSE	50	1,4346	15	71,73	10,7595	82,4895
KZ436	Dr Nkosazana Zuma Municipality MBINGWA BONAKELE	MQATSHENI UNDERBURG KZN	50	1,4346	15	71,73	10,7595	82,4895
KZ436	Dr Nkosazana Zuma Municipality MBONGWA DELI	MQATSHENI UNDERBURG KZN	50	1,4346	15	71,73	10,7595	82,4895
KZ436	Dr Nkosazana Zuma Municipality BHENGU FISANI	TRADITIONAL HOUSE	50	1,4346	15	71,73	10,7595	82,4895
KZ436	Dr Nkosazana Zuma Municipality ZULU DERICK	TRADITIONAL HOUSE	50	1,4346	15	71,73	10,7595	82,4895
KZ436	Dr Nkosazana Zuma Municipality HLONGWANE NHLANHLA	MQATSHENI UNDERBURG KZN	50	1,4346	15	71,73	10,7595	82,4895
KZ436	Dr Nkosazana Zuma Municipality MTOLO ZONDI	TRADITIONAL HOUSE	50	1,4346	15	71,73	10,7595	82,4895
KZ436	Dr Nkosazana Zuma Municipality MSIYA QANA	TRADITIONAL HOUSE	50	1,4346	15	71,73	10,7595	82,4895
KZ436	Dr Nkosazana Zuma Municipality MADIBE MSHIWA	MQATSHENI UNDERBURG KZN	50	1,4346	15	71,73	10,7595	82,4895
KZ436	Dr Nkosazana Zuma Municipality DLAMINI NTOMBITHINI	HLABENI UNDERBERG KZN	50	1,4346	15	71,73	10,7595	82,4895
KZ436	Dr Nkosazana Zuma Municipality GAMBU MOSES SIZWE	HLABENI BULWER KZN	50	1,4346	15	71,73	10,7595	82,4895
KZ436	Dr Nkosazana Zuma Municipality DIMBA THEMENI VICTORIA	SIZANENJANA KWABUTHO S1 U	50	1,4346	15	71,73	10,7595	82,4895
KZ436	Dr Nkosazana Zuma Municipality MUWARA MANTSALI	Brick House	50	1,4346	15	71,73	10,7595	82,4895
KZ436	Dr Nkosazana Zuma Municipality NGCOBO NTOMBI PRECIOUS	SIZANENJANA KWABUTHO S1 U	50	1,4346	15	71,73	10,7595	82,4895
KZ436	Dr Nkosazana Zuma Municipality NDLOVU NTSHENTSHEZI ANTON	SIZANENJANA KWABUTHO S1 U	50	1,4346	15	71,73	10,7595	82,4895
KZ436	Dr Nkosazana Zuma Municipality NGCOBONI NONTUTHUZELO	TRADITIONAL HOUSE	50	1,4346	15	71,73	10,7595	82,4895
KZ436	Dr Nkosazana Zuma Municipality MADUNA VINCENT	TRADITIONAL HOUSE	50	1,4346	15	71,73	10,7595	82,4895
KZ436	Dr Nkosazana Zuma Municipality SITHOLE JANE THOKOZILE	SINKONKONKO UNDERBERG KZ	50	1,4346	15	71,73	10,7595	82,4895
KZ436	Dr Nkosazana Zuma Municipality NKABANE MISHAKA	TRADITIONAL HOUSE	50	1,4346	15	71,73	10,7595	82,4895
KZ436	Dr Nkosazana Zuma Municipality NDLOVU JOHNSON	Brick House	50	1,4346	15	71,73	10,7595	82,4895
KZ436	Dr Nkosazana Zuma Municipality MBANJWA NOZAMANI MARIA	HLANGANANI	50	1,4346	15	71,73	10,7595	82,4895
KZ436	Dr Nkosazana Zuma Municipality NDLOVU BHEKUMUZI CYPRIAN	SIZANENJANA KWABUTHO S1 U	50	1,4346	15	71,73	10,7595	82,4895
KZ436	Dr Nkosazana Zuma Municipality MNCWABE BONGANI MTHOKOZISI	SIZANENJANA KWABUTHO S1 U	50	1,4346	15	71,73	10,7595	82,4895
KZ436	Dr Nkosazana Zuma Municipality MZIMANDE NNANTOMBI	TRADITIONAL HOUSE	50	1,4346	15	71,73	10,7595	82,4895
KZ436	Dr Nkosazana Zuma Municipality DLADLA ZILUNGILE RITA	TRADITIONAL HOUSE	50	1,4346	15	71,73	10,7595	82,4895
KZ436	Dr Nkosazana Zuma Municipality SHOZI STITOH	Traditional house	50	1,4346	15	71,73	10,7595	82,4895
KZ436	Dr Nkosazana Zuma Municipality MTHALANE MATHOSHI	MQATSHENI UNDERBURG KZN	50	1,4346	15	71,73	10,7595	82,4895
KZ436	Dr Nkosazana Zuma Municipality MAZIBUKO MIMIZA DOROTHY	SIZANENJANA KWABUTHO S1 U	50	1,4346	15	71,73	10,7595	82,4895
KZ436	Dr Nkosazana Zuma Municipality DLUNGWANA ZANDILE MARIA	HLANGANANI 3 CREIGHTON IXC	50	1,4346	15	71,73	10,7595	82,4895
KZ436	Dr Nkosazana Zuma Municipality MADIBA NAKENI LUCRECIA	SIZANENJANA KWABUTHO S1 U	50	1,4346	15	71,73	10,7595	82,4895
KZ436	Dr Nkosazana Zuma Municipality MTOLO THOLAKELE	NKUMBA BULWER UNDERBERG	50	1,4346	15	71,73	10,7595	82,4895
KZ436	Dr Nkosazana Zuma Municipality BHENGU NSIZWENYE	MQATSHENI UNDERBURG KZN	50	1,4346	15	71,73	10,7595	82,4895
KZ436	Dr Nkosazana Zuma Municipality DLUNGWANE TIBHI DESOLERIA	HLANGANANI 3 CREIGHTON IXC	50	1,4346	15	71,73	10,7595	82,4895
KZ436	Dr Nkosazana Zuma Municipality DLUNGWANA NOMPUMELELO	HLANGANANI 3 CREIGHTON IXC	50	1,4346	15	71,73	10,7595	82,4895
KZ436	Dr Nkosazana Zuma Municipality GAMEDE BHEKISEPHI	Traditional House	50	1,4346	15	71,73	10,7595	82,4895
KZ436	Dr Nkosazana Zuma Municipality NDLELA SHILO	STEPMORE	100	1,4346	15	143,46	21,519	164,979
KZ436	Dr Nkosazana Zuma Municipality DLAMINI MERCY	HLANGANANI 3 CREIGHTON IXC	50	1,4346	15	71,73	10,7595	82,4895
KZ436	Dr Nkosazana Zuma Municipality MBANJWA HENRY	HLANGANANI 3 CREIGHTON IXC	50	1,4346	15	71,73	10,7595	82,4895
KZ436	Dr Nkosazana Zuma Municipality DLAMINI MICHEAL	HLANGANANI 3 CREIGHTON IXC	50	1,4346	15	71,73	10,7595	82,4895
KZ436	Dr Nkosazana Zuma Municipality KUBONI NELISWE ALEXIA	HLANGANANI 3 CREIGHTON IXC	50	1,4346	15	71,73	10,7595	82,4895
KZ436	Dr Nkosazana Zuma Municipality SOKHELA VINCENT BHEKITEMBA	SIZANENJANA KWABUTHO S1 U	50	1,4346	15	71,73	10,7595	82,4895
KZ436	Dr Nkosazana Zuma Municipality MADUNA VENANTIA SIMANGELE	HLANGANANI 3 CREIGHTON IXC	50	1,4346	15	71,73	10,7595	82,4895
KZ436	Dr Nkosazana Zuma Municipality MNCWAMBE SLETHIWE JENNET	HLANGANANI 3 CREIGHTON IXC	50	1,4346	15	71,73	10,7595	82,4895
KZ436	Dr Nkosazana Zuma Municipality MNDALI THOKOZILE REJOICE	HLANGANANI 3 CREIGHTON IXC	50	1,4346	15	71,73	10,7595	82,4895
KZ436	Dr Nkosazana Zuma Municipality DLAMINI ELIZABETH NTOMBI	HLANGANANI 3 CREIGHTON IXC	50	1,4346	15	71,73	10,7595	82,4895
KZ436	Dr Nkosazana Zuma Municipality DLUNGWANE MTHANDENI SKHANYI	HLANGANANI 3 CREIGHTON IXC	50	1,4346	15	71,73	10,7595	82,4895
KZ436	Dr Nkosazana Zuma Municipality DLAMINI SIBUSISO	HLANGANANI 3 CREIGHTON IXC	50	1,4346	15	71,73	10,7595	82,4895
KZ436	Dr Nkosazana Zuma Municipality NDABA KHULULIWE	SIZANENJANA KWABUTHO S1 U	50	1,4346	15	71,73	10,7595	82,4895
KZ436	Dr Nkosazana Zuma Municipality ZULU NONSIKELELO EUNICE	HLANGANANI 3 CREIGHTON IXC	50	1,4346	15	71,73	10,7595	82,4895
KZ436	Dr Nkosazana Zuma Municipality DLUNGWANE SIGUJANA	HLANGANANI 3 CREIGHTON IXC	50	1,4346	15	71,73	10,7595	82,4895
KZ436	Dr Nkosazana Zuma Municipality SOSIBO BABYI ALEX	HLANGANANI 3 CREIGHTON IXC	50	1,4346	15	71,73	10,7595	82,4895
KZ436	Dr Nkosazana Zuma Municipality MTHEMBU HORITIUS SANELE	HLANGANANI 3 CREIGHTON IXC	50	1,4346	15	71,73	10,7595	82,4895
KZ436	Dr Nkosazana Zuma Municipality MNGXATI MZIBANI	TRADITIONAL HOUSE	50	1,4346	15	71,73	10,7595	82,4895
KZ436	Dr Nkosazana Zuma Municipality DLAMINI PRECIOUS PHUMELELO	NKUMBA BULWER UNDERBERG	50	1,4346	15	71,73	10,7595	82,4895
KZ436	Dr Nkosazana Zuma Municipality ZONDI BENGASI HOMISTAH	HLANGANANI 3 CREIGHTON IXC	50	1,4346	15	71,73	10,7595	82,4895
KZ436	Dr Nkosazana Zuma Municipality NZIMANDE FISIWE GRACIA	HLANGANANI 3 CREIGHTON IXC	50	1,4346	15	71,73	10,7595	82,4895
KZ436	Dr Nkosazana Zuma Municipality MAKHAYE BENGASI SYLVIAH	SIZANENJANA KWABUTHO S1 U	50	1,4346	15	71,73	10,7595	82,4895
KZ436	Dr Nkosazana Zuma Municipality NDWATANE ZINHLE CYNTHIA	HLANGANANI 3 CREIGHTON IXC	50	1,4346	15	71,73	10,7595	82,4895
KZ436	Dr Nkosazana Zuma Municipality GAMEDE KHETHIWE EUNICE	HLANGANANI 3 CREIGHTON IXC	50	1,4346	15	71,73	10,7595	82,4895
KZ436	Dr Nkosazana Zuma Municipality NDANGISA THANDEKA	HLANGANANI 3 CREIGHTON IXC	50	1,4346	15	71,73	10,7595	82,4895
KZ436	Dr Nkosazana Zuma Municipality KHUBONE KHOLISILE	TARS VALLEY CREIGHTON KZN	50	1,4346	15	71,73	10,7595	82,4895
KZ436	Dr Nkosazana Zuma Municipality NGUBO MBOKODO	TRADITIONAL HOUSE	50	1,4346	15	71,73	10,7595	82,4895
KZ436	Dr Nkosazana Zuma Municipality JAMA ALBERT	UNDERBERG INFILLS UNDERBERG	50	1,4346	15	71,73	10,7595	82,4895
KZ436	Dr Nkosazana Zuma Municipality MBANJWA MTITINYWA	HLANGANANI 3 CREIGHTON IXC	50	1,4346	15	71,73	10,7595	82,4895
KZ436	Dr Nkosazana Zuma Municipality MBANJWA SOKESIBONE MDODA	HLANGANANI 3 CREIGHTON IXC	50	1,4346	15	71,73	10,7595	82,4895
KZ436	Dr Nkosazana Zuma Municipality DLAMINI BAZIMI THOLAKELE	HLANGANANI 3 CREIGHTON IXC	50	1,4346	15	71,73	10,7595	82,4895
KZ436	Dr Nkosazana Zuma Municipality DLAMINI KUFAKWEZE	HLANGANANI 3 CREIGHTON IXC	50	1,4346	15	71,73	10,7595	82,4895
KZ436	Dr Nkosazana Zuma Municipality DLAMINI KHANYANI BERNARD	HLANGANANI 3 CREIGHTON IXC	50	1,4346	15	71,73	10,7595	82,4895
KZ436	Dr Nkosazana Zuma Municipality NDABA NOMSA ANNA	SIZANENJANA KWABUTHO S1 U	50	1,4346	15	71,73	10,7595	82,4895
KZ436	Dr Nkosazana Zuma Municipality DLAMINI BUSISIWE DORIS	SIZANENJANA KWABUTHO S1 U	50	1,4346	15	71,73	10,7595	82,4895
KZ436	Dr Nkosazana Zuma Municipality BENGU SIPHESIHLE COSMOS	MQATSHENI UNDERBURG KZN	50	1,4346	15	71,73	10,7595	82,4895
KZ436	Dr Nkosazana Zuma Municipality MBANJWA BENZELENI THEMENI	HLANGANANI 3 CREIGHTON IXC	50	1,4346	15	71,73	10,7595	82,4895
KZ436	Dr Nkosazana Zuma Municipality MBANJWA ZUZIWE PRECIOUS	HLANGANANI 3 CREIGHTON IXC	50	1,4346	15	71,73	10,7595	82,4895
KZ436	Dr Nkosazana Zuma Municipality MNCWABE ALLOSIA VIRGINIA	MQATSHENI UNDERBURG KZN	50	1,4346	15	71,73	10,7595	82,4895
KZ436	Dr Nkosazana Zuma Municipality MBANJWA MZOXOLO AUBREY	HLANGANANI 3 CREIGHTON IXC	50	1,4346	15	71,73	10,7595	82,4895
KZ436	Dr Nkosazana Zuma Municipality DLAMINI SYLVIA KWENZEKILE	HLANGANANI 3 CREIGHTON IXC	50	1,4346	15	71,73	10,7595	82,4895
KZ436	Dr Nkosazana Zuma Municipality MAJOZI JONHSON SIBUSISO	MQATSHENI UNDERBURG KZN	50	1,4346	15	71,73	10,7595	82,4895

KZ436	Dr Nkosazana Zuma Municipi GCABA THOLAKELE	HLANGANANI 3 CREIGHTON IXC	50	1,4346	15	71,73	10,7595	82,4895
KZ436	Dr Nkosazana Zuma Municipi MBANJWA PATRICIA VANACIA	HLANGANANI 3 CREIGHTON IXC	50	1,4346	15	71,73	10,7595	82,4895
KZ436	Dr Nkosazana Zuma Municipi MNGUNI NGENGENI FLORINA	HLANGANANI 3 CREIGHTON IXC	50	1,4346	15	71,73	10,7595	82,4895
KZ436	Dr Nkosazana Zuma Municipi MTHEMBU MATHETHI	HLANGANANI 3 CREIGHTON IXC	50	1,4346	15	71,73	10,7595	82,4895
KZ436	Dr Nkosazana Zuma Municipi TSHIZA BONISIWE	HLANGANANI 3 CREIGHTON IXC	50	1,4346	15	71,73	10,7595	82,4895
KZ436	Dr Nkosazana Zuma Municipi NZIMANDE BONGINKOSI	HLANGANANI 3 CREIGHTON IXC	50	1,4346	15	71,73	10,7595	82,4895
KZ436	Dr Nkosazana Zuma Municipi CELE J	HLANGANANI	50	1,4346	15	71,73	10,7595	82,4895
KZ436	Dr Nkosazana Zuma Municipi NZIMANDE XOLISHE	HLANGANANI 3 CREIGHTON IXC	50	1,4346	15	71,73	10,7595	82,4895
KZ436	Dr Nkosazana Zuma Municipi MAJOZI MONDLI	MQATSHENI UNDERBURG KZN	50	1,4346	15	71,73	10,7595	82,4895
KZ436	Dr Nkosazana Zuma Municipi NZIMANDE ZIBUYILE	HLANGANANI 3 CREIGHTON IXC	50	1,4346	15	71,73	10,7595	82,4895
KZ436	Dr Nkosazana Zuma Municipi SHEZI BUKANI	Brick House	50	1,4346	15	71,73	10,7595	82,4895
KZ436	Dr Nkosazana Zuma Municipi NGCOBO PHILANI REFUGE	SIZANENJANA KWABUTHO S1 U	50	1,4346	15	71,73	10,7595	82,4895
KZ436	Dr Nkosazana Zuma Municipi SOSIBO ZIBUYILI	HLANGANANI 3 CREIGHTON IXC	50	1,4346	15	71,73	10,7595	82,4895
KZ436	Dr Nkosazana Zuma Municipi NDABA MBUSENI PETROSE	SIZANENJANA KWABUTHO S1 U	50	1,4346	15	71,73	10,7595	82,4895
KZ436	Dr Nkosazana Zuma Municipi BUYISIWE DLAMINI	AMAKUZA KILMUN S1 UNDERB	50	1,4346	15	71,73	10,7595	82,4895
KZ436	Dr Nkosazana Zuma Municipi BONGIWE JILI	AMAKUZA KILMUN S1 UNDERB	50	1,4346	15	71,73	10,7595	82,4895
KZ436	Dr Nkosazana Zuma Municipi GQINU MAZEDALA	AMAKUZA KILMUN S1 UNDERB	50	1,4346	15	71,73	10,7595	82,4895
KZ436	Dr Nkosazana Zuma Municipi KHOLISILE SHOBA	AMAKUZA KILMUN S1 UNDERB	50	1,4346	15	71,73	10,7595	82,4895
KZ436	Dr Nkosazana Zuma Municipi NGCOBO NOMASANI	MQATSHENI UNDERBURG KZN	50	1,4346	15	71,73	10,7595	82,4895
KZ436	Dr Nkosazana Zuma Municipi MTHEMBU NYOMBIKAYISE LEOCAD	SIZANENJANA KWABUTHO S1 U	50	1,4346	15	71,73	10,7595	82,4895
KZ436	Dr Nkosazana Zuma Municipi KHOBONE THOKOZANI PRUDENCE	HLANGANANI 3 CREIGHTON IXC	50	1,4346	15	71,73	10,7595	82,4895
KZ436	Dr Nkosazana Zuma Municipi MNGUNI NOKUTHULA	HLANGANANI 3 CREIGHTON IXC	50	1,4346	15	71,73	10,7595	82,4895
KZ436	Dr Nkosazana Zuma Municipi DLAMINI HOMISTA DIDEKILE	HLANGANANI 3 CREIGHTON IXC	50	1,4346	15	71,73	10,7595	82,4895
KZ436	Dr Nkosazana Zuma Municipi GEBASHE NONDUMISO ZEPHRA	SIZANENJANA KWABUTHO S1 U	50	1,4346	15	71,73	10,7595	82,4895
KZ436	Dr Nkosazana Zuma Municipi DLAMINI SIMANGELE	HLANGANANI 3 CREIGHTON IXC	50	1,4346	15	71,73	10,7595	82,4895
KZ436	Dr Nkosazana Zuma Municipi DLAMINI XOLISILE AGNES	HLANGANANI 3 CREIGHTON IXC	50	1,4346	15	71,73	10,7595	82,4895
KZ436	Dr Nkosazana Zuma Municipi DLAMINI ZAMMALETHU	HLANGANANI 3 CREIGHTON IXC	50	1,4346	15	71,73	10,7595	82,4895
KZ436	Dr Nkosazana Zuma Municipi ZONDO THOLWENI FLORENCIA	SIZANENJANA KWABUTHO S1 U	50	1,4346	15	71,73	10,7595	82,4895
KZ436	Dr Nkosazana Zuma Municipi DLAMINI SIPHIWE	TRADITIONAL HOUSE	50	1,4346	15	71,73	10,7595	82,4895
KZ436	Dr Nkosazana Zuma Municipi DUMISA NONCEMA	HLANGANANI 3 CREIGHTON IXC	50	1,4346	15	71,73	10,7595	82,4895
KZ436	Dr Nkosazana Zuma Municipi NZIMANDE ZITHOBILE	HLANGANANI 3 CREIGHTON IXC	50	1,4346	15	71,73	10,7595	82,4895
KZ436	Dr Nkosazana Zuma Municipi MBHELE TOPATRICIA	TRADITIONAL HOUSE	50	1,4346	15	71,73	10,7595	82,4895
KZ436	Dr Nkosazana Zuma Municipi NZIMANDE THEMBELIHE PETRUS	HLANGANANI 3 CREIGHTON IXC	50	1,4346	15	71,73	10,7595	82,4895
KZ436	Dr Nkosazana Zuma Municipi NZIMANDE NOSIHE ROSEMARY	HLANGANANI 3 CREIGHTON IXC	50	1,4346	15	71,73	10,7595	82,4895
KZ436	Dr Nkosazana Zuma Municipi MSIYA LINDIWE	TRADITIONAL HOUSE	50	1,4346	15	71,73	10,7595	82,4895
KZ436	Dr Nkosazana Zuma Municipi NZIMANDE BHEKA MOSES	HLANGANANI 3 CREIGHTON IXC	50	1,4346	15	71,73	10,7595	82,4895
KZ436	Dr Nkosazana Zuma Municipi DLAMINI CONSTANCE	HLANGANANI 3 CREIGHTON IXC	50	1,4346	15	71,73	10,7595	82,4895
KZ436	Dr Nkosazana Zuma Municipi ZONDI SITEMBISO GRACE	HLANGANANI 3 CREIGHTON IXC	50	1,4346	15	71,73	10,7595	82,4895
KZ436	Dr Nkosazana Zuma Municipi DLAMININI FNMELE	HLANGANANI 3 CREIGHTON IXC	50	1,4346	15	71,73	10,7595	82,4895
KZ436	Dr Nkosazana Zuma Municipi MSOMI NELISIWE MAGDALENA	50	1,4346	15	71,73	10,7595	82,4895	
KZ436	Dr Nkosazana Zuma Municipi GAMEDE MILDREDISI ZIMBILI	50	1,4346	15	71,73	10,7595	82,4895	
KZ436	Dr Nkosazana Zuma Municipi NOKUHLUPEKA SHOBA	AMAKUZA KILMUN S1 UNDERB	50	1,4346	15	71,73	10,7595	82,4895
KZ436	Dr Nkosazana Zuma Municipi MOSELEKU SINQOBILE PETRUS	HLANGANANI S1 IXOPO KZN	50	1,4346	15	71,73	10,7595	82,4895
KZ436	Dr Nkosazana Zuma Municipi NAKALIBI MAKATSO	MQATSHENI UNDERBURG KZN	50	1,4346	15	71,73	10,7595	82,4895
KZ436	Dr Nkosazana Zuma Municipi KHUBONE ZANDILE	HLANGANANI 3 CREIGHTON IXC	50	1,4346	15	71,73	10,7595	82,4895
KZ436	Dr Nkosazana Zuma Municipi LUSWAZI VERA	50	1,4346	15	71,73	10,7595	82,4895	
KZ436	Dr Nkosazana Zuma Municipi DLAMINI KHAYILANI	HLANGANANI 3 CREIGHTON IXC	50	1,4346	15	71,73	10,7595	82,4895
KZ436	Dr Nkosazana Zuma Municipi KUBONI MOSES MJULUKELWA	HLANGANANI 3 CREIGHTON IXC	50	1,4346	15	71,73	10,7595	82,4895
KZ436	Dr Nkosazana Zuma Municipi DLADLA S	HOUSE	50	1,4346	15	71,73	10,7595	82,4895
KZ436	Dr Nkosazana Zuma Municipi KHUBONE GLORIA BONGI	HLANGANANI 3 CREIGHTON IXC	50	1,4346	15	71,73	10,7595	82,4895
KZ436	Dr Nkosazana Zuma Municipi KHUBONE BEATRICE	HLANGANANI 3 CREIGHTON IXC	50	1,4346	15	71,73	10,7595	82,4895
KZ436	Dr Nkosazana Zuma Municipi MKHULISI ZILINDILE MARTHA	SIZANENJANA KWABUTHO S1 U	50	1,4346	15	71,73	10,7595	82,4895
KZ436	Dr Nkosazana Zuma Municipi MDLADLA BALUNGILE EDISTA	HLANGANANI S1 IXOPO KZN	50	1,4346	15	71,73	10,7595	82,4895
KZ436	Dr Nkosazana Zuma Municipi KHUBONE CHRISTINA VUYISILE	HLANGANANI 3 CREIGHTON IXC	50	1,4346	15	71,73	10,7595	82,4895
KZ436	Dr Nkosazana Zuma Municipi SCHALKWYK JOHN CORNELIUS	50	1,4346	15	71,73	10,7595	82,4895	
KZ436	Dr Nkosazana Zuma Municipi MBANJWA ZWELIJKILE ROMANUS	HLANGANANI 3 CREIGHTON IXC	50	1,4346	15	71,73	10,7595	82,4895
KZ436	Dr Nkosazana Zuma Municipi BENGU DUMSANI	HLANGANANI 3 CREIGHTON IXC	50	1,4346	15	71,73	10,7595	82,4895
KZ436	Dr Nkosazana Zuma Municipi MAGOSO EUNIC	HLANGANANI 3 CREIGHTON IXC	50	1,4346	15	71,73	10,7595	82,4895
KZ436	Dr Nkosazana Zuma Municipi DLAMINI SIBONGO	HLANGANANI 3 CREIGHTON IXC	50	1,4346	15	71,73	10,7595	82,4895
KZ436	Dr Nkosazana Zuma Municipi MEMELA BAZAMILE GLADYS	SIZANENJANA KWABUTHO S1 U	50	1,4346	15	71,73	10,7595	82,4895
KZ436	Dr Nkosazana Zuma Municipi DLAMINI KHEHLA LINUS	SIZANENJANA KWABUTHO S1 U	50	1,4346	15	71,73	10,7595	82,4895
KZ436	Dr Nkosazana Zuma Municipi DLAMINI MZUNGEZWA	HLANGANANI 3 CREIGHTON IXC	50	1,4346	15	71,73	10,7595	82,4895
KZ436	Dr Nkosazana Zuma Municipi DLAMINI FUNELINJANI	HLANGANANI 3 CREIGHTON IXC	50	1,4346	15	71,73	10,7595	82,4895
KZ436	Dr Nkosazana Zuma Municipi MNCWABE THULUZA NTOMBIFIKILI	SIZANENJANA KWABUTHO S1 U	50	1,4346	15	71,73	10,7595	82,4895
KZ436	Dr Nkosazana Zuma Municipi DUMA SABENI	TRADITIONAL HOUSE	50	1,4346	15	71,73	10,7595	82,4895
KZ436	Dr Nkosazana Zuma Municipi MNCWABE NOKULUNGA LUCRECIA	SIZANENJANA KWABUTHO S1 U	50	1,4346	15	71,73	10,7595	82,4895
KZ436	Dr Nkosazana Zuma Municipi ZAMANI XULU	ENKELEBANTWANA S1 BULWER	50	1,4346	15	71,73	10,7595	82,4895
KZ436	Dr Nkosazana Zuma Municipi MBELE SALELENI MALTA	SIZANENJANA KWABUTHO S1 U	50	1,4346	15	71,73	10,7595	82,4895
KZ436	Dr Nkosazana Zuma Municipi DLAMINI MHTUNGATHENJWA	HLANGANANI 3 CREIGHTON IXC	50	1,4346	15	71,73	10,7595	82,4895
KZ436	Dr Nkosazana Zuma Municipi NZIMANDE DUMSANI	QULASHE UNDERBURG KZN	50	1,4346	15	71,73	10,7595	82,4895
KZ436	Dr Nkosazana Zuma Municipi GEBASHE BUHLEBUYEZA	SIZANENJANA KWABUTHO S1 U	50	1,4346	15	71,73	10,7595	82,4895
KZ436	Dr Nkosazana Zuma Municipi GEBASHE FUNEYAKHE PHILLIOS	SIZANENJANA KWABUTHO S1 U	50	1,4346	15	71,73	10,7595	82,4895
KZ436	Dr Nkosazana Zuma Municipi XABA LUCIA ZIBUYILE	HLANGANANI S1 IXOPO KZN	50	1,4346	15	71,73	10,7595	82,4895
KZ436	Dr Nkosazana Zuma Municipi MNCWABE SIBONGISENI	SIZANENJANA KWABUTHO S1 U	50	1,4346	15	71,73	10,7595	82,4895
KZ436	Dr Nkosazana Zuma Municipi MBANJWA KHEHLEZA	HLANGANANI 3 CREIGHTON IXC	50	1,4346	15	71,73	10,7595	82,4895
KZ436	Dr Nkosazana Zuma Municipi ZONDI NOKULUNGA GETRUDE	SUN CITY BULWER PMB KZN	50	1,4346	15	71,73	10,7595	82,4895
KZ436	Dr Nkosazana Zuma Municipi JILI VELILE	HLANGANANI 3 CREIGHTON IXC	50	1,4346	15	71,73	10,7595	82,4895
KZ436	Dr Nkosazana Zuma Municipi MIYA NTOMBISILE	MQATSHENI UNDERBURG KZN	50	1,4346	15	71,73	10,7595	82,4895
KZ436	Dr Nkosazana Zuma Municipi LUSHOZI TIKEKILE	Traditional house	50	1,4346	15	71,73	10,7595	82,4895
KZ436	Dr Nkosazana Zuma Municipi MAJOZI ZAKITHI	MQATSHENI UNDERBURG KZN	50	1,4346	15	71,73	10,7595	82,4895
KZ436	Dr Nkosazana Zuma Municipi MDLADLA NTOMBIZINI ALEXIA	SIZANENJANA KWABUTHO S1 U	50	1,4346	15	71,73	10,7595	82,4895
KZ436	Dr Nkosazana Zuma Municipi NZIMANDE NELLIE	HLANGANANI 3 CREIGHTON IXC	50	1,4346	15	71,73	10,7595	82,4895
KZ436	Dr Nkosazana Zuma Municipi PHUNGULA CRESENTINA SALELANI	HLANGANANI 3 CREIGHTON IXC	50	1,4346	15	71,73	10,7595	82,4895

KZ436	Dr Nkosazana Zuma Municipality DLAMINI MANDLA	HLANGANANI 3 CREIGHTON IXC	50	1,4346	15	71,73	10,7595	82,4895
KZ436	Dr Nkosazana Zuma Municipality MZIZI KHANYISILE GLADYS	HLANGANANI 3 CREIGHTON IXC	50	1,4346	15	71,73	10,7595	82,4895
KZ436	Dr Nkosazana Zuma Municipality MBANJWA NTOMBIFIKILE GLORIA	HLANGANANI 3 CREIGHTON IXC	50	1,4346	15	71,73	10,7595	82,4895
KZ436	Dr Nkosazana Zuma Municipality ZULU CIYA	HLANGANANI 3 CREIGHTON IXC	50	1,4346	15	71,73	10,7595	82,4895
KZ436	Dr Nkosazana Zuma Municipality MADONDA THENJIWE	HLANGANANI 3 CREIGHTON IXC	50	1,4346	15	71,73	10,7595	82,4895
KZ436	Dr Nkosazana Zuma Municipality JILI BUYISIWE	HLANGANANI 3 CREIGHTON IXC	50	1,4346	15	71,73	10,7595	82,4895
KZ436	Dr Nkosazana Zuma Municipality DLANGISA WINILE	HLANGANANI 3 CREIGHTON IXC	50	1,4346	15	71,73	10,7595	82,4895
KZ436	Dr Nkosazana Zuma Municipality DLAMINI NOMVELO	HLANGANANI 3 CREIGHTON IXC	50	1,4346	15	71,73	10,7595	82,4895
KZ436	Dr Nkosazana Zuma Municipality SHEZI ZANELE	HLANGANANI 3 CREIGHTON IXC	50	1,4346	15	71,73	10,7595	82,4895
KZ436	Dr Nkosazana Zuma Municipality MVELASE NOKUTHULA CYNTHIA	HLANGANANI 3 CREIGHTON IXC	50	1,4346	15	71,73	10,7595	82,4895
KZ436	Dr Nkosazana Zuma Municipality MBANJWA MZIBENI MZWEWENKO	HLANGANANI 3 CREIGHTON IXC	50	1,4346	15	71,73	10,7595	82,4895
KZ436	Dr Nkosazana Zuma Municipality MBANJWA ZAMEKILE BUZEKILE	HLANGANANI 3 CREIGHTON IXC	50	1,4346	15	71,73	10,7595	82,4895
KZ436	Dr Nkosazana Zuma Municipality TSHEZI ZIPHELILE	QULASHE UNDERBURG KZN	50	1,4346	15	71,73	10,7595	82,4895
KZ436	Dr Nkosazana Zuma Municipality MTOLO ZWELEFANA	TRADITIONAL HOUSE	50	1,4346	15	71,73	10,7595	82,4895
KZ436	Dr Nkosazana Zuma Municipality DLAMINI LINDIWE THEODONSIO	HLANGANANI 3 CREIGHTON IXC	50	1,4346	15	71,73	10,7595	82,4895
KZ436	Dr Nkosazana Zuma Municipality MTHEMBU MUSA	SIZANENJANA KWABUTHO S1 U	50	1,4346	15	71,73	10,7595	82,4895
KZ436	Dr Nkosazana Zuma Municipality HLANGULELA HENDRY	Brick House	50	1,4346	15	71,73	10,7595	82,4895
KZ436	Dr Nkosazana Zuma Municipality MBANJWA MDIDIYELI	HLANGANANI 3 CREIGHTON IXC	50	1,4346	15	71,73	10,7595	82,4895
KZ436	Dr Nkosazana Zuma Municipality MAGOSO MLUNGISI CHRISTOPHER	HLANGANANI 3 CREIGHTON IXC	50	1,4346	15	71,73	10,7595	82,4895
KZ436	Dr Nkosazana Zuma Municipality MBANJWA SENZO	HLANGANANI 3 CREIGHTON IXC	50	1,4346	15	71,73	10,7595	82,4895
KZ436	Dr Nkosazana Zuma Municipality PHUNGULA BAFANA ALBERT	SIZANENJANA KWABUTHO S1 U	50	1,4346	15	71,73	10,7595	82,4895
KZ436	Dr Nkosazana Zuma Municipality DLAMINI NTOMBI	EHLABENI BULWER KZN	50	1,4346	15	71,73	10,7595	82,4895
KZ436	Dr Nkosazana Zuma Municipality CHIYA EUNICE NTOMBIZODWA	HLANGANANI 3 CREIGHTON IXC	50	1,4346	15	71,73	10,7595	82,4895
KZ436	Dr Nkosazana Zuma Municipality DLAMINI PATRICA NTOMBELHLE	HLANGANANI 3 CREIGHTON IXC	50	1,4346	15	71,73	10,7595	82,4895
KZ436	Dr Nkosazana Zuma Municipality MNCWABE ELIZABETH NCENGENI	SIZANENJANA KWABUTHO S1 U	50	1,4346	15	71,73	10,7595	82,4895
KZ436	Dr Nkosazana Zuma Municipality ZIKODE FLORA ZONGILE	HLANGANANI 3 CREIGHTON IXC	50	1,4346	15	71,73	10,7595	82,4895
KZ436	Dr Nkosazana Zuma Municipality ZIKODE NTOMBENGAKA FELANI	HLANGANANI 3 CREIGHTON IXC	50	1,4346	15	71,73	10,7595	82,4895
KZ436	Dr Nkosazana Zuma Municipality LINDA THANDOKWAKHE	HLANGANANI 3 CREIGHTON IXC	50	1,4346	15	71,73	10,7595	82,4895
KZ436	Dr Nkosazana Zuma Municipality HLONGWANE GEKEKE PAULOS	HSE	50	1,4346	15	71,73	10,7595	82,4895
KZ436	Dr Nkosazana Zuma Municipality NGCOBO NDINGILIDI IREN	SIZANENJANA KWABUTHO S1 U	50	1,4346	15	71,73	10,7595	82,4895
KZ436	Dr Nkosazana Zuma Municipality DLAMINI BONGIWE SLINDILE	HLANGANANI 3 CREIGHTON IXC	50	1,4346	15	71,73	10,7595	82,4895
KZ436	Dr Nkosazana Zuma Municipality NOTHBOLIA HAPPINESS	50	1,4346	15	71,73	10,7595	82,4895	
KZ436	Dr Nkosazana Zuma Municipality NHLANGULELA CUPHELENI AGNES	SIZANENJANA KWABUTHO S1 U	50	1,4346	15	71,73	10,7595	82,4895
KZ436	Dr Nkosazana Zuma Municipality MBANJWA NCAMSILE FLORENCE	HLANGANANI 3 CREIGHTON IXC	50	1,4346	15	71,73	10,7595	82,4895
KZ436	Dr Nkosazana Zuma Municipality MBANJWA SANDILE JUSTICE	50	1,4346	15	71,73	10,7595	82,4895	
KZ436	Dr Nkosazana Zuma Municipality XASIBA MZWAKHE AMBROSE	MGWABABEBI ENKELEBANTWA	50	1,4346	15	71,73	10,7595	82,4895
KZ436	Dr Nkosazana Zuma Municipality MOFOKENG TESSA	MGWABABEBI ENKELEBANTWA	50	1,4346	15	71,73	10,7595	82,4895
KZ436	Dr Nkosazana Zuma Municipality MNGUNI HLENGIWE PRINCESS	HLANGANANI 3 CREIGHTON IXC	50	1,4346	15	71,73	10,7595	82,4895
KZ436	Dr Nkosazana Zuma Municipality DLAMINI THOBILE CYNTHIA	HLANGANANI 3 CREIGHTON IXC	50	1,4346	15	71,73	10,7595	82,4895
KZ436	Dr Nkosazana Zuma Municipality NGCOBO M	HOUSE	50	1,4346	15	71,73	10,7595	82,4895
KZ436	Dr Nkosazana Zuma Municipality MNCWABE EUVONNE	Brick House	50	1,4346	15	71,73	10,7595	82,4895
KZ436	Dr Nkosazana Zuma Municipality MBANJWA SIZENI ALEXIA	HLANGANANI 3 CREIGHTON IXC	50	1,4346	15	71,73	10,7595	82,4895
KZ436	Dr Nkosazana Zuma Municipality MKHIZE MSUKELWA PERCY	MGWABABEBI ENKELEBANTWA	50	1,4346	15	71,73	10,7595	82,4895
KZ436	Dr Nkosazana Zuma Municipality ZULU SIBONGILE	TRADITIONAL HOUSE	50	1,4346	15	71,73	10,7595	82,4895
KZ436	Dr Nkosazana Zuma Municipality ZONDO MBONGENI JAMES	SIZANENJANA KWABUTHO S1 U	50	1,4346	15	71,73	10,7595	82,4895
KZ436	Dr Nkosazana Zuma Municipality DLAMINI MADELENI PAULUS	HLANGANANI 3 CREIGHTON IXC	50	1,4346	15	71,73	10,7595	82,4895
KZ436	Dr Nkosazana Zuma Municipality MNCWABE NECTARBPHEKILE	SIZANENJANA KWABUTHO S1 U	50	1,4346	15	71,73	10,7595	82,4895
KZ436	Dr Nkosazana Zuma Municipality MBANJWA FUNOKWAKHE WELCOM	HLANGANANI 3 CREIGHTON IXC	50	1,4346	15	71,73	10,7595	82,4895
KZ436	Dr Nkosazana Zuma Municipality MDLADLA BHEKIZITHA	TRADITIONAL HOUSE	50	1,4346	15	71,73	10,7595	82,4895
KZ436	Dr Nkosazana Zuma Municipality MKHULISI NTOMBI	SIZANENJANA KWABUTHO S1 U	50	1,4346	15	71,73	10,7595	82,4895
KZ436	Dr Nkosazana Zuma Municipality MBANJWA NOMAKHOSI ANNA	HLANGANANI 3 CREIGHTON IXC	50	1,4346	15	71,73	10,7595	82,4895
KZ436	Dr Nkosazana Zuma Municipality MBANJWA ZANELE	HLANGANANI 3 CREIGHTON IXC	50	1,4346	15	71,73	10,7595	82,4895
KZ436	Dr Nkosazana Zuma Municipality MBANJWA XOLISILE	HLANGANANI 3 CREIGHTON IXC	50	1,4346	15	71,73	10,7595	82,4895
KZ436	Dr Nkosazana Zuma Municipality MBANJWA ERNEST	HLANGANANI 3 CREIGHTON IXC	50	1,4346	15	71,73	10,7595	82,4895
KZ436	Dr Nkosazana Zuma Municipality MBANJWA NANA THEODORE	HLANGANANI 3 CREIGHTON IXC	50	1,4346	15	71,73	10,7595	82,4895
KZ436	Dr Nkosazana Zuma Municipality MAGDALENA JQSILE FLORENCE	HLANGANANI 3 CREIGHTON IXC	50	1,4346	15	71,73	10,7595	82,4895
KZ436	Dr Nkosazana Zuma Municipality MAGOSO ANNIE	HLANGANANI 3 CREIGHTON IXC	50	1,4346	15	71,73	10,7595	82,4895
KZ436	Dr Nkosazana Zuma Municipality SIMELANE SIYANDA	ENKELEBANTWANA S1 BULWER	50	1,4346	15	71,73	10,7595	82,4895
KZ436	Dr Nkosazana Zuma Municipality MBANJWA ZUMKILE	HLANGANANI 3 CREIGHTON IXC	50	1,4346	15	71,73	10,7595	82,4895
KZ436	Dr Nkosazana Zuma Municipality NDWALANE LANDIWE PROTASIA	50	1,4346	15	71,73	10,7595	82,4895	
KZ436	Dr Nkosazana Zuma Municipality DLAMINI MKHETHENI	EHLABENI BULWER KZN	50	1,4346	15	71,73	10,7595	82,4895
KZ436	Dr Nkosazana Zuma Municipality ZUMA LANDIWE ANNATORIA	HLANGANANI 3 CREIGHTON IXC	50	1,4346	15	71,73	10,7595	82,4895
KZ436	Dr Nkosazana Zuma Municipality KHWELA DUMAZILE VENANCIA	EHLABENI BULWER KZN	50	1,4346	15	71,73	10,7595	82,4895
KZ436	Dr Nkosazana Zuma Municipality ZUMA PRESILLA	HLANGANANI 3 CREIGHTON IXC	50	1,4346	15	71,73	10,7595	82,4895
KZ436	Dr Nkosazana Zuma Municipality MBANJWA SIPHO	HLANGANANI 3 CREIGHTON IXC	50	1,4346	15	71,73	10,7595	82,4895
KZ436	Dr Nkosazana Zuma Municipality MBANJWA SIBONGISENI	HLANGANANI 3 CREIGHTON IXC	50	1,4346	15	71,73	10,7595	82,4895
KZ436	Dr Nkosazana Zuma Municipality LANGA MTHOKOZISI D	HLANGANANI 3 CREIGHTON IXC	50	1,4346	15	71,73	10,7595	82,4895
KZ436	Dr Nkosazana Zuma Municipality NDWALANE GOONESS	HLANGANANI 3 CREIGHTON IXC	50	1,4346	15	71,73	10,7595	82,4895
KZ436	Dr Nkosazana Zuma Municipality NDLOVU NOMAKHWEZI	TRADITIONAL HOUSE	50	1,4346	15	71,73	10,7595	82,4895
KZ436	Dr Nkosazana Zuma Municipality DLAMINI STELEMBE	HLANGANANI 3 CREIGHTON IXC	50	1,4346	15	71,73	10,7595	82,4895
KZ436	Dr Nkosazana Zuma Municipality LANGA KHOLISIWE	HLANGANANI 3 CREIGHTON IXC	50	1,4346	15	71,73	10,7595	82,4895
KZ436	Dr Nkosazana Zuma Municipality DLAMINI FULANKI	HLANGANANI 3 CREIGHTON IXC	50	1,4346	15	71,73	10,7595	82,4895
KZ436	Dr Nkosazana Zuma Municipality NDWALANE PRISCA BONGEKILE	HLANGANANI 3 CREIGHTON IXC	50	1,4346	15	71,73	10,7595	82,4895
KZ436	Dr Nkosazana Zuma Municipality ZONDI NOMCWANE	HLANGANANI 3 CREIGHTON IXC	50	1,4346	15	71,73	10,7595	82,4895
KZ436	Dr Nkosazana Zuma Municipality SHELEMBE BAKHETHILE	HLANGANANI 3 CREIGHTON IXC	50	1,4346	15	71,73	10,7595	82,4895
KZ436	Dr Nkosazana Zuma Municipality NJILO TAMMY	HLANGANANI 3 CREIGHTON IXC	50	1,4346	15	71,73	10,7595	82,4895
KZ436	Dr Nkosazana Zuma Municipality DLAMINI THULELENI	HLANGANANI 3 CREIGHTON IXC	50	1,4346	15	71,73	10,7595	82,4895
KZ436	Dr Nkosazana Zuma Municipality GAMEDE ZIDELISENI	HLANGANANI 3 CREIGHTON IXC	50	1,4346	15	71,73	10,7595	82,4895
KZ436	Dr Nkosazana Zuma Municipality MALEVU SITHEMBISO PENNINGTON	SIZANENJANA KWABUTHO S1 U	50	1,4346	15	71,73	10,7595	82,4895
KZ436	Dr Nkosazana Zuma Municipality MHLONGO THULISILE ANNATORIA	HLANGANANI 3 CREIGHTON IXC	50	1,4346	15	71,73	10,7595	82,4895
KZ436	Dr Nkosazana Zuma Municipality SOWELA NOSIPHO A	HLANGANANI 3 CREIGHTON IXC	50	1,4346	15	71,73	10,7595	82,4895
KZ436	Dr Nkosazana Zuma Municipality SOSIBO HEMRIETTA SINDISIWE	HLANGANANI 3 CREIGHTON IXC	50	1,4346	15	71,73	10,7595	82,4895
KZ436	Dr Nkosazana Zuma Municipality SOSIBO MAKHOSAZANA VAKASHILE	HLANGANANI 3 CREIGHTON IXC	50	1,4346	15	71,73	10,7595	82,4895

KZ436	Dr Nkosazana Zuma Municipality MOKUBUNA BUSISIWE NONORATT, HLANGANANI 3 CREIGHTON IXC	50	1,4346	15	71,73	10,7595	82,4895
KZ436	Dr Nkosazana Zuma Municipality ZULU BHEKIMPI DANIEL HLANGANANI 3 CREIGHTON IXC	50	1,4346	15	71,73	10,7595	82,4895
KZ436	Dr Nkosazana Zuma Municipality MAZIBUKO CHITHIBANDLA MICHAEL SIZANENJANA KWABUTHO S1 U	50	1,4346	15	71,73	10,7595	82,4895
KZ436	Dr Nkosazana Zuma Municipality ZUMA PHATHEKILE PELAGRINA HLANGANANI 3 CREIGHTON IXC	50	1,4346	15	71,73	10,7595	82,4895
KZ436	Dr Nkosazana Zuma Municipality MSHENGU THULELENI MARGARET HLANGANANI 3 CREIGHTON IXC	50	1,4346	15	71,73	10,7595	82,4895
KZ436	Dr Nkosazana Zuma Municipality DLAMINI THOKO MARIA HLANGANANI 3 CREIGHTON IXC	50	1,4346	15	71,73	10,7595	82,4895
KZ436	Dr Nkosazana Zuma Municipality CHIYA QONDENI Traditional house	50	1,4346	15	71,73	10,7595	82,4895
KZ436	Dr Nkosazana Zuma Municipality SOSIBO QONDENI BAKHALISE BHATINI	50	1,4346	15	71,73	10,7595	82,4895
KZ436	Dr Nkosazana Zuma Municipality KHUBONI ALPHEUS NOMHOJANA	50	1,4346	15	71,73	10,7595	82,4895
KZ436	Dr Nkosazana Zuma Municipality DLAMINI NHLANHLA CONGRAT HLANGANANI 3 CREIGHTON IXC	50	1,4346	15	71,73	10,7595	82,4895
KZ436	Dr Nkosazana Zuma Municipality SOSIBO FRANS HLANGANANI 3 CREIGHTON IXC	50	1,4346	15	71,73	10,7595	82,4895
KZ436	Dr Nkosazana Zuma Municipality MZIMANDE NNANTOMBI TRADITIONAL HOUSE	50	1,4346	15	71,73	10,7595	82,4895
KZ436	Dr Nkosazana Zuma Municipality NENE VEZI BHATINI	50	1,4346	15	71,73	10,7595	82,4895
KZ436	Dr Nkosazana Zuma Municipality MBATHA NGAKHEPHI BHATINI	50	1,4346	15	71,73	10,7595	82,4895
KZ436	Dr Nkosazana Zuma Municipality MBANJWA BONGINKOSI KILMON MAGCAKENI LOCATION	50	1,4346	15	71,73	10,7595	82,4895
KZ436	Dr Nkosazana Zuma Municipality ZIKODE QONDEKILE BALANDILE BHATINI	50	1,4346	15	71,73	10,7595	82,4895
KZ436	Dr Nkosazana Zuma Municipality MADLALA E HOUSE	50	1,4346	15	71,73	10,7595	82,4895
KZ436	Dr Nkosazana Zuma Municipality MTHEMBU NOKWANDA BHATINI	50	1,4346	15	71,73	10,7595	82,4895
KZ436	Dr Nkosazana Zuma Municipality MBANJWA CEBISILE BHATINI	50	1,4346	15	71,73	10,7595	82,4895
KZ436	Dr Nkosazana Zuma Municipality JACA NOMBUSO ELMINA EHLABENI BULWER KZN	50	1,4346	15	71,73	10,7595	82,4895
KZ436	Dr Nkosazana Zuma Municipality DLAMINI NOMVULA NCAMISILE BHATINI	50	1,4346	15	71,73	10,7595	82,4895
KZ436	Dr Nkosazana Zuma Municipality SOSIBO NGUBUKAZI BHATINI	50	1,4346	15	71,73	10,7595	82,4895
KZ436	Dr Nkosazana Zuma Municipality MWELASE ZODWA EDISTA SIZANENJANA KWABUTHO S1 U	50	1,4346	15	71,73	10,7595	82,4895
KZ436	Dr Nkosazana Zuma Municipality SOSIBO ZININGI PROMISE BHATINI	50	1,4346	15	71,73	10,7595	82,4895
KZ436	Dr Nkosazana Zuma Municipality SOSIBO NTO BADUBILE BHATINI	50	1,4346	15	71,73	10,7595	82,4895
KZ436	Dr Nkosazana Zuma Municipality NJILO MATHULUZA BRICK HOUSE SIBIZANE	50	1,4346	15	71,73	10,7595	82,4895
KZ436	Dr Nkosazana Zuma Municipality SOSIBO DAMU SENZENI BHATINI	50	1,4346	15	71,73	10,7595	82,4895
KZ436	Dr Nkosazana Zuma Municipality JAMA JABULILE EUNICE BHATINI	50	1,4346	15	71,73	10,7595	82,4895
KZ436	Dr Nkosazana Zuma Municipality MAJILA SANELE BHATINI	50	1,4346	15	71,73	10,7595	82,4895
KZ436	Dr Nkosazana Zuma Municipality JAMA QUILTY ANNASTASIA BHATINI	50	1,4346	15	71,73	10,7595	82,4895
KZ436	Dr Nkosazana Zuma Municipality MAKHANYA THOKOZILE TRADITIONAL HOUSE	50	1,4346	15	71,73	10,7595	82,4895
KZ436	Dr Nkosazana Zuma Municipality SHEZI SIYABONGA MZWANDILE BHATINI	50	1,4346	15	71,73	10,7595	82,4895
KZ436	Dr Nkosazana Zuma Municipality DLAMINI BONGEKILE NSIMBINI	50	1,4346	15	71,73	10,7595	82,4895
KZ436	Dr Nkosazana Zuma Municipality MEMELA DUMISILE PROTASIA NSIMBINI	50	1,4346	15	71,73	10,7595	82,4895
KZ436	Dr Nkosazana Zuma Municipality ZONDO MTHENJWA VITUS SIZANENJANA KWABUTHO S1 U	50	1,4346	15	71,73	10,7595	82,4895
KZ436	Dr Nkosazana Zuma Municipality BASI NONHLANHLA SYLVIA SIZANENJANA KWABUTHO S1 U	50	1,4346	15	71,73	10,7595	82,4895
KZ436	Dr Nkosazana Zuma Municipality NJILO MATHULUZA SHACK	50	1,4346	15	71,73	10,7595	82,4895
KZ436	Dr Nkosazana Zuma Municipality MNDAWENI PHUMZILE LIZAH SIZANENJANA KWABUTHO S1 U	50	1,4346	15	71,73	10,7595	82,4895
KZ436	Dr Nkosazana Zuma Municipality DLAMINI THOMOLOZA HLANGANANI	50	1,4346	15	71,73	10,7595	82,4895
KZ436	Dr Nkosazana Zuma Municipality DLAMINI LINDANI HLANGANANI	50	1,4346	15	71,73	10,7595	82,4895
KZ436	Dr Nkosazana Zuma Municipality JILI BAVUMILE HLANGANANI	50	1,4346	15	71,73	10,7595	82,4895
KZ436	Dr Nkosazana Zuma Municipality MIYA NGAKHEPHI NGENZENI SIZANENJANA KWABUTHO S1 U	50	1,4346	15	71,73	10,7595	82,4895
KZ436	Dr Nkosazana Zuma Municipality MOLEFE MATTY Brick House	50	1,4346	15	71,73	10,7595	82,4895
KZ436	Dr Nkosazana Zuma Municipality DLUDLU MKHASHWA PHILLIP SIZANENJANA KWABUTHO S1 U	50	1,4346	15	71,73	10,7595	82,4895
KZ436	Dr Nkosazana Zuma Municipality DLUDLU PHILISWE SAMELIA SIZANENJANA KWABUTHO S1 U	50	1,4346	15	71,73	10,7595	82,4895
KZ436	Dr Nkosazana Zuma Municipality MKHULISI NOMATHEMBU PHILPA SIZANENJANA KWABUTHO S1 U	50	1,4346	15	71,73	10,7595	82,4895
KZ436	Dr Nkosazana Zuma Municipality NJILO MATHILI TRADITIONAL HOUSE	50	1,4346	15	71,73	10,7595	82,4895
KZ436	Dr Nkosazana Zuma Municipality DLAMINI MATUNDA TRADITIONAL HOUSE	50	1,4346	15	71,73	10,7595	82,4895
KZ436	Dr Nkosazana Zuma Municipality MAZIBUKO HLAMUKILE ANNATORIA SIZANENJANA KWABUTHO S1 U	50	1,4346	15	71,73	10,7595	82,4895
KZ436	Dr Nkosazana Zuma Municipality MKHULISE NOKO SIZANENJANA KWABUTHO S1 U	50	1,4346	15	71,73	10,7595	82,4895
KZ436	Dr Nkosazana Zuma Municipality NDLOVU MPATHONI SIPHIWE SIZANENJANA KWABUTHO S1 U	50	1,4346	15	71,73	10,7595	82,4895
KZ436	Dr Nkosazana Zuma Municipality MEMELA LONDIWE QULASHE UNDERBURG KZN	50	1,4346	15	71,73	10,7595	82,4895
KZ436	Dr Nkosazana Zuma Municipality SHABALALA SOPHENI TRADITIONAL HOUSE	50	1,4346	15	71,73	10,7595	82,4895
KZ436	Dr Nkosazana Zuma Municipality ZONDI ZOLILE QULASHE UNDERBURG KZN	50	1,4346	15	71,73	10,7595	82,4895
KZ436	Dr Nkosazana Zuma Municipality BEKWA SEBENZANI TRADITIONAL HOUSE	50	1,4346	15	71,73	10,7595	82,4895
KZ436	Dr Nkosazana Zuma Municipality MAZIBUKO GLADNESS NOMATHAM SIZANENJANA KWABUTHO S1 U	50	1,4346	15	71,73	10,7595	82,4895
KZ436	Dr Nkosazana Zuma Municipality MAZIBUKO SLINDILE WENDY SIZANENJANA KWABUTHO S1 U	50	1,4346	15	71,73	10,7595	82,4895
KZ436	Dr Nkosazana Zuma Municipality MAZIBUKO MKHEKHELEZI FREDRICK SIZANENJANA KWABUTHO S1 U	50	1,4346	15	71,73	10,7595	82,4895
KZ436	Dr Nkosazana Zuma Municipality DLAMINI BHEKI TRADITIONAL HOUSE	50	1,4346	15	71,73	10,7595	82,4895
KZ436	Dr Nkosazana Zuma Municipality SOSIBO GAQANA SIZANENJANA KWABUTHO S1 U	50	1,4346	15	71,73	10,7595	82,4895
KZ436	Dr Nkosazana Zuma Municipality DLAMINI NGENAMUNTU NKWEZELA BULWER KZN	50	1,4346	15	71,73	10,7595	82,4895
KZ436	Dr Nkosazana Zuma Municipality KHUBONE ROBERT TRADITIONAL HOUSE	50	1,4346	15	71,73	10,7595	82,4895
KZ436	Dr Nkosazana Zuma Municipality BHENGU MZANYWA Traditional house	50	1,4346	15	71,73	10,7595	82,4895
KZ436	Dr Nkosazana Zuma Municipality NZIMANDE VUSUMUZI MDAYANA	50	1,4346	15	71,73	10,7595	82,4895
KZ436	Dr Nkosazana Zuma Municipality ZULU MSAWENKOSI ARMSTRONG HLANGANANI	50	1,4346	15	71,73	10,7595	82,4895
KZ436	Dr Nkosazana Zuma Municipality MKHULISE NONYAMEZELO EVELYN SIZANENJANA KWABUTHO S1 U	50	1,4346	15	71,73	10,7595	82,4895
KZ436	Dr Nkosazana Zuma Municipality MTHEMBU NOKUKHANYA ETHEL SIZANENJANA KWABUTHO S1 U	50	1,4346	15	71,73	10,7595	82,4895
KZ436	Dr Nkosazana Zuma Municipality MTHEMBU THABANE GOUGEN SIZANENJANA KWABUTHO S1 U	50	1,4346	15	71,73	10,7595	82,4895
KZ436	Dr Nkosazana Zuma Municipality BASI SIZA ANNATORIA SIZANENJANA KWABUTHO S1 U	50	1,4346	15	71,73	10,7595	82,4895
KZ436	Dr Nkosazana Zuma Municipality MTHEMBU SWELENI DUMAZILE	50	1,4346	15	71,73	10,7595	82,4895
KZ436	Dr Nkosazana Zuma Municipality BEKWA MDINGI TRADITIONAL HOUSE	50	1,4346	15	71,73	10,7595	82,4895
KZ436	Dr Nkosazana Zuma Municipality MDLADLA NOMUSA SIZANENJANA KWABUTHO S1 U	50	1,4346	15	71,73	10,7595	82,4895
KZ436	Dr Nkosazana Zuma Municipality MAY BUSISIWE BEAUTY AMAKUZA UNDERBURG KZN	50	1,4346	15	71,73	10,7595	82,4895
KZ436	Dr Nkosazana Zuma Municipality MDLADLA NGQOMBO TRADITIONAL HOUSE	50	1,4346	15	71,73	10,7595	82,4895
KZ436	Dr Nkosazana Zuma Municipality VICTOR ZONDI AMAKUZA S1 KZN OU	50	1,4346	15	71,73	10,7595	82,4895
KZ436	Dr Nkosazana Zuma Municipality SIBETHA NONKONZO OCTEVIA AMAKHUZE UNDERBURG KZN	50	1,4346	15	71,73	10,7595	82,4895
KZ436	Dr Nkosazana Zuma Municipality ZULU PATRICIA TRADITIONAL HOUSE	50	1,4346	15	71,73	10,7595	82,4895
KZ436	Dr Nkosazana Zuma Municipality SHEZI SIHLE QULASHE UNDERBURG KZN	50	1,4346	15	71,73	10,7595	82,4895
KZ436	Dr Nkosazana Zuma Municipality DLAMINI KOKANI TRADITIONAL HOUSE	50	1,4346	15	71,73	10,7595	82,4895
KZ436	Dr Nkosazana Zuma Municipality SHEZI EMMACULATE QULASHE UNDERBURG KZN	50	1,4346	15	71,73	10,7595	82,4895
KZ436	Dr Nkosazana Zuma Municipality ZONDI THOKOZILE QULASHE UNDERBURG KZN	50	1,4346	15	71,73	10,7595	82,4895
KZ436	Dr Nkosazana Zuma Municipality MSIYA NOKWAZI TRADITIONAL HOUSE	50	1,4346	15	71,73	10,7595	82,4895
KZ436	Dr Nkosazana Zuma Municipality MIYA PHUMZILE TRADITIONAL HOUSE	50	1,4346	15	71,73	10,7595	82,4895

KZ436	Dr Nkosazana Zuma Municipality CHAGWE BHUNGU ALFOS	AMAKUZA UNDERBURG KZN	50	1,4346	15	71,73	10,7595	82,4895
KZ436	Dr Nkosazana Zuma Municipality MEMELA SYLVIA	NKWEZELA BULWER KZN	50	1,4346	15	71,73	10,7595	82,4895
KZ436	Dr Nkosazana Zuma Municipality XABA THOKOZANI	HLANGANANI 4 UNDERBERG K	50	1,4346	15	71,73	10,7595	82,4895
KZ436	Dr Nkosazana Zuma Municipality ZONDO ZITOKILE	SIZANENJANA KWABUTHO S1 U	50	1,4346	15	71,73	10,7595	82,4895
KZ436	Dr Nkosazana Zuma Municipality DLAMINI MFANO	HLANGANANI 4 UNDERBERG K	50	1,4346	15	71,73	10,7595	82,4895
KZ436	Dr Nkosazana Zuma Municipality MTOLO ZINCANE CARISTA		50	1,4346	15	71,73	10,7595	82,4895
KZ436	Dr Nkosazana Zuma Municipality DLAMINI PHOZA THOLAKELE	HLANGANANI 4 UNDERBERG K	50	1,4346	15	71,73	10,7595	82,4895
KZ436	Dr Nkosazana Zuma Municipality XABA AGNES	TRADITIONAL HOUSE	50	1,4346	15	71,73	10,7595	82,4895
KZ436	Dr Nkosazana Zuma Municipality SMELANE MUZIWEMALI	QULASHE UNDERBURG KZN	50	1,4346	15	71,73	10,7595	82,4895
KZ436	Dr Nkosazana Zuma Municipality ZONDI THEMBI MAUREEN	QULASHE S1 UNDERBERG CNCK	50	1,4346	15	71,73	10,7595	82,4895
KZ436	Dr Nkosazana Zuma Municipality MUTHWA NOKUZOLA PRUDENCE	QULASHE S1 UNDERBERG CNCK	50	1,4346	15	71,73	10,7595	82,4895
KZ436	Dr Nkosazana Zuma Municipality MTOLO MLEKELELI NKOSIBONILE	QULASHE S1 UNDERBERG CNCK	50	1,4346	15	71,73	10,7595	82,4895
KZ436	Dr Nkosazana Zuma Municipality DLAMINI EUNICE CASHELENI	QULASHE S1 UNDERBERG CNCK	50	1,4346	15	71,73	10,7595	82,4895
KZ436	Dr Nkosazana Zuma Municipality DLAMINI VELILE	HLANGANANI 4 UNDERBERG K	50	1,4346	15	71,73	10,7595	82,4895
KZ436	Dr Nkosazana Zuma Municipality XABA BATSHONISILE	Traditional house	50	1,4346	15	71,73	10,7595	82,4895
KZ436	Dr Nkosazana Zuma Municipality KHUBONI NOKWEQA	AMAKUZA UNDERBURG KZN	50	1,4346	15	71,73	10,7595	82,4895
KZ436	Dr Nkosazana Zuma Municipality KHAMBULE VALITHUBA ANNANIAS	AMAKHUZE UNDERBURG KZN	50	1,4346	15	71,73	10,7595	82,4895
KZ436	Dr Nkosazana Zuma Municipality KHANYILE GLORIA	AMAKUZA UNDERBURG KZN	50	1,4346	15	71,73	10,7595	82,4895
KZ436	Dr Nkosazana Zuma Municipality MBANJWA NINI	QULASHE UNDERBURG KZN	50	1,4346	15	71,73	10,7595	82,4895
KZ436	Dr Nkosazana Zuma Municipality SHOBA DELANI		50	1,4346	15	71,73	10,7595	82,4895
KZ436	Dr Nkosazana Zuma Municipality SHOBA MKHUZENI AARON	AMAKUZA UNDERBURG KZN	50	1,4346	15	71,73	10,7595	82,4895
KZ436	Dr Nkosazana Zuma Municipality DLAMINI ZICHAZILE	TRADITIONAL HOUSE	50	1,4346	15	71,73	10,7595	82,4895
KZ436	Dr Nkosazana Zuma Municipality MSIYA CLARICE	TRADITIONAL HOUSE	50	1,4346	15	71,73	10,7595	82,4895
KZ436	Dr Nkosazana Zuma Municipality MHLUNGO NOMANONO CORNELIA	HLANGANANI	50	1,4346	15	71,73	10,7595	82,4895
KZ436	Dr Nkosazana Zuma Municipality MBATHA ELLSIE	QULASHE UNDERBURG KZN	50	1,4346	15	71,73	10,7595	82,4895
KZ436	Dr Nkosazana Zuma Municipality DLAMINI ZWINGI	QULASHE UNDERBURG KZN	50	1,4346	15	71,73	10,7595	82,4895
KZ436	Dr Nkosazana Zuma Municipality NOBTSHELA MBULELO	KILMUN	50	1,4346	15	71,73	10,7595	82,4895
KZ436	Dr Nkosazana Zuma Municipality MTOLO MZAMANI	KILMUN	50	1,4346	15	71,73	10,7595	82,4895
KZ436	Dr Nkosazana Zuma Municipality LUSHABA NOSIPHO GLORIA	AMAQADI NCWADI DEEPPDALE S	50	1,4346	15	71,73	10,7595	82,4895
KZ436	Dr Nkosazana Zuma Municipality DLAMINI BONGEKILE	KILMUN	50	1,4346	15	71,73	10,7595	82,4895
KZ436	Dr Nkosazana Zuma Municipality MAGOSO BABHEKILE CORNELIA	AMAKUZA UNDERBURG KZN	50	1,4346	15	71,73	10,7595	82,4895
KZ436	Dr Nkosazana Zuma Municipality WINNIE TSHOBA	AMAKUZA KILMUN S1 UNDERB	50	1,4346	15	71,73	10,7595	82,4895
KZ436	Dr Nkosazana Zuma Municipality SIBUKELI ROBERT MNYUNI	AMAKUZA KILMUN S1 UNDERB	50	1,4346	15	71,73	10,7595	82,4895
KZ436	Dr Nkosazana Zuma Municipality BAWINILE MAGUBANE	AMAKUZA KILMUN S1 UNDERB	50	1,4346	15	71,73	10,7595	82,4895
KZ436	Dr Nkosazana Zuma Municipality NGENZENI MJWARA	AMAKUZA KILMUN S1 UNDERB	50	1,4346	15	71,73	10,7595	82,4895
KZ436	Dr Nkosazana Zuma Municipality BAZIMILE ZIKODE	AMAKUZA KILMUN S1 UNDERB	50	1,4346	15	71,73	10,7595	82,4895
KZ436	Dr Nkosazana Zuma Municipality MARY THULELENI MBANJWA	AMAKUZA KILMUN S1 UNDERB	50	1,4346	15	71,73	10,7595	82,4895
KZ436	Dr Nkosazana Zuma Municipality ARON MNDALI	AMAKUZA KILMUN S1 UNDERB	50	1,4346	15	71,73	10,7595	82,4895
KZ436	Dr Nkosazana Zuma Municipality BUKISILE ZIKODE	AMAKUZA KILMUN S1 UNDERB	50	1,4346	15	71,73	10,7595	82,4895
KZ436	Dr Nkosazana Zuma Municipality MAKHOSI SHOBA	AMAKUZA KILMUN S1 UNDERB	50	1,4346	15	71,73	10,7595	82,4895
KZ436	Dr Nkosazana Zuma Municipality DLAMINI MZWEMPI	AMAQADI NCWADI DEEPPDALE S	50	1,4346	15	71,73	10,7595	82,4895
KZ436	Dr Nkosazana Zuma Municipality SHEZI MCITHWA THOMAS	AMAQADI NCWADI DEEPPDALE S	50	1,4346	15	71,73	10,7595	82,4895
KZ436	Dr Nkosazana Zuma Municipality FIKILE SHEZI	AMAKUZA KILMUN S1 UNDERB	50	1,4346	15	71,73	10,7595	82,4895
KZ436	Dr Nkosazana Zuma Municipality SIPHOKUHLE MBANJWA	AMAKUZA KILMUN S1 UNDERB	50	1,4346	15	71,73	10,7595	82,4895
KZ436	Dr Nkosazana Zuma Municipality NIKEZIWE MBANJWA	AMAKUZA KILMUN S1 UNDERB	50	1,4346	15	71,73	10,7595	82,4895
KZ436	Dr Nkosazana Zuma Municipality ZAKHE MBANJWA	AMAKUZA KILMUN S1 UNDERB	50	1,4346	15	71,73	10,7595	82,4895
KZ436	Dr Nkosazana Zuma Municipality THEMBELANI MBANJWA	AMAKUZA KILMUN S1 UNDERB	50	1,4346	15	71,73	10,7595	82,4895
KZ436	Dr Nkosazana Zuma Municipality NAKENI MNGUNI	AMAKUZA KILMUN S1 UNDERB	50	1,4346	15	71,73	10,7595	82,4895
KZ436	Dr Nkosazana Zuma Municipality ZANDILE MBANJWA	AMAKUZA KILMUN S1 UNDERB	50	1,4346	15	71,73	10,7595	82,4895
KZ436	Dr Nkosazana Zuma Municipality YVONNE MBANJWA	AMAKUZA KILMUN S1 UNDERB	50	1,4346	15	71,73	10,7595	82,4895
KZ436	Dr Nkosazana Zuma Municipality HLENGIWE ZIKODE	AMAKUZA KILMUN S1 UNDERB	50	1,4346	15	71,73	10,7595	82,4895
KZ436	Dr Nkosazana Zuma Municipality HADEBE WOTI	KILMUN	50	1,4346	15	71,73	10,7595	82,4895
KZ436	Dr Nkosazana Zuma Municipality GAMEDE ESTHER	TRADITIONAL HOUSE	50	1,4346	15	71,73	10,7595	82,4895
KZ436	Dr Nkosazana Zuma Municipality HLALELENI MBANJWA	AMAKUZA KILMUN S1 UNDERB	50	1,4346	15	71,73	10,7595	82,4895
KZ436	Dr Nkosazana Zuma Municipality NOZIZWE NZIMANDE	AMAKUZA KILMUN S1 UNDERB	50	1,4346	15	71,73	10,7595	82,4895
KZ436	Dr Nkosazana Zuma Municipality SHOBA PHINDILE	KILMUN	50	1,4346	15	71,73	10,7595	82,4895
KZ436	Dr Nkosazana Zuma Municipality ZININGI NZIMANDE	AMAKUZA KILMUN S1 UNDERB	50	1,4346	15	71,73	10,7595	82,4895
KZ436	Dr Nkosazana Zuma Municipality NOMBUSO MBANJWA	AMAKUZA KILMUN S1 UNDERB	50	1,4346	15	71,73	10,7595	82,4895
KZ436	Dr Nkosazana Zuma Municipality BALUNGILE NOXOLO MNDALI	AMAKUZA KILMUN S1 UNDERB	50	1,4346	15	71,73	10,7595	82,4895
KZ436	Dr Nkosazana Zuma Municipality NOZAMANE PATRICIA ZIKODE	AMAKUZA KILMUN S1 UNDERB	50	1,4346	15	71,73	10,7595	82,4895
KZ436	Dr Nkosazana Zuma Municipality NTOMBIZODWA BEATA SOSIBO	AMAKUZA KILMUN S1 UNDERB	50	1,4346	15	71,73	10,7595	82,4895
KZ436	Dr Nkosazana Zuma Municipality THANDEKA SABELA	AMAKUZA KILMUN S1 UNDERB	50	1,4346	15	71,73	10,7595	82,4895
KZ436	Dr Nkosazana Zuma Municipality MLUNGUKAZI DLAMINI	AMAKUZA KILMUN S1 UNDERB	50	1,4346	15	71,73	10,7595	82,4895
KZ436	Dr Nkosazana Zuma Municipality JAMA ZIBUYILE HENDRICA	AMAKHUZE UNDERBURG KZN	50	1,4346	15	71,73	10,7595	82,4895
KZ436	Dr Nkosazana Zuma Municipality TSHOBA NTOMBENTLE	KILMUN	50	1,4346	15	71,73	10,7595	82,4895
KZ436	Dr Nkosazana Zuma Municipality MBELE NOMBUYISELO	KILMUN	50	1,4346	15	71,73	10,7595	82,4895
KZ436	Dr Nkosazana Zuma Municipality DLAMINI THEMBENI PATIENCE	AMAKUZA UNDERBURG KZN	50	1,4346	15	71,73	10,7595	82,4895
KZ436	Dr Nkosazana Zuma Municipality SHOBA BACUPHILE	KILMUN	50	1,4346	15	71,73	10,7595	82,4895
KZ436	Dr Nkosazana Zuma Municipality SHOBA BAHLEKILE	KILMUN	50	1,4346	15	71,73	10,7595	82,4895
KZ436	Dr Nkosazana Zuma Municipality TSHEZI MZOVUKILE	QULASHE UNDERBURG KZN	50	1,4346	15	71,73	10,7595	82,4895
KZ436	Dr Nkosazana Zuma Municipality JAMA MUSAWENKOSI ADREAS	AMAKUZA UNDERBURG KZN	50	1,4346	15	71,73	10,7595	82,4895
KZ436	Dr Nkosazana Zuma Municipality YAMA CONRAD BEKANI	AMAKUZA UNDERBURG KZN	50	1,4346	15	71,73	10,7595	82,4895
KZ436	Dr Nkosazana Zuma Municipality MUWARA NOSANDE	KILMUN	50	1,4346	15	71,73	10,7595	82,4895
KZ436	Dr Nkosazana Zuma Municipality MNCWABE PHIWANI BAMISE	AMAQADI NCWADI DEEPPDALE S	50	1,4346	15	71,73	10,7595	82,4895
KZ436	Dr Nkosazana Zuma Municipality ZUMA SIBONGILE	KILMUN	50	1,4346	15	71,73	10,7595	82,4895
KZ436	Dr Nkosazana Zuma Municipality RADEBE THANDEKILE	TRADITIONAL HOUSE	50	1,4346	15	71,73	10,7595	82,4895
KZ436	Dr Nkosazana Zuma Municipality ZWEZWE SIZWE	KILMUN	50	1,4346	15	71,73	10,7595	82,4895
KZ436	Dr Nkosazana Zuma Municipality MKIZE HLUPHEKILE MARTHA	AMAQADI NCWADI DEEPPDALE S	50	1,4346	15	71,73	10,7595	82,4895
KZ436	Dr Nkosazana Zuma Municipality KHANYILE THOKOZILE	MADWALENI UNDERBERG KZN	50	1,4346	15	71,73	10,7595	82,4895
KZ436	Dr Nkosazana Zuma Municipality CHAKWE DUMISANE	NOMHOJANA UNDERBERG KZN	50	1,4346	15	71,73	10,7595	82,4895
KZ436	Dr Nkosazana Zuma Municipality KHUBONE NGENZENI FORTUNATE	AMAKHUZE UNDERBURG KZN	50	1,4346	15	71,73	10,7595	82,4895
KZ436	Dr Nkosazana Zuma Municipality XABA ROBERT	TRADITIONAL HOUSE	50	1,4346	15	71,73	10,7595	82,4895
KZ436	Dr Nkosazana Zuma Municipality MIYA NTOMBITANKE	KILMUN	50	1,4346	15	71,73	10,7595	82,4895

KZ436	Dr Nkosazana Zuma Municipality MAJOZI BUSISIWE AUDREY	AMAQADI NCWADI DEEPPDALE S	50	1,4346	15	71,73	10,7595	82,4895
KZ436	Dr Nkosazana Zuma Municipality MTOLO NOMVUYO	KILMUN	50	1,4346	15	71,73	10,7595	82,4895
KZ436	Dr Nkosazana Zuma Municipality NZIMANDE NOZIPHO CATHRINE	AMAKHUZE UNDERBURG KZN	50	1,4346	15	71,73	10,7595	82,4895
KZ436	Dr Nkosazana Zuma Municipality NGUBANE MUZIKAYISE AMON		50	1,4346	15	71,73	10,7595	82,4895
KZ436	Dr Nkosazana Zuma Municipality NGUBANE DOLPHY DUDUZILE	NCWADI DEEPPDALE	50	1,4346	15	71,73	10,7595	82,4895
KZ436	Dr Nkosazana Zuma Municipality NTHISHA HEZEKIA	KILMUN	50	1,4346	15	71,73	10,7595	82,4895
KZ436	Dr Nkosazana Zuma Municipality NGUBANE THEMINKOSI AARON	AMAQADI NCWADI DEEPPDALE S	50	1,4346	15	71,73	10,7595	82,4895
KZ436	Dr Nkosazana Zuma Municipality MZIMANDE NNANTOMBI	TRADITIONAL HOUSE	50	1,4346	15	71,73	10,7595	82,4895
KZ436	Dr Nkosazana Zuma Municipality DLAMINI XOLISILE OLGA	HLANGANANI 4 UNDERBERG K	50	1,4346	15	71,73	10,7595	82,4895
KZ436	Dr Nkosazana Zuma Municipality DLAMINI RAPHEAL SIBONGISENI	HLANGANANI 4 UNDERBERG K	50	1,4346	15	71,73	10,7595	82,4895
KZ436	Dr Nkosazana Zuma Municipality MADUNA PHUMOWAKHE	Traditional house	50	1,4346	15	71,73	10,7595	82,4895
KZ436	Dr Nkosazana Zuma Municipality SHEZI NONDUMISO	KILMUN	50	1,4346	15	71,73	10,7595	82,4895
KZ436	Dr Nkosazana Zuma Municipality DLOMO MZENZELI	SANDANEZWE	50	1,4346	15	71,73	10,7595	82,4895
KZ436	Dr Nkosazana Zuma Municipality MNDALA NONKUMBANE	KILMUN	50	1,4346	15	71,73	10,7595	82,4895
KZ436	Dr Nkosazana Zuma Municipality MJWARA SIBONGILE	KILMUN	50	1,4346	15	71,73	10,7595	82,4895
KZ436	Dr Nkosazana Zuma Municipality ZONDI SKHUVETHE	QULASHE UNDERBURG KZN	50	1,4346	15	71,73	10,7595	82,4895
KZ436	Dr Nkosazana Zuma Municipality NGCOBO NOMAKRESTU CRESENCIA	HLANGANANI 4 UNDERBERG K	50	1,4346	15	71,73	10,7595	82,4895
KZ436	Dr Nkosazana Zuma Municipality MAJOZI MIRRIAM PHILISIWE	AMAKHUZE UNDERBURG KZN	50	1,4346	15	71,73	10,7595	82,4895
KZ436	Dr Nkosazana Zuma Municipality ZONDO ZR	NKUMBA	50	1,4346	15	71,73	10,7595	82,4895
KZ436	Dr Nkosazana Zuma Municipality MBATHA THANDEKILE BONGIWE	HLANGANANI 4 UNDERBERG K	50	1,4346	15	71,73	10,7595	82,4895
KZ436	Dr Nkosazana Zuma Municipality DLAMINI CACISILE	HLANGANANI 4 UNDERBERG K	50	1,4346	15	71,73	10,7595	82,4895
KZ436	Dr Nkosazana Zuma Municipality SHOBA BASUKILE	KILMUN	50	1,4346	15	71,73	10,7595	82,4895
KZ436	Dr Nkosazana Zuma Municipality NYIDE MZANDI BUYELEPHI	HLANGANANI 4 UNDERBERG K	50	1,4346	15	71,73	10,7595	82,4895
KZ436	Dr Nkosazana Zuma Municipality GAZU MZONDENI FANA	AMAKHUZE UNDERBURG KZN	50	1,4346	15	71,73	10,7595	82,4895
KZ436	Dr Nkosazana Zuma Municipality BEKWA LINDIWE GLORIA	TRADITIONAL HOUSE	50	1,4346	15	71,73	10,7595	82,4895
KZ436	Dr Nkosazana Zuma Municipality MNGUNI BAWINILE WINNIFRIEDA	AMAKHUZE UNDERBURG KZN	50	1,4346	15	71,73	10,7595	82,4895
KZ436	Dr Nkosazana Zuma Municipality ZONDI SHAYINDUNA	HOUSE	50	1,4346	15	71,73	10,7595	82,4895
KZ436	Dr Nkosazana Zuma Municipality LUSHABA LINDIWE EMILY	AMAQADI NCWADI DEEPPDALE S	50	1,4346	15	71,73	10,7595	82,4895
KZ436	Dr Nkosazana Zuma Municipality NYIDE NCAMISILE NOBUHLE	HLANGANANI 4 UNDERBERG K	50	1,4346	15	71,73	10,7595	82,4895
KZ436	Dr Nkosazana Zuma Municipality MBAMBO ZWEKENBI BARNABAS	HLANGANANI 4 UNDERBERG K	50	1,4346	15	71,73	10,7595	82,4895
KZ436	Dr Nkosazana Zuma Municipality CHONCO JABULILE VICTORIA	AMAQADI NCWADI DEEPPDALE S	50	1,4346	15	71,73	10,7595	82,4895
KZ436	Dr Nkosazana Zuma Municipality ZIKODE JABULILE	KILMUN	50	1,4346	15	71,73	10,7595	82,4895
KZ436	Dr Nkosazana Zuma Municipality ZONDI MARTIN	Brick House	50	1,4346	15	71,73	10,7595	82,4895
KZ436	Dr Nkosazana Zuma Municipality ZONDI MZONJANA	KILMUN	50	1,4346	15	71,73	10,7595	82,4895
KZ436	Dr Nkosazana Zuma Municipality MTOLO BUYISIWE	KILMUN	50	1,4346	15	71,73	10,7595	82,4895
KZ436	Dr Nkosazana Zuma Municipality MKHIZE KHULUMILE	KILMUN	50	1,4346	15	71,73	10,7595	82,4895
KZ436	Dr Nkosazana Zuma Municipality MNGUNI CELIWE	KILMUN	50	1,4346	15	71,73	10,7595	82,4895
KZ436	Dr Nkosazana Zuma Municipality NYAWOSE GIDIYONI	KILMUN	50	1,4346	15	71,73	10,7595	82,4895
KZ436	Dr Nkosazana Zuma Municipality RADEBE MABHEKILE	KILMUN	50	1,4346	15	71,73	10,7595	82,4895
KZ436	Dr Nkosazana Zuma Municipality RADEBE ZISAKHE	KILMUN	50	1,4346	15	71,73	10,7595	82,4895
KZ436	Dr Nkosazana Zuma Municipality NGCOBO MLONDI OSCAR		50	1,4346	15	71,73	10,7595	82,4895
KZ436	Dr Nkosazana Zuma Municipality XABA CYNTHIA NOKULUNGA	HLANGANANI S1 IXOPO KZN OL	50	1,4346	15	71,73	10,7595	82,4895
KZ436	Dr Nkosazana Zuma Municipality MTOLO ROSINA	KILMUN	50	1,4346	15	71,73	10,7595	82,4895
KZ436	Dr Nkosazana Zuma Municipality ZONDO GRENIJA NONDUMISO	AMAQADI NCWADI DEEPPDALE S	50	1,4346	15	71,73	10,7595	82,4895
KZ436	Dr Nkosazana Zuma Municipality VILAKAZI DINA QABULILE	AMAQADI NCWADI DEEPPDALE S	50	1,4346	15	71,73	10,7595	82,4895
KZ436	Dr Nkosazana Zuma Municipality MKHIZE NOMFANEKO PURITY	AMAQADI NCWADI DEEPPDALE S	50	1,4346	15	71,73	10,7595	82,4895
KZ436	Dr Nkosazana Zuma Municipality DLAMINI PRINCESS ZITHLELE	AMAKHUZE UNDERBURG KZN	50	1,4346	15	71,73	10,7595	82,4895
KZ436	Dr Nkosazana Zuma Municipality KHUBONE HLALELENI BONISIWE	AMAKHUZE UNDERBURG KZN	50	1,4346	15	71,73	10,7595	82,4895
KZ436	Dr Nkosazana Zuma Municipality JAMA BHIZA	KILMUN	50	1,4346	15	71,73	10,7595	82,4895
KZ436	Dr Nkosazana Zuma Municipality LINDA SHONISILE THANDEKILE	AMAKHUZE UNDERBURG KZN	50	1,4346	15	71,73	10,7595	82,4895
KZ436	Dr Nkosazana Zuma Municipality MNGUNI LUNGISILE THEMBELIHLE	AMAKHUZE UNDERBURG KZN	50	1,4346	15	71,73	10,7595	82,4895
KZ436	Dr Nkosazana Zuma Municipality DUMA VUYISILE	OBHUKWINI	50	1,4346	15	71,73	10,7595	82,4895
KZ436	Dr Nkosazana Zuma Municipality KHANYILE CORNELIA	KILMUN	50	1,4346	15	71,73	10,7595	82,4895
KZ436	Dr Nkosazana Zuma Municipality MTOLO NANA	KILMUN	50	1,4346	15	71,73	10,7595	82,4895
KZ436	Dr Nkosazana Zuma Municipality NTHISHA DUDUZILE	KILMUN	50	1,4346	15	71,73	10,7595	82,4895
KZ436	Dr Nkosazana Zuma Municipality MADUNA VITUS SIPHELELE	HLANGANANI S1 IXOPO KZN OL	50	1,4346	15	71,73	10,7595	82,4895
KZ436	Dr Nkosazana Zuma Municipality MTHEMBU NTOMBIKHONA	AMAKHUZE UNDERBURG KZN	50	1,4346	15	71,73	10,7595	82,4895
KZ436	Dr Nkosazana Zuma Municipality MKHIZE SHUMISILE	KILMUN	50	1,4346	15	71,73	10,7595	82,4895
KZ436	Dr Nkosazana Zuma Municipality DLAMINI XOLILE	AMAKHUZE UNDERBURG KZN	50	1,4346	15	71,73	10,7595	82,4895
KZ436	Dr Nkosazana Zuma Municipality NZIMANDE THITHI REMEGIA	AMAKHUZE UNDERBURG KZN	50	1,4346	15	71,73	10,7595	82,4895
KZ436	Dr Nkosazana Zuma Municipality SOKHELA NTOMBEZINHLE	AMAQADI NCWADI DEEPPDALE S	50	1,4346	15	71,73	10,7595	82,4895
KZ436	Dr Nkosazana Zuma Municipality NGUBANE ZANDILE DOREEN XOLISI	AMAQADI NCWADI DEEPPDALE S	50	1,4346	15	71,73	10,7595	82,4895
KZ436	Dr Nkosazana Zuma Municipality NGUBANE SQONDA	AMAQADI NCWADI DEEPPDALE S	50	1,4346	15	71,73	10,7595	82,4895
KZ436	Dr Nkosazana Zuma Municipality NZIMANDE ZINHLE DOROTHY	AMAQADI NCWADI DEEPPDALE S	50	1,4346	15	71,73	10,7595	82,4895
KZ436	Dr Nkosazana Zuma Municipality NDLELA LINDENI	KILMUN	50	1,4346	15	71,73	10,7595	82,4895
KZ436	Dr Nkosazana Zuma Municipality ZIKODE DUDUZILE	KILMUN	50	1,4346	15	71,73	10,7595	82,4895
KZ436	Dr Nkosazana Zuma Municipality BHENGU NONHLANHLA	KILMUN	50	1,4346	15	71,73	10,7595	82,4895
KZ436	Dr Nkosazana Zuma Municipality SOKHELO ZAKHELE	AMAQADI NCWADI DEEPPDALE S	50	1,4346	15	71,73	10,7595	82,4895
KZ436	Dr Nkosazana Zuma Municipality MNGUNI BADELISILE	KILMUN	50	1,4346	15	71,73	10,7595	82,4895
KZ436	Dr Nkosazana Zuma Municipality ZONDI NOMQANELO	QULASHE UNDERBURG KZN	50	1,4346	15	71,73	10,7595	82,4895
KZ436	Dr Nkosazana Zuma Municipality DLANI PATRICIA	KILMUN	50	1,4346	15	71,73	10,7595	82,4895
KZ436	Dr Nkosazana Zuma Municipality ZULU NOBUHLE FLORENCE	CORINTH S1 IXOPO KZN OU	50	1,4346	15	71,73	10,7595	82,4895
KZ436	Dr Nkosazana Zuma Municipality MKHIZE FISANI PRIME ROSE	AMAQADI NCWADI DEEPPDALE S	50	1,4346	15	71,73	10,7595	82,4895
KZ436	Dr Nkosazana Zuma Municipality SABELA NOKUKHANYA	AMAKHUZE	50	1,4346	15	71,73	10,7595	82,4895
KZ436	Dr Nkosazana Zuma Municipality KHENISA NOMVUSELELE FAITH	AMAQADI NCWADI DEEPPDALE S	50	1,4346	15	71,73	10,7595	82,4895
KZ436	Dr Nkosazana Zuma Municipality MTHEMBU MSHIYENI	KILMUN	50	1,4346	15	71,73	10,7595	82,4895
KZ436	Dr Nkosazana Zuma Municipality SHEZI NTOMBINTOMBI CAROLINE	AMAQADI NCWADI DEEPPDALE S	50	1,4346	15	71,73	10,7595	82,4895
KZ436	Dr Nkosazana Zuma Municipality SHELEMBE MANDLENKOSI ROBENS		50	1,4346	15	71,73	10,7595	82,4895
KZ436	Dr Nkosazana Zuma Municipality MADLALA CLEMENTIA NCAMCILE	AMAQADI NCWADI DEEPPDALE S	50	1,4346	15	71,73	10,7595	82,4895
KZ436	Dr Nkosazana Zuma Municipality KHUBONI NKOSIVUMILE BEATS	CORINTH S1 IXOPO KZN OU	50	1,4346	15	71,73	10,7595	82,4895
KZ436	Dr Nkosazana Zuma Municipality DLAMINI MIRRIAM	NKWEZELA	50	1,4346	15	71,73	10,7595	82,4895
KZ436	Dr Nkosazana Zuma Municipality GUMEDE SIPHIWE RICHARD	AMAQADI NCWADI DEEPPDALE S	50	1,4346	15	71,73	10,7595	82,4895
KZ436	Dr Nkosazana Zuma Municipality XABA NJABULO MOSES	CORINTH S1 IXOPO KZN OU	50	1,4346	15	71,73	10,7595	82,4895

KZ436	Dr Nkosazana Zuma Municipality MNCWABE CONSTANCE ZAKHONA	AMAKUZI NCWADI DEEPDALE S	50	1,4346	15	71,73	10,7595	82,4895
KZ436	Dr Nkosazana Zuma Municipality MBANJWA JABULISILE	QULASHE UNDERBURG KZN	50	1,4346	15	71,73	10,7595	82,4895
KZ436	Dr Nkosazana Zuma Municipality DLAMINI SIBUSISO ROBERT	AMAKUZI NCWADI DEEPDALE S	50	1,4346	15	71,73	10,7595	82,4895
KZ436	Dr Nkosazana Zuma Municipality KHUMALO SHAYIZIWE VITUS	AMAKUZI NCWADI DEEPDALE S	50	1,4346	15	71,73	10,7595	82,4895
KZ436	Dr Nkosazana Zuma Municipality DLAMINI FELAKHE	AMAKUZI UNDERBURG KZN	50	1,4346	15	71,73	10,7595	82,4895
KZ436	Dr Nkosazana Zuma Municipality DLAMINI MTHEKU MEDRINA	AMAKUZI UNDERBURG KZN	50	1,4346	15	71,73	10,7595	82,4895
KZ436	Dr Nkosazana Zuma Municipality LUKHOZI NOKUZOLA	Traditional house	50	1,4346	15	71,73	10,7595	82,4895
KZ436	Dr Nkosazana Zuma Municipality DUMAKUDE KINKI PHYLLIS	SUN CITY BULWER PMB KZN	50	1,4346	15	71,73	10,7595	82,4895
KZ436	Dr Nkosazana Zuma Municipality XULU ANNACLETIA LINDIWE	SINKONKONKO UNDERBERG KZ	50	1,4346	15	71,73	10,7595	82,4895
KZ436	Dr Nkosazana Zuma Municipality MDLADLA NONTHANDAZO	TRADITIONAL HOUSE	50	1,4346	15	71,73	10,7595	82,4895
KZ436	Dr Nkosazana Zuma Municipality DLAMINI BUSISIWE	AMAKUZI UNDERBURG KZN	50	1,4346	15	71,73	10,7595	82,4895
KZ436	Dr Nkosazana Zuma Municipality NZIMANDE SBONGILE	AMAKUZI UNDERBERG KZN O	50	1,4346	15	71,73	10,7595	82,4895
KZ436	Dr Nkosazana Zuma Municipality MAKHANYA IRENE	TRADITIONAL HOUSE	50	1,4346	15	71,73	10,7595	82,4895
KZ436	Dr Nkosazana Zuma Municipality ZIKODE SOLOMON	AMAKUZI UNDERBERG KZN O	50	1,4346	15	71,73	10,7595	82,4895
KZ436	Dr Nkosazana Zuma Municipality DLAMINI CABANGILE LUNGELENI	AMAKUZI UNDERBURG KZN	50	1,4346	15	71,73	10,7595	82,4895
KZ436	Dr Nkosazana Zuma Municipality SIBISI NGENZENI DORIS	AMAKUZI UNDERBERG KZN O	50	1,4346	15	71,73	10,7595	82,4895
KZ436	Dr Nkosazana Zuma Municipality ZIKODE ZITUSILE DORAH	AMAKUZI UNDERBURG KZN	50	1,4346	15	71,73	10,7595	82,4895
KZ436	Dr Nkosazana Zuma Municipality MNGUNI NGENAYISE	AMAKUZI UNDERBERG KZN O	50	1,4346	15	71,73	10,7595	82,4895
KZ436	Dr Nkosazana Zuma Municipality NZIMANDE ZANELE	AMAKUZI UNDERBERG KZN O	50	1,4346	15	71,73	10,7595	82,4895
KZ436	Dr Nkosazana Zuma Municipality MBANJWA HLANGANANI	AMAKUZI UNDERBERG KZN O	50	1,4346	15	71,73	10,7595	82,4895
KZ436	Dr Nkosazana Zuma Municipality SHOBA SIQHOZA	AMAKUZI UNDERBERG KZN O	50	1,4346	15	71,73	10,7595	82,4895
KZ436	Dr Nkosazana Zuma Municipality ZONDI ZITHOBILE	Brick House	50	1,4346	15	71,73	10,7595	82,4895
KZ436	Dr Nkosazana Zuma Municipality ZWELIBI TOBIAS SHOBA	AMAKUZI UNDERBERG KZN O	50	1,4346	15	71,73	10,7595	82,4895
KZ436	Dr Nkosazana Zuma Municipality NDLOVU PHUMZILE ANNASTASIA	SINKONKONKO UNDERBERG KZ	50	1,4346	15	71,73	10,7595	82,4895
KZ436	Dr Nkosazana Zuma Municipality BONGIWE ANNASTASIA SHOBA	AMAKUZI UNDERBERG KZN O	50	1,4346	15	71,73	10,7595	82,4895
KZ436	Dr Nkosazana Zuma Municipality MQANIELWA MUSAWENTOM MNC	AMAKUZI UNDERBERG KZN O	50	1,4346	15	71,73	10,7595	82,4895
KZ436	Dr Nkosazana Zuma Municipality SILULEKO EMMANUEL SHOBA	AMAKUZI UNDERBERG KZN O	50	1,4346	15	71,73	10,7595	82,4895
KZ436	Dr Nkosazana Zuma Municipality DAYIDA BADELISE SHOBA	AMAKUZI UNDERBERG KZN O	50	1,4346	15	71,73	10,7595	82,4895
KZ436	Dr Nkosazana Zuma Municipality ELIZABETH NQOLWANE SHOBA	AMAKUZI UNDERBERG KZN O	50	1,4346	15	71,73	10,7595	82,4895
KZ436	Dr Nkosazana Zuma Municipality BONGEKILE SABELA	AMAKUZI UNDERBERG KZN O	50	1,4346	15	71,73	10,7595	82,4895
KZ436	Dr Nkosazana Zuma Municipality THOKOZILE BABONGILE MJARA	AMAKUZI UNDERBERG KZN O	50	1,4346	15	71,73	10,7595	82,4895
KZ436	Dr Nkosazana Zuma Municipality LINDOKWAKHE DLAMINI	AMAKUZI UNDERBERG KZN O	50	1,4346	15	71,73	10,7595	82,4895
KZ436	Dr Nkosazana Zuma Municipality THENJIWE SHOBA	AMAKUZI UNDERBERG KZN O	50	1,4346	15	71,73	10,7595	82,4895
KZ436	Dr Nkosazana Zuma Municipality LUMBO ZWELINI SHOBA	AMAKUZI UNDERBERG KZN O	50	1,4346	15	71,73	10,7595	82,4895
KZ436	Dr Nkosazana Zuma Municipality SHOBA BADUBILE CATHRINA	AMAKUZI UNDERBERG KZN O	50	1,4346	15	71,73	10,7595	82,4895
KZ436	Dr Nkosazana Zuma Municipality DLAMINI THOBKILE VENENCIA	AMAKUZI UNDERBURG KZN	50	1,4346	15	71,73	10,7595	82,4895
KZ436	Dr Nkosazana Zuma Municipality SHOBA BHEKISIGCINO ANDRIAS	AMAKUZI UNDERBERG KZN O	50	1,4346	15	71,73	10,7595	82,4895
KZ436	Dr Nkosazana Zuma Municipality DLAMINI GCINO	AMAKUZI UNDERBERG KZN O	50	1,4346	15	71,73	10,7595	82,4895
KZ436	Dr Nkosazana Zuma Municipality KHANYEZI THULISILE SIBONGILE	AMAKUZI UNDERBERG KZN O	50	1,4346	15	71,73	10,7595	82,4895
KZ436	Dr Nkosazana Zuma Municipality SHOBA CUPHENI MERCY	AMAKUZI UNDERBERG KZN O	50	1,4346	15	71,73	10,7595	82,4895
KZ436	Dr Nkosazana Zuma Municipality SHOBA NYANISILE	AMAKUZI UNDERBERG KZN O	50	1,4346	15	71,73	10,7595	82,4895
KZ436	Dr Nkosazana Zuma Municipality SHOBA MPIYENGWE JOHANNES	AMAKUZI UNDERBERG KZN O	50	1,4346	15	71,73	10,7595	82,4895
KZ436	Dr Nkosazana Zuma Municipality SHOBA ZIBONELE LOYI	AMAKUZI UNDERBERG KZN O	50	1,4346	15	71,73	10,7595	82,4895
KZ436	Dr Nkosazana Zuma Municipality SHOBA VIKINDABA MICHAEL	AMAKUZI UNDERBERG KZN O	50	1,4346	15	71,73	10,7595	82,4895
KZ436	Dr Nkosazana Zuma Municipality DLAMINI SIBONGILE CONSTANCE	AMAKUZI UNDERBERG KZN O	50	1,4346	15	71,73	10,7595	82,4895
KZ436	Dr Nkosazana Zuma Municipality SHOBA OCTAVIA ZETHU	AMAKUZI UNDERBERG KZN O	50	1,4346	15	71,73	10,7595	82,4895
KZ436	Dr Nkosazana Zuma Municipality PHUNGULA THEMBSILE	AMAKUZI UNDERBURG KZN	50	1,4346	15	71,73	10,7595	82,4895
KZ436	Dr Nkosazana Zuma Municipality DLAMINI NOMATEZI MESSIANA	AMAKUZI UNDERBURG KZN	50	1,4346	15	71,73	10,7595	82,4895
KZ436	Dr Nkosazana Zuma Municipality DLAMINI BADINGILE THUSHUZA	AMAKUZI UNDERBURG KZN	50	1,4346	15	71,73	10,7595	82,4895
KZ436	Dr Nkosazana Zuma Municipality SHOBA MGOBO	AMAKUZI UNDERBURG KZN	50	1,4346	15	71,73	10,7595	82,4895
KZ436	Dr Nkosazana Zuma Municipality MDLADLA CLAUDIA	TRADITIONAL HOUSE	50	1,4346	15	71,73	10,7595	82,4895
KZ436	Dr Nkosazana Zuma Municipality MBANJWA ANNASTIAS	TRADITIONAL HOUSE	50	1,4346	15	71,73	10,7595	82,4895
KZ436	Dr Nkosazana Zuma Municipality SHOBA BHEKISISA PAULUS	AMAKUZI UNDERBURG KZN	50	1,4346	15	71,73	10,7595	82,4895
KZ436	Dr Nkosazana Zuma Municipality KHUBONE GOODNESS BONGIWE	EHLABENI UNDERBERG KZN OU	50	1,4346	15	71,73	10,7595	82,4895
KZ436	Dr Nkosazana Zuma Municipality KHUBONE CEQE CYPRIAN	EHLABENI UNDERBERG KZN OU	50	1,4346	15	71,73	10,7595	82,4895
KZ436	Dr Nkosazana Zuma Municipality SHOBA MFANISENI THERUS	AMAKUZI UNDERBURG KZN	50	1,4346	15	71,73	10,7595	82,4895
KZ436	Dr Nkosazana Zuma Municipality SHEZI THAMSANQA MASTER	EQUASHE UNDERBERG KZN OL	50	1,4346	15	71,73	10,7595	82,4895
KZ436	Dr Nkosazana Zuma Municipality NGOBO MZWANDILE	NOMANDLOVU DONNYBROOK I	50	1,4346	15	71,73	10,7595	82,4895
KZ436	Dr Nkosazana Zuma Municipality PHOSWA BACHITHILE CLEMENTIA	EQUASHE UNDERBERG KZN OL	50	1,4346	15	71,73	10,7595	82,4895
KZ436	Dr Nkosazana Zuma Municipality SHOBA BHOYI GEDION	AMAKUZI UNDERBURG KZN	50	1,4346	15	71,73	10,7595	82,4895
KZ436	Dr Nkosazana Zuma Municipality MDLADLA ELSINAH	Brick House	50	1,4346	15	71,73	10,7595	82,4895
KZ436	Dr Nkosazana Zuma Municipality SOSIBO SIBONGILE PERCIFIC	AMAKUZI UNDERBURG KZN	50	1,4346	15	71,73	10,7595	82,4895
KZ436	Dr Nkosazana Zuma Municipality MEMELA FANIZO	QULASHE UNDERBURG KZN	50	1,4346	15	71,73	10,7595	82,4895
KZ436	Dr Nkosazana Zuma Municipality LANGA BUYISILE PAULINE	AMAKUZI UNDERBURG KZN	50	1,4346	15	71,73	10,7595	82,4895
KZ436	Dr Nkosazana Zuma Municipality DLAMINI BONISIWE	AMAKUZI UNDERBURG KZN	50	1,4346	15	71,73	10,7595	82,4895
KZ436	Dr Nkosazana Zuma Municipality TSHOBA DOTI RICHARD	AMAKUZI UNDERBURG KZN	50	1,4346	15	71,73	10,7595	82,4895
KZ436	Dr Nkosazana Zuma Municipality KHUMALO NTOMBIYONKE	Traditional	50	1,4346	15	71,73	10,7595	82,4895
KZ436	Dr Nkosazana Zuma Municipality MBANJWA THULISILE ANNACLETA	AMAKUZI UNDERBURG KZN	50	1,4346	15	71,73	10,7595	82,4895
KZ436	Dr Nkosazana Zuma Municipality LINDA ZISEBENZELE	QULASHE UNDERBURG KZN	50	1,4346	15	71,73	10,7595	82,4895
KZ436	Dr Nkosazana Zuma Municipality MTHEMBU SANELISILE CORNELIA	AMAKUZI UNDERBURG KZN	50	1,4346	15	71,73	10,7595	82,4895
KZ436	Dr Nkosazana Zuma Municipality SHOBA CLAUDIA NCAMISILE	EHLABENI S1 UNDERBERG KZN	50	1,4346	15	71,73	10,7595	82,4895
KZ436	Dr Nkosazana Zuma Municipality KHWELE EUGENIA NONTOKOZO	TRANSFORMER ZONE PBT25	50	1,4346	15	71,73	10,7595	82,4895
KZ436	Dr Nkosazana Zuma Municipality MAKHANYA CRESENTIA	TRADITIONAL HOUSE	50	1,4346	15	71,73	10,7595	82,4895
KZ436	Dr Nkosazana Zuma Municipality MNCWABE FRANCIS MBONGENI	Traditional	50	1,4346	15	71,73	10,7595	82,4895
KZ436	Dr Nkosazana Zuma Municipality MVUMBU SNANAZANA CLEMENTIA	AMAKUZI UNDERBURG KZN	50	1,4346	15	71,73	10,7595	82,4895
KZ436	Dr Nkosazana Zuma Municipality MTHIYANE THEMBI	Traditional House	50	1,4346	15	71,73	10,7595	82,4895
KZ436	Dr Nkosazana Zuma Municipality NXELE THOBILE EUNICE	AMAKUZI UNDERBURG KZN	50	1,4346	15	71,73	10,7595	82,4895
KZ436	Dr Nkosazana Zuma Municipality MKHIZE JOSEPH LILI	ENKELEBANTWANA S1 UNDERB	50	1,4346	15	71,73	10,7595	82,4895
KZ436	Dr Nkosazana Zuma Municipality SHEZI PIKOLANA FIKELPHI	AMAKUZI S1 UNDERBERG KZN	50	1,4346	15	71,73	10,7595	82,4895
KZ436	Dr Nkosazana Zuma Municipality MNGUNI BATHINI QIKI	AMAKUZI S1 UNDERBERG KZN	50	1,4346	15	71,73	10,7595	82,4895
KZ436	Dr Nkosazana Zuma Municipality MNGUNI PHUMLAPHI EDISTA	AMAKUZI S1 UNDERBERG KZN	50	1,4346	15	71,73	10,7595	82,4895
KZ436	Dr Nkosazana Zuma Municipality SHABALALA ZANDILE	TRADITIONAL HOUSE	50	1,4346	15	71,73	10,7595	82,4895
KZ436	Dr Nkosazana Zuma Municipality MNGUNI LONDEKA BAFIKILE	AMAKUZI S1 UNDERBERG KZN	50	1,4346	15	71,73	10,7595	82,4895

KZ436	Dr Nkosazana Zuma Municipality DLAMINI JABULILE VENANCIA	AMAKUZA UNDERBURG KZN	50	1,4346	15	71,73	10,7595	82,4895
KZ436	Dr Nkosazana Zuma Municipality MNGUNI NELANI	AMAKUZA S1 UNDERBERG KZN	50	1,4346	15	71,73	10,7595	82,4895
KZ436	Dr Nkosazana Zuma Municipality KHANYILE SIZAKELE CHRISTINIA	AMAKUZA UNDERBURG KZN	50	1,4346	15	71,73	10,7595	82,4895
KZ436	Dr Nkosazana Zuma Municipality MNGUNI ZIBONELE	AMAKUZA S1 UNDERBERG KZN	50	1,4346	15	71,73	10,7595	82,4895
KZ436	Dr Nkosazana Zuma Municipality LINDA MABANDLA PETRUS	AMAKUZA S1 UNDERBERG KZN	50	1,4346	15	71,73	10,7595	82,4895
KZ436	Dr Nkosazana Zuma Municipality LANGA HLEKISILE FUNAPHI	AMAKUZA S1 UNDERBERG KZN	50	1,4346	15	71,73	10,7595	82,4895
KZ436	Dr Nkosazana Zuma Municipality MBATHA NOFELANI ZABALAZILE	AMAKUZA S1 UNDERBERG KZN	50	1,4346	15	71,73	10,7595	82,4895
KZ436	Dr Nkosazana Zuma Municipality DLAMINI LKIZILE ASTERIA	AMAKUZA S1 UNDERBERG KZN	50	1,4346	15	71,73	10,7595	82,4895
KZ436	Dr Nkosazana Zuma Municipality MNGUNI ZINHLE ZETHU	AMAKUZA S1 UNDERBERG KZN	50	1,4346	15	71,73	10,7595	82,4895
KZ436	Dr Nkosazana Zuma Municipality JAMA KHULEKANI	AMAKUZA S1 UNDERBERG KZN	50	1,4346	15	71,73	10,7595	82,4895
KZ436	Dr Nkosazana Zuma Municipality LINDA BUSISIWE FORTUNATE	AMAKUZA S1 UNDERBERG KZN	50	1,4346	15	71,73	10,7595	82,4895
KZ436	Dr Nkosazana Zuma Municipality MNGUNI MANAKAZI VENENCIA	AMAKUZA S1 UNDERBERG KZN	50	1,4346	15	71,73	10,7595	82,4895
KZ436	Dr Nkosazana Zuma Municipality JAMA ZAMEKILE MARIA	AMAKUZA S1 UNDERBERG KZN	50	1,4346	15	71,73	10,7595	82,4895
KZ436	Dr Nkosazana Zuma Municipality MNGUNI THOBELANI SYLVESIA	AMAKUZA S1 UNDERBERG KZN	50	1,4346	15	71,73	10,7595	82,4895
KZ436	Dr Nkosazana Zuma Municipality LINDA TSHAYAZANE	AMAKUZA S1 UNDERBERG KZN	50	1,4346	15	71,73	10,7595	82,4895
KZ436	Dr Nkosazana Zuma Municipality LINDA SBONGISENI	AMAKUZA S1 UNDERBERG KZN	50	1,4346	15	71,73	10,7595	82,4895
KZ436	Dr Nkosazana Zuma Municipality KHANYILE MATHONGO PUTRUS	AMAKUZA UNDERBURG KZN	50	1,4346	15	71,73	10,7595	82,4895
KZ436	Dr Nkosazana Zuma Municipality LINDA LINDILENI EVELYN	AMAKUZA S1 UNDERBERG KZN	50	1,4346	15	71,73	10,7595	82,4895
KZ436	Dr Nkosazana Zuma Municipality MNGUNI COSHI THOLANI	AMAKUZA S1 UNDERBERG KZN	50	1,4346	15	71,73	10,7595	82,4895
KZ436	Dr Nkosazana Zuma Municipality NZIMANDE ZETHU	AMAKUZA S1 UNDERBERG KZN	50	1,4346	15	71,73	10,7595	82,4895
KZ436	Dr Nkosazana Zuma Municipality MNGUNI NONHLANHLA EUNICE	AMAKUZA S1 UNDERBERG KZN	50	1,4346	15	71,73	10,7595	82,4895
KZ436	Dr Nkosazana Zuma Municipality MNGUNI THOKOZANI JABULILE	AMAKUZA S1 UNDERBERG KZN	50	1,4346	15	71,73	10,7595	82,4895
KZ436	Dr Nkosazana Zuma Municipality JOLI NOMBOKO TERESSA	AMAKUZA S1 UNDERBERG KZN	50	1,4346	15	71,73	10,7595	82,4895
KZ436	Dr Nkosazana Zuma Municipality CEBEKHULU GUGU BAFIKILE	AMAKUZA S1 UNDERBERG KZN	50	1,4346	15	71,73	10,7595	82,4895
KZ436	Dr Nkosazana Zuma Municipality ZUMA PRINCES BONISILE	AMAKUZA S1 UNDERBERG KZN	50	1,4346	15	71,73	10,7595	82,4895
KZ436	Dr Nkosazana Zuma Municipality ZUMA NOMATHEMBA HOMISTA	AMAKUZA S1 UNDERBERG KZN	50	1,4346	15	71,73	10,7595	82,4895
KZ436	Dr Nkosazana Zuma Municipality MBATHA SIZENI MAGAGRET	AMAKUZA S1 UNDERBERG KZN	50	1,4346	15	71,73	10,7595	82,4895
KZ436	Dr Nkosazana Zuma Municipality MNGUNI CATHERINE LETHIWE	AMAKUZA S1 UNDERBERG KZN	50	1,4346	15	71,73	10,7595	82,4895
KZ436	Dr Nkosazana Zuma Municipality CEBEKHULU THENJIWE SLYVIA	AMAKUZA S1 UNDERBERG KZN	50	1,4346	15	71,73	10,7595	82,4895
KZ436	Dr Nkosazana Zuma Municipality LANGA NOMAGUGU STEPHINIA	AMAKUZA UNDERBURG KZN	50	1,4346	15	71,73	10,7595	82,4895
KZ436	Dr Nkosazana Zuma Municipality MTOLO CABANGANI		50	1,4346	15	71,73	10,7595	82,4895
KZ436	Dr Nkosazana Zuma Municipality KHATI NOMAYE	TRADITIONAL HOUSE	50	1,4346	15	71,73	10,7595	82,4895
KZ436	Dr Nkosazana Zuma Municipality SIHLEZANA DUMAZILE	EHLANE AREA	50	1,4346	15	71,73	10,7595	82,4895
KZ436	Dr Nkosazana Zuma Municipality MBANJWA PHILLIPINE IRENE	AMAKUZA UNDERBURG KZN	50	1,4346	15	71,73	10,7595	82,4895
KZ436	Dr Nkosazana Zuma Municipality SHEZI NOMABULAZI CATHRINE	AMAKUZA UNDERBURG KZN	50	1,4346	15	71,73	10,7595	82,4895
KZ436	Dr Nkosazana Zuma Municipality DZANIBE NOMNIKELO	TRADITIONAL HOUSE	50	1,4346	15	71,73	10,7595	82,4895
KZ436	Dr Nkosazana Zuma Municipality LINDA RITA GABISILE	AMAKUZA S1 UNDERBERG KZN	50	1,4346	15	71,73	10,7595	82,4895
KZ436	Dr Nkosazana Zuma Municipality LINDA DUBULA NICHOLAS	AMAKUZA S1 UNDERBERG KZN	50	1,4346	15	71,73	10,7595	82,4895
KZ436	Dr Nkosazana Zuma Municipality MBANJWA FLORENCE NOKUTHULA	AMAKUZA UNDERBURG KZN	50	1,4346	15	71,73	10,7595	82,4895
KZ436	Dr Nkosazana Zuma Municipality MNCWABE GAVINI SIPHIWE	HLANGANANI	50	1,4346	15	71,73	10,7595	82,4895
KZ436	Dr Nkosazana Zuma Municipality MBANJWA PROTASIA ZANDILE	AMAKUZA S1 UNDERBERG KZN	50	1,4346	15	71,73	10,7595	82,4895
KZ436	Dr Nkosazana Zuma Municipality DLAMINI BALUNGILE MUNTU EUDA	AMAKUZA S1 UNDERBERG KZN	50	1,4346	15	71,73	10,7595	82,4895
KZ436	Dr Nkosazana Zuma Municipality DLAMINI MANGALISILE NOZUKA	AMAKUZA S1 UNDERBERG KZN	50	1,4346	15	71,73	10,7595	82,4895
KZ436	Dr Nkosazana Zuma Municipality KHUBONE LUNGISILE	AMAKUZA S1 UNDERBERG KZN	50	1,4346	15	71,73	10,7595	82,4895
KZ436	Dr Nkosazana Zuma Municipality LINDA NONHLANHLA	AMAKUZA S1 UNDERBERG KZN	50	1,4346	15	71,73	10,7595	82,4895
KZ436	Dr Nkosazana Zuma Municipality LINDA SELLY TSHEKILE	AMAKUZA S1 UNDERBERG KZN	50	1,4346	15	71,73	10,7595	82,4895
KZ436	Dr Nkosazana Zuma Municipality MTHEMBU DELANI KHAYALAKE	AMAKUZA S1 UNDERBERG KZN	50	1,4346	15	71,73	10,7595	82,4895
KZ436	Dr Nkosazana Zuma Municipality NYINDE BONISWE BEAUTY	AMAKUZA S1 UNDERBERG KZN	50	1,4346	15	71,73	10,7595	82,4895
KZ436	Dr Nkosazana Zuma Municipality LINDA MONDLI BUSANI	AMAKUZA S1 UNDERBERG KZN	50	1,4346	15	71,73	10,7595	82,4895
KZ436	Dr Nkosazana Zuma Municipality DLAMINI MBUYISELWA HENHRY	AMAKUZA S1 UNDERBERG KZN	50	1,4346	15	71,73	10,7595	82,4895
KZ436	Dr Nkosazana Zuma Municipality MBANJWA ERNEST LANGELHLE	AMAKUZA S1 UNDERBERG KZN	50	1,4346	15	71,73	10,7595	82,4895
KZ436	Dr Nkosazana Zuma Municipality MNGUNI REGINA THOKOZILE	AMAKUZA S1 UNDERBERG KZN	50	1,4346	15	71,73	10,7595	82,4895
KZ436	Dr Nkosazana Zuma Municipality KUNENE NONHLANHLA ETHEL	AMAKUZA S1 UNDERBERG KZN	50	1,4346	15	71,73	10,7595	82,4895
KZ436	Dr Nkosazana Zuma Municipality NDLELA MDIDIYILI	HOUSE	50	1,4346	15	71,73	10,7595	82,4895
KZ436	Dr Nkosazana Zuma Municipality MNGUNI MCACISI	AMAKUZA S1 UNDERBERG KZN	50	1,4346	15	71,73	10,7595	82,4895
KZ436	Dr Nkosazana Zuma Municipality MBANJWA NONKULULEKO	AMAKUZA S1 UNDERBERG KZN	50	1,4346	15	71,73	10,7595	82,4895
KZ436	Dr Nkosazana Zuma Municipality MNGUNI BAYI CONSTANCE	AMAKUZA S1 UNDERBERG KZN	50	1,4346	15	71,73	10,7595	82,4895
KZ436	Dr Nkosazana Zuma Municipality MTOLO DORRIS	TRADITIONAL HOUSE	50	1,4346	15	71,73	10,7595	82,4895
KZ436	Dr Nkosazana Zuma Municipality MBANJWA NOBUHLE	AMAKUZA S1 UNDERBERG KZN	50	1,4346	15	71,73	10,7595	82,4895
KZ436	Dr Nkosazana Zuma Municipality MNGUNI SIMPHIWE LAWRENCE	AMAKUZA S1 UNDERBERG KZN	50	1,4346	15	71,73	10,7595	82,4895
KZ436	Dr Nkosazana Zuma Municipality MHLONGO NCAMISILE MAVIS	AMAKUZA S1 UNDERBERG KZN	50	1,4346	15	71,73	10,7595	82,4895
KZ436	Dr Nkosazana Zuma Municipality MNGUNI LINDENI NORA	AMAKUZA S1 UNDERBERG KZN	50	1,4346	15	71,73	10,7595	82,4895
KZ436	Dr Nkosazana Zuma Municipality MBANJWA GULAU	AMAKUZA S1 UNDERBERG KZN	50	1,4346	15	71,73	10,7595	82,4895
KZ436	Dr Nkosazana Zuma Municipality MKHIZE FABIAN MTHOKOZISI	TRADITIONAL HOUSE	50	1,4346	15	71,73	10,7595	82,4895
KZ436	Dr Nkosazana Zuma Municipality MBANJWA NTOMBIZINI DUDUZILE	AMAKUZA UNDERBURG KZN	50	1,4346	15	71,73	10,7595	82,4895
KZ436	Dr Nkosazana Zuma Municipality PHUNGULA ZAKHELE	AMAKUZA S1 UNDERBERG KZN	50	1,4346	15	71,73	10,7595	82,4895
KZ436	Dr Nkosazana Zuma Municipality PHUNGULA THOKOZANI GRACIA	AMAKUZA S1 UNDERBERG KZN	50	1,4346	15	71,73	10,7595	82,4895
KZ436	Dr Nkosazana Zuma Municipality NTSHIZA MAKHOSI	AMAKUZA UNDERBURG KZN	50	1,4346	15	71,73	10,7595	82,4895
KZ436	Dr Nkosazana Zuma Municipality DLAMINI VUMILE	AMAKUZA S1 UNDERBERG KZN	50	1,4346	15	71,73	10,7595	82,4895
KZ436	Dr Nkosazana Zuma Municipality KUNENE BABONGILE MONICA	AMAKUZA S1 UNDERBERG KZN	50	1,4346	15	71,73	10,7595	82,4895
KZ436	Dr Nkosazana Zuma Municipality KUNENE WINILE PROTASIA	AMAKUZA S1 UNDERBERG KZN	50	1,4346	15	71,73	10,7595	82,4895
KZ436	Dr Nkosazana Zuma Municipality MLOTSHWA CATHERINE	AMAKUZA S1 UNDERBERG KZN	50	1,4346	15	71,73	10,7595	82,4895
KZ436	Dr Nkosazana Zuma Municipality MIYA SELINA NOLINDELA	Brick House	50	1,4346	15	71,73	10,7595	82,4895
KZ436	Dr Nkosazana Zuma Municipality MNGUNI MZONZIMA ERASMUS	AMAKUZA S1 UNDERBERG KZN	50	1,4346	15	71,73	10,7595	82,4895
KZ436	Dr Nkosazana Zuma Municipality KHUBONE GOODNESS THANDEKA	AMAKUZA S1 UNDERBERG KZN	50	1,4346	15	71,73	10,7595	82,4895
KZ436	Dr Nkosazana Zuma Municipality MNGUNI DUDUZILE PRAXEDIS	AMAKUZA S1 UNDERBERG KZN	50	1,4346	15	71,73	10,7595	82,4895
KZ436	Dr Nkosazana Zuma Municipality KUNENE LUNGELANI PATIENCE	AMAKUZA S1 UNDERBERG KZN	50	1,4346	15	71,73	10,7595	82,4895
KZ436	Dr Nkosazana Zuma Municipality NZIMANDE SANDILE	NKELABANTWANA BULWER KZI	50	1,4346	15	71,73	10,7595	82,4895
KZ436	Dr Nkosazana Zuma Municipality KHUBONE MZONGANI	AMAKUZA S1 UNDERBERG KZN	50	1,4346	15	71,73	10,7595	82,4895
KZ436	Dr Nkosazana Zuma Municipality KUNENE MHLANGAKHULA VITUS	AMAKUZA S1 UNDERBERG KZN	50	1,4346	15	71,73	10,7595	82,4895
KZ436	Dr Nkosazana Zuma Municipality KUNENE NOMAKWITI CORNELIA	AMAKUZA S1 UNDERBERG KZN	50	1,4346	15	71,73	10,7595	82,4895
KZ436	Dr Nkosazana Zuma Municipality ZONDI SIBONGILE	AMAKUZA S1 UNDERBERG KZN	50	1,4346	15	71,73	10,7595	82,4895
KZ436	Dr Nkosazana Zuma Municipality MNGUNI KWENZEKILE BRIDGET	AMAKUZA S1 UNDERBERG KZN	50	1,4346	15	71,73	10,7595	82,4895

KZ436	Dr Nkosazana Zuma Municipi	DLAMINI FIKILE WINNIEFRIDAH	AMAKUZA S1 UNDERBERG KZN	50	1,4346	15	71,73	10,7595	82,4895
KZ436	Dr Nkosazana Zuma Municipi	ZONDI FANIBANI	AMAKUZA S1 UNDERBERG KZN	50	1,4346	15	71,73	10,7595	82,4895
KZ436	Dr Nkosazana Zuma Municipi	MHLUNGU FIKILE PATRICIA	AMAKUZA S1 UNDERBERG KZN	50	1,4346	15	71,73	10,7595	82,4895
KZ436	Dr Nkosazana Zuma Municipi	ZUMA MLAMULI ALFRED	AMAKUZA S1 UNDERBERG KZN	50	1,4346	15	71,73	10,7595	82,4895
KZ436	Dr Nkosazana Zuma Municipi	KHUBONI THEMBANI GENEROSA	AMAKUZA S1 UNDERBERG KZN	50	1,4346	15	71,73	10,7595	82,4895
KZ436	Dr Nkosazana Zuma Municipi	DLAMINI MADLOTLO	AMAKUZA S1 UNDERBERG KZN	50	1,4346	15	71,73	10,7595	82,4895
KZ436	Dr Nkosazana Zuma Municipi	NKOMO ZOLEKA	AMAKUZA S1 UNDERBERG KZN	50	1,4346	15	71,73	10,7595	82,4895
KZ436	Dr Nkosazana Zuma Municipi	ZUMA CLEMENCIA	Brick House	50	1,4346	15	71,73	10,7595	82,4895
KZ436	Dr Nkosazana Zuma Municipi	DLAMINI THANDAZILE PATRICIA	AMAKUZA S1 UNDERBERG KZN	50	1,4346	15	71,73	10,7595	82,4895
KZ436	Dr Nkosazana Zuma Municipi	DLAMINI ZAKHE LIFE	AMAKUZA S1 UNDERBERG KZN	50	1,4346	15	71,73	10,7595	82,4895
KZ436	Dr Nkosazana Zuma Municipi	MNGUNI XOLISILE	AMAKUZA S1 UNDERBERG KZN	50	1,4346	15	71,73	10,7595	82,4895
KZ436	Dr Nkosazana Zuma Municipi	MAGOSO NOSIPHO PROTASIA	AMAKUZA S1 UNDERBERG KZN	50	1,4346	15	71,73	10,7595	82,4895
KZ436	Dr Nkosazana Zuma Municipi	MEMELA BATOKILE THERESSA	NOMANDLOVU DONNYBROOK I	50	1,4346	15	71,73	10,7595	82,4895
KZ436	Dr Nkosazana Zuma Municipi	DLAMINI BHAZINI	AMAKUZA S1 UNDERBERG KZN	50	1,4346	15	71,73	10,7595	82,4895
KZ436	Dr Nkosazana Zuma Municipi	LINDA SIBANGANI ALEX	AMAKUZA S1 UNDERBERG KZN	50	1,4346	15	71,73	10,7595	82,4895
KZ436	Dr Nkosazana Zuma Municipi	DLADLA MAMIZA	NOMANDLOVU DONNYBROOK I	50	1,4346	15	71,73	10,7595	82,4895
KZ436	Dr Nkosazana Zuma Municipi	LINDA ALBERT ZIMISE	AMAKUZA S1 UNDERBERG KZN	50	1,4346	15	71,73	10,7595	82,4895
KZ436	Dr Nkosazana Zuma Municipi	MNGUNI MBHEKENI DENNIS	AMAKUZA S1 UNDERBERG KZN	50	1,4346	15	71,73	10,7595	82,4895
KZ436	Dr Nkosazana Zuma Municipi	NCOBENI M	HOUSE	50	1,4346	15	71,73	10,7595	82,4895
KZ436	Dr Nkosazana Zuma Municipi	DLAMINI CONSTANCE DELISILE	AMAKUZA S1 UNDERBERG KZN	50	1,4346	15	71,73	10,7595	82,4895
KZ436	Dr Nkosazana Zuma Municipi	MNDALI HLEBEKILE KATHRINA	AMAKUZA UNDERBERG KZN	50	1,4346	15	71,73	10,7595	82,4895
KZ436	Dr Nkosazana Zuma Municipi	SOKHELA NANA	NOMANDLOVU DONNYBROOK I	50	1,4346	15	71,73	10,7595	82,4895
KZ436	Dr Nkosazana Zuma Municipi	MNCWABE SILINDILE	SINKONKONKO UNDERBERG KZ	50	1,4346	15	71,73	10,7595	82,4895
KZ436	Dr Nkosazana Zuma Municipi	ZONDI BEAUTY	SINKONKONKO UNDERBERG KZ	50	1,4346	15	71,73	10,7595	82,4895
KZ436	Dr Nkosazana Zuma Municipi	MTUNGWA BHEKINDODA PHILIP	AMAKUZA S1 UNDERBERG KZN	50	1,4346	15	71,73	10,7595	82,4895
KZ436	Dr Nkosazana Zuma Municipi	ZONDI MUZIWENKOSI	AMAKUZA S1 UNDERBERG KZN	50	1,4346	15	71,73	10,7595	82,4895
KZ436	Dr Nkosazana Zuma Municipi	BIYASE BHEKINHLANHLA PAULO	HLABENI S1 UNDERBERG KZN	50	1,4346	15	71,73	10,7595	82,4895
KZ436	Dr Nkosazana Zuma Municipi	DLAMINI BAFANA APPOLINARIS	AMAKUZA S1 UNDERBERG KZN	50	1,4346	15	71,73	10,7595	82,4895
KZ436	Dr Nkosazana Zuma Municipi	DLAMINI MANDISA POLITE	AMAKUZA S1 UNDERBERG KZN	50	1,4346	15	71,73	10,7595	82,4895
KZ436	Dr Nkosazana Zuma Municipi	DLAMINI NICHODEM DUMISANI	AMAKUZA S1 UNDERBERG KZN	50	1,4346	15	71,73	10,7595	82,4895
KZ436	Dr Nkosazana Zuma Municipi	NDLOVU NCAMSILE	SINKONKONKO UNDERBERG KZ	50	1,4346	15	71,73	10,7595	82,4895
KZ436	Dr Nkosazana Zuma Municipi	ZONDI ESLINA SALAWENZANI	AMAKUZA S1 UNDERBERG KZN	50	1,4346	15	71,73	10,7595	82,4895
KZ436	Dr Nkosazana Zuma Municipi	DUMA GRINETH	SINKONKONKO UNDERBERG KZ	50	1,4346	15	71,73	10,7595	82,4895
KZ436	Dr Nkosazana Zuma Municipi	KHUBONE HLELIPHI OCTAVIA	AMAKUZA S1 UNDERBERG KZN	50	1,4346	15	71,73	10,7595	82,4895
KZ436	Dr Nkosazana Zuma Municipi	WESSELS DONATOUS	SINKONKONKO UNDERBERG KZ	50	1,4346	15	71,73	10,7595	82,4895
KZ436	Dr Nkosazana Zuma Municipi	DLAMINI BUYISILE	AMAKUZA S1 UNDERBERG KZN	50	1,4346	15	71,73	10,7595	82,4895
KZ436	Dr Nkosazana Zuma Municipi	MHLUNGU ZUMEKILE MARGARET	AMAKUZA S1 UNDERBERG KZN	50	1,4346	15	71,73	10,7595	82,4895
KZ436	Dr Nkosazana Zuma Municipi	ZONDI YAMSILE ELAZEBETH	AMAKUZA S1 UNDERBERG KZN	50	1,4346	15	71,73	10,7595	82,4895
KZ436	Dr Nkosazana Zuma Municipi	SHEZI MANDLAKAYISE THEOBALD	AMAKUZA UNDERBURG KZN	50	1,4346	15	71,73	10,7595	82,4895
KZ436	Dr Nkosazana Zuma Municipi	MBANJWA DELISIWE	PHAYINDANE	50	1,4346	15	71,73	10,7595	82,4895
KZ436	Dr Nkosazana Zuma Municipi	ZONDI BAYEKILE	AMAKUZA S1 UNDERBERG KZN	50	1,4346	15	71,73	10,7595	82,4895
KZ436	Dr Nkosazana Zuma Municipi	MHLONGO LINDIWE MATILDA	AMAKUZA S1 UNDERBERG KZN	50	1,4346	15	71,73	10,7595	82,4895
KZ436	Dr Nkosazana Zuma Municipi	BEKWA XABA MARIA SIBONGILE	SCHOOL	50	1,4346	15	71,73	10,7595	82,4895
KZ436	Dr Nkosazana Zuma Municipi	MQAMBELI BATRICE	TRADITIONAL HOUSE	50	1,4346	15	71,73	10,7595	82,4895
KZ436	Dr Nkosazana Zuma Municipi	DLAMINI NTOMBI ETHELDRETHA	AMAKUZA S1 UNDERBERG KZN	50	1,4346	15	71,73	10,7595	82,4895
KZ436	Dr Nkosazana Zuma Municipi	DLAMINI MATUTU LAIZAH	AMAKUZA S1 UNDERBERG KZN	50	1,4346	15	71,73	10,7595	82,4895
KZ436	Dr Nkosazana Zuma Municipi	DLAMINI FAKAZILE ANNA MARIA		50	1,4346	15	71,73	10,7595	82,4895
KZ436	Dr Nkosazana Zuma Municipi	GAMEDE CABANGLE		50	1,4346	15	71,73	10,7595	82,4895
KZ436	Dr Nkosazana Zuma Municipi	PHUNGULA ZUZU TOBAIS	AMAKUZA S1 UNDERBERG KZN	50	1,4346	15	71,73	10,7595	82,4895
KZ436	Dr Nkosazana Zuma Municipi	DLAMINI LIZZIE PETRONELLA	AMAKUZA S1 UNDERBERG KZN	50	1,4346	15	71,73	10,7595	82,4895
KZ436	Dr Nkosazana Zuma Municipi	DLAMINI BUHLE	PHAYINDANE	50	1,4346	15	71,73	10,7595	82,4895
KZ436	Dr Nkosazana Zuma Municipi	MJWARA NOMBIKO NTOMBIYENVI	PHAYINDANE	50	1,4346	15	71,73	10,7595	82,4895
KZ436	Dr Nkosazana Zuma Municipi	ZONDI ZENZILE TEGLAR	AMAKUZA S1 UNDERBERG KZN	50	1,4346	15	71,73	10,7595	82,4895
KZ436	Dr Nkosazana Zuma Municipi	MJWARA NOMVELO	PHAYINDANE	50	1,4346	15	71,73	10,7595	82,4895
KZ436	Dr Nkosazana Zuma Municipi	SOSIBO NOWAZI	PHAYINDANE	50	1,4346	15	71,73	10,7595	82,4895
KZ436	Dr Nkosazana Zuma Municipi	ZONDI SIBONGISENI PATRIC	AMAKUZA S1 UNDERBERG KZN	50	1,4346	15	71,73	10,7595	82,4895
KZ436	Dr Nkosazana Zuma Municipi	DLAMINI MTINJWA	TRADITIONAL HOUSE	50	1,4346	15	71,73	10,7595	82,4895
KZ436	Dr Nkosazana Zuma Municipi	SHEZI BALUNGILE	PHAYINDANE	50	1,4346	15	71,73	10,7595	82,4895
KZ436	Dr Nkosazana Zuma Municipi	ZONDI SIZAKELE	BHATINI	50	1,4346	15	71,73	10,7595	82,4895
KZ436	Dr Nkosazana Zuma Municipi	ZONDI NELISWE LUCIA	AMAKUZA S1 UNDERBERG KZN	50	1,4346	15	71,73	10,7595	82,4895
KZ436	Dr Nkosazana Zuma Municipi	KHUMALO R	HOUSE	50	1,4346	15	71,73	10,7595	82,4895
KZ436	Dr Nkosazana Zuma Municipi	MNCWABE MTUSENI DERRICK	TRADITIONAL HOUSE	50	1,4346	15	71,73	10,7595	82,4895
KZ436	Dr Nkosazana Zuma Municipi	SHEZI QONDENI	PHAYINDANE	50	1,4346	15	71,73	10,7595	82,4895
KZ436	Dr Nkosazana Zuma Municipi	KHUMALO MZONJANI	AMAKUZA S1 UNDERBERG KZN	50	1,4346	15	71,73	10,7595	82,4895
KZ436	Dr Nkosazana Zuma Municipi	KUNENE BAPHINDILE ROSALIA	AMAKUZA S1 UNDERBERG KZN	50	1,4346	15	71,73	10,7595	82,4895
KZ436	Dr Nkosazana Zuma Municipi	MBANJWA ZILUNGILE PRISCA	AMAKUZA S1 UNDERBERG KZN	50	1,4346	15	71,73	10,7595	82,4895
KZ436	Dr Nkosazana Zuma Municipi	ZONDI NOMATHAMSANQA	AMAKUZA S1 UNDERBERG KZN	50	1,4346	15	71,73	10,7595	82,4895
KZ436	Dr Nkosazana Zuma Municipi	KHUMALO DINGENI	AMAKUZA S1 UNDERBERG KZN	50	1,4346	15	71,73	10,7595	82,4895
KZ436	Dr Nkosazana Zuma Municipi	ZULU NOMAKESIXE	TRADITIONAL HOUSE	50	1,4346	15	71,73	10,7595	82,4895
KZ436	Dr Nkosazana Zuma Municipi	ZONDI PHILANI SINYAMFUZA	AMAKUZA S1 UNDERBERG KZN	50	1,4346	15	71,73	10,7595	82,4895
KZ436	Dr Nkosazana Zuma Municipi	MSHENGU RAPHEAL MBHEKISENI	AMAKUZA S1 UNDERBERG KZN	50	1,4346	15	71,73	10,7595	82,4895
KZ436	Dr Nkosazana Zuma Municipi	DLAMINI GODLIZWI ZAKHELE	AMAKUZA S1 UNDERBERG KZN	50	1,4346	15	71,73	10,7595	82,4895
KZ436	Dr Nkosazana Zuma Municipi	KHUMALO MKOTOSI JANEROSA	AMAKUZA S1 UNDERBERG KZN	50	1,4346	15	71,73	10,7595	82,4895
KZ436	Dr Nkosazana Zuma Municipi	ZONDI MABONA PETRUS	AMAKUZA S1 UNDERBERG KZN	50	1,4346	15	71,73	10,7595	82,4895
KZ436	Dr Nkosazana Zuma Municipi	ZONDI XOLISILE CATHERINE	AMAKUZA S1 UNDERBERG KZN	50	1,4346	15	71,73	10,7595	82,4895
KZ436	Dr Nkosazana Zuma Municipi	ZONDI SIPHAMANDLA INNOCENT	AMAKUZA S1 UNDERBERG KZN	50	1,4346	15	71,73	10,7595	82,4895
KZ436	Dr Nkosazana Zuma Municipi	ZIKODE ELSIE		50	1,4346	15	71,73	10,7595	82,4895
KZ436	Dr Nkosazana Zuma Municipi	DLAMINI THABISILE MAUREEN		50	1,4346	15	71,73	10,7595	82,4895
KZ436	Dr Nkosazana Zuma Municipi	DUMA PHILISWE THEODORAH	HOUSE	50	1,4346	15	71,73	10,7595	82,4895
KZ436	Dr Nkosazana Zuma Municipi	MJWARA COMARIA	QULASHE UNDERBURG KZN	50	1,4346	15	71,73	10,7595	82,4895
KZ436	Dr Nkosazana Zuma Municipi	DLAMINI NELISWE SYLVASIA	AMAKUZA S1 UNDERBERG KZN	50	1,4346	15	71,73	10,7595	82,4895
KZ436	Dr Nkosazana Zuma Municipi	DLAMINI NOKUTHULA	AMAKUZA S1 UNDERBERG KZN	50	1,4346	15	71,73	10,7595	82,4895
KZ436	Dr Nkosazana Zuma Municipi	DLAMINI LUNGILE	AMAKUZA S1 UNDERBERG KZN	50	1,4346	15	71,73	10,7595	82,4895

KZ436	Dr Nkosazana Zuma Municipality MNCWABE MWZWELENI CORNELIUS	AMAKUZA S1 UNDERBERG KZN	50	1,4346	15	71,73	10,7595	82,4895
KZ436	Dr Nkosazana Zuma Municipality ZONDI BEATOR FANISILE	AMAKUZA S1 UNDERBERG KZN	50	1,4346	15	71,73	10,7595	82,4895
KZ436	Dr Nkosazana Zuma Municipality ZONDI GCINEPHI	AMAKUZA S1 UNDERBERG KZN	50	1,4346	15	71,73	10,7595	82,4895
KZ436	Dr Nkosazana Zuma Municipality ZONDI GCINEPHI	AMAKUZA S1 UNDERBERG KZN	50	1,4346	15	71,73	10,7595	82,4895
KZ436	Dr Nkosazana Zuma Municipality MDLANGATHI DUMISILE	AMAKUZA S1 UNDERBERG KZN	50	1,4346	15	71,73	10,7595	82,4895
KZ436	Dr Nkosazana Zuma Municipality MDLANGATHI THEMBEKA	AMAKUZA S1 UNDERBERG KZN	50	1,4346	15	71,73	10,7595	82,4895
KZ436	Dr Nkosazana Zuma Municipality SHEZI DELISILE	QULASHE UNDERBURG KZN	50	1,4346	15	71,73	10,7595	82,4895
KZ436	Dr Nkosazana Zuma Municipality LINDA THANDEKA	AMAKUZA S1 UNDERBERG KZN	50	1,4346	15	71,73	10,7595	82,4895
KZ436	Dr Nkosazana Zuma Municipality ZONDI NOMBUSO	QULASHE UNDERBURG KZN	50	1,4346	15	71,73	10,7595	82,4895
KZ436	Dr Nkosazana Zuma Municipality DLAMINI CEEM	AMAKUZA S1 UNDERBERG KZN	50	1,4346	15	71,73	10,7595	82,4895
KZ436	Dr Nkosazana Zuma Municipality ZONDI SWELEKILE MAYVIS	AMAKUZA S1 UNDERBERG KZN	50	1,4346	15	71,73	10,7595	82,4895
KZ436	Dr Nkosazana Zuma Municipality ZONDI ALEXIA THANDEKA	AMAKUZA S1 UNDERBERG KZN	50	1,4346	15	71,73	10,7595	82,4895
KZ436	Dr Nkosazana Zuma Municipality MNTUNGWA MZIKABANI ERNEST	AMAKUZA S1 UNDERBERG KZN	50	1,4346	15	71,73	10,7595	82,4895
KZ436	Dr Nkosazana Zuma Municipality KUNENE TUNUZA REGINA	AMAKUZA S1 UNDERBERG KZN	50	1,4346	15	71,73	10,7595	82,4895
KZ436	Dr Nkosazana Zuma Municipality KUNENE DUMILE CYNTHIA	AMAKUZA S1 UNDERBERG KZN	50	1,4346	15	71,73	10,7595	82,4895
KZ436	Dr Nkosazana Zuma Municipality NDLANGISA THABISILE	AMAKUZA S1 UNDERBERG KZN	50	1,4346	15	71,73	10,7595	82,4895
KZ436	Dr Nkosazana Zuma Municipality MTHEMBU THEMBEKILE MARGARET	AMAKUZA S1 UNDERBERG KZN	50	1,4346	15	71,73	10,7595	82,4895
KZ436	Dr Nkosazana Zuma Municipality PHOSWA SPHIWE	HLABENI S1 KZN OU	50	1,4346	15	71,73	10,7595	82,4895
KZ436	Dr Nkosazana Zuma Municipality ZONDI PHEWANA	Brick House	50	1,4346	15	71,73	10,7595	82,4895
KZ436	Dr Nkosazana Zuma Municipality ZIMANDE PREXEDIS BONISIWE	AMAKUZA S1 UNDERBERG KZN	50	1,4346	15	71,73	10,7595	82,4895
KZ436	Dr Nkosazana Zuma Municipality CHIYA FLORENCE SEBENZILE	HLANGANANI S1 KZN OU	50	1,4346	15	71,73	10,7595	82,4895
KZ436	Dr Nkosazana Zuma Municipality BEKWA TERRESA ZANELE	HLANGANANI S1 KZN OU	50	1,4346	15	71,73	10,7595	82,4895
KZ436	Dr Nkosazana Zuma Municipality MZIMANDE KHOKANI LILIAN	AMAKUZA S1 UNDERBERG KZN	50	1,4346	15	71,73	10,7595	82,4895
KZ436	Dr Nkosazana Zuma Municipality ZIMANDE NONDUDUZO	HLANGANANI S1 KZN OU	50	1,4346	15	71,73	10,7595	82,4895
KZ436	Dr Nkosazana Zuma Municipality ZONDI DELISILE BEATRICE	AMAKUZA S1 UNDERBERG KZN	50	1,4346	15	71,73	10,7595	82,4895
KZ436	Dr Nkosazana Zuma Municipality DLAMINI FIKILE PRISCA	AMAKUZA S1 UNDERBERG KZN	50	1,4346	15	71,73	10,7595	82,4895
KZ436	Dr Nkosazana Zuma Municipality LINDA CABANGILE GLORIA	AMAKUZA S1 UNDERBERG KZN	50	1,4346	15	71,73	10,7595	82,4895
KZ436	Dr Nkosazana Zuma Municipality DLAMINI LANDELENI BEATRICE	AMAKUZA S1 UNDERBERG KZN	50	1,4346	15	71,73	10,7595	82,4895
KZ436	Dr Nkosazana Zuma Municipality XABA BALINDILE ROBINAH	AMAKUZA S1 UNDERBERG KZN	50	1,4346	15	71,73	10,7595	82,4895
KZ436	Dr Nkosazana Zuma Municipality NDLANGISA MABLE JABULILE	AMAKUZA S1 UNDERBERG KZN	50	1,4346	15	71,73	10,7595	82,4895
KZ436	Dr Nkosazana Zuma Municipality SOSIBO BEAUTY THINATHI	AMAKUZA S1 UNDERBERG KZN	50	1,4346	15	71,73	10,7595	82,4895
KZ436	Dr Nkosazana Zuma Municipality SHEZI BONGIWE MARGARET	AMAKUZA S1 UNDERBERG KZN	50	1,4346	15	71,73	10,7595	82,4895
KZ436	Dr Nkosazana Zuma Municipality ZONDI SIZANI THULISILE	AMAKUZA S1 UNDERBERG KZN	50	1,4346	15	71,73	10,7595	82,4895
KZ436	Dr Nkosazana Zuma Municipality ZUMA PROTASIA QUEEN	AMAKUZA S1 UNDERBERG KZN	50	1,4346	15	71,73	10,7595	82,4895
KZ436	Dr Nkosazana Zuma Municipality KHUBONI THEMBEKILE SYLVASIA	AMAKUZA S1 UNDERBERG KZN	50	1,4346	15	71,73	10,7595	82,4895
KZ436	Dr Nkosazana Zuma Municipality DLAMINI KHONONDILE CATHERINE	BETHLEHEM BULWER UNDERBE	50	1,4346	15	71,73	10,7595	82,4895
KZ436	Dr Nkosazana Zuma Municipality DLAMINI SISENI OCTAVIA	AMAKUZA S1 UNDERBERG KZN	50	1,4346	15	71,73	10,7595	82,4895
KZ436	Dr Nkosazana Zuma Municipality DLAMINI ZAMAZULU	AMAKUZA S1 UNDERBERG KZN	50	1,4346	15	71,73	10,7595	82,4895
KZ436	Dr Nkosazana Zuma Municipality SIBISI THANDIWE VIVIEN	BETHLEHEM BULWER UNDERBE	50	1,4346	15	71,73	10,7595	82,4895
KZ436	Dr Nkosazana Zuma Municipality JAMA THEMBANI	AMAKUZA S1 UNDERBERG KZN	50	1,4346	15	71,73	10,7595	82,4895
KZ436	Dr Nkosazana Zuma Municipality PHOSWA PHUMILILE MAVIS	AMAKUZA S1 UNDERBERG KZN	50	1,4346	15	71,73	10,7595	82,4895
KZ436	Dr Nkosazana Zuma Municipality PHUNGULA MABONGI THELEKILE	AMAKUZA UNDERBURG KZN	50	1,4346	15	71,73	10,7595	82,4895
KZ436	Dr Nkosazana Zuma Municipality MADUMA SIZAKELE	TRADITIONAL HOUSE	50	1,4346	15	71,73	10,7595	82,4895
KZ436	Dr Nkosazana Zuma Municipality NGUBO IDAH	HOUSE	50	1,4346	15	71,73	10,7595	82,4895
KZ436	Dr Nkosazana Zuma Municipality MNCWABE NOKWENZIWA THERESA	AMAKUZA UNDERBURG KZN	50	1,4346	15	71,73	10,7595	82,4895
KZ436	Dr Nkosazana Zuma Municipality ZIMANDE DAKAVANA	AMAKUZA UNDERBURG KZN	50	1,4346	15	71,73	10,7595	82,4895
KZ436	Dr Nkosazana Zuma Municipality MIYA MANAZI EUGENIA	ENKELEBANTWANA IXOPO KZN	50	1,4346	15	71,73	10,7595	82,4895
KZ436	Dr Nkosazana Zuma Municipality MAGUBANE SIFISO	AMAKUZA UNDERBURG KZN	50	1,4346	15	71,73	10,7595	82,4895
KZ436	Dr Nkosazana Zuma Municipality MSIYA MAKHOSAZANA	TRADITIONAL HOUSE	50	1,4346	15	71,73	10,7595	82,4895
KZ436	Dr Nkosazana Zuma Municipality SHOBA JOHN AMOS	AMAKUZA UNDERBURG KZN	50	1,4346	15	71,73	10,7595	82,4895
KZ436	Dr Nkosazana Zuma Municipality MAPHANGA M	DWELLING	50	1,4346	15	71,73	10,7595	82,4895
KZ436	Dr Nkosazana Zuma Municipality DLAMINI SIBONGISENI	AMAKUZA UNDERBURG KZN	50	1,4346	15	71,73	10,7595	82,4895
KZ436	Dr Nkosazana Zuma Municipality TENZA NOPHOSISA	NOMANDLOVU DONNYBROOK I	50	1,4346	15	71,73	10,7595	82,4895
KZ436	Dr Nkosazana Zuma Municipality MBHELE NOMUZA MUKE	AMAKUZA UNDERBURG KZN	50	1,4346	15	71,73	10,7595	82,4895
KZ436	Dr Nkosazana Zuma Municipality TSHEZI NOMBULELO CLAUDELIA	AMAKUZA UNDERBURG KZN	50	1,4346	15	71,73	10,7595	82,4895
KZ436	Dr Nkosazana Zuma Municipality ZONDI THEMBINKOSI JOSEPH	AMAKUZA UNDERBURG KZN	50	1,4346	15	71,73	10,7595	82,4895
KZ436	Dr Nkosazana Zuma Municipality NCOBENI BEKUYISE BANABAS	AMAKUZA UNDERBURG KZN	50	1,4346	15	71,73	10,7595	82,4895
KZ436	Dr Nkosazana Zuma Municipality MAJOLA BUSISIWE	MQATSHENI UNDERBURG KZN	50	1,4346	15	71,73	10,7595	82,4895
KZ436	Dr Nkosazana Zuma Municipality MBANJWA FIKILE	QULASHE UNDERBURG KZN	50	1,4346	15	71,73	10,7595	82,4895
KZ436	Dr Nkosazana Zuma Municipality CHIYA THANDEKILE	TRADITIONAL HOUSE	50	1,4346	15	71,73	10,7595	82,4895
KZ436	Dr Nkosazana Zuma Municipality MSWARA WINILE	QULASHE UNDERBURG KZN	50	1,4346	15	71,73	10,7595	82,4895
KZ436	Dr Nkosazana Zuma Municipality SOSIBO MFANISENI	AMAKUZA UNDERBURG KZN	50	1,4346	15	71,73	10,7595	82,4895
KZ436	Dr Nkosazana Zuma Municipality MAGOSO BUYISIWE	AMAKUZA UNDERBURG KZN	50	1,4346	15	71,73	10,7595	82,4895
KZ436	Dr Nkosazana Zuma Municipality NCOBENI DUMISILE FRANCISCA	HLANGANANI S1 IXOPO CNC KZ	50	1,4346	15	71,73	10,7595	82,4895
KZ436	Dr Nkosazana Zuma Municipality MKHIZE BONGEKILE	HLANGANANI S1 IXOPO CNC KZ	50	1,4346	15	71,73	10,7595	82,4895
KZ436	Dr Nkosazana Zuma Municipality MADLALA BABONGILE SYLVESTER	HLANGANANI S1 IXOPO CNC KZ	50	1,4346	15	71,73	10,7595	82,4895
KZ436	Dr Nkosazana Zuma Municipality MAKHANYA GCINILALA	TRADITIONAL HOUSE	50	1,4346	15	71,73	10,7595	82,4895
KZ436	Dr Nkosazana Zuma Municipality MBANJWA MAQOSHI	TRADITIONAL HOUSE	50	1,4346	15	71,73	10,7595	82,4895
KZ436	Dr Nkosazana Zuma Municipality JILI VALIPHATHWA MHLABA	AMAKUZA UNDERBURG KZN	50	1,4346	15	71,73	10,7595	82,4895
KZ436	Dr Nkosazana Zuma Municipality MAPHANGA S	DWELLING	50	1,4346	15	71,73	10,7595	82,4895
KZ436	Dr Nkosazana Zuma Municipality MNCWABE ZANZAMUHLE	Traditional house	50	1,4346	15	71,73	10,7595	82,4895
KZ436	Dr Nkosazana Zuma Municipality GUMEDE DOMBI	TRADITIONAL HOUSE	50	1,4346	15	71,73	10,7595	82,4895
KZ436	Dr Nkosazana Zuma Municipality SHEZI QONDILE PROTASIA	AMAKUZA UNDERBURG KZN	50	1,4346	15	71,73	10,7595	82,4895
KZ436	Dr Nkosazana Zuma Municipality DLAMINI NQOMTHANDAZO FAITH	HLANGANANI S1 IXOPO KZN OL	50	1,4346	15	71,73	10,7595	82,4895
KZ436	Dr Nkosazana Zuma Municipality SOSIBO MSHIYEMI JOHANNES	AMAKUZA UNDERBURG KZN	50	1,4346	15	71,73	10,7595	82,4895
KZ436	Dr Nkosazana Zuma Municipality XABA BONGEKILE SYLVIA	HLANGANANI S1 IXOPO KZN OL	50	1,4346	15	71,73	10,7595	82,4895
KZ436	Dr Nkosazana Zuma Municipality MEMELA PROTAS	AMAKUZA UNDERBURG KZN	50	1,4346	15	71,73	10,7595	82,4895
KZ436	Dr Nkosazana Zuma Municipality XABA NOKUTHULA	TRADITIONAL HOUSE	50	1,4346	15	71,73	10,7595	82,4895
KZ436	Dr Nkosazana Zuma Municipality XABA CYRIL MHLONIPHENI	HLANGANANI S1 IXOPO KZN OL	50	1,4346	15	71,73	10,7595	82,4895
KZ436	Dr Nkosazana Zuma Municipality NCOBENI NOMPILO CYNTHIA	HLANGANANI S1 IXOPO KZN OL	50	1,4346	15	71,73	10,7595	82,4895
KZ436	Dr Nkosazana Zuma Municipality MTOLO THEM BENI	QULASHE UNDERBURG KZN	50	1,4346	15	71,73	10,7595	82,4895
KZ436	Dr Nkosazana Zuma Municipality SIMELANE THEM BENI	XOSHEYAKHE ENKELEBANTWANA	50	1,4346	15	71,73	10,7595	82,4895
KZ436	Dr Nkosazana Zuma Municipality MBANJWA PROTAS	TRADITIONAL HOUSE	50	1,4346	15	71,73	10,7595	82,4895

KZ436	Dr Nkosazana Zuma Municipi	SOSIBO FIHLANI	TRADITIONAL HOUSE	50	1,4346	15	71,73	10,7595	82,4895
KZ436	Dr Nkosazana Zuma Municipi	NDLOVU SIBONGILE MOLLY	XOSHEYAKHE ENKELEBANTWAP	50	1,4346	15	71,73	10,7595	82,4895
KZ436	Dr Nkosazana Zuma Municipi	NZIMANDE ZOLILE	QULASHE UNDERBURG KZN	50	1,4346	15	71,73	10,7595	82,4895
KZ436	Dr Nkosazana Zuma Municipi	KWABELA JABULANI	QUMENI BULWER	50	1,4346	15	71,73	10,7595	82,4895
KZ436	Dr Nkosazana Zuma Municipi	MBHELE SEBENZILE T	NKWEZELA BULWER KZN	50	1,4346	15	71,73	10,7595	82,4895
KZ436	Dr Nkosazana Zuma Municipi	SABELA MALIN	KILMUN S1 UNDERBERG KZN OI	50	1,4346	15	71,73	10,7595	82,4895
KZ436	Dr Nkosazana Zuma Municipi	MBANJWA MDOBI	KILMUN S1 UNDERBERG KZN OI	50	1,4346	15	71,73	10,7595	82,4895
KZ436	Dr Nkosazana Zuma Municipi	SABELA SITHEMBILE	KILMUN S1 UNDERBERG KZN OI	50	1,4346	15	71,73	10,7595	82,4895
KZ436	Dr Nkosazana Zuma Municipi	SOSIBO VICTUS	HOUSE	50	1,4346	15	71,73	10,7595	82,4895
KZ436	Dr Nkosazana Zuma Municipi	MBANJWA GLORIA	KILMUN S1 UNDERBERG KZN OI	50	1,4346	15	71,73	10,7595	82,4895
KZ436	Dr Nkosazana Zuma Municipi	MDLADLA HLABEKISILE	AMAKHUZE UNDERBERG KZN	50	1,4346	15	71,73	10,7595	82,4895
KZ436	Dr Nkosazana Zuma Municipi	DLAMINI NONHLANHLA ALOIS	HLANGANANI 3 CREIGHTON IXC	50	1,4346	15	71,73	10,7595	82,4895
KZ436	Dr Nkosazana Zuma Municipi	MTHEMBU NOZITHEMBISO PEARL	AMAKHUZE UNDERBERG KZN	50	1,4346	15	71,73	10,7595	82,4895
KZ436	Dr Nkosazana Zuma Municipi	MTHEMBU NANA ANNATORIA	AMAKHUZE UNDERBERG KZN	50	1,4346	15	71,73	10,7595	82,4895
KZ436	Dr Nkosazana Zuma Municipi	KHAWULA LOCORDA	KILMUN S1 UNDERBERG KZN OI	50	1,4346	15	71,73	10,7595	82,4895
KZ436	Dr Nkosazana Zuma Municipi	MBANJWA TATOKWAKHE	KILMUN S1 UNDERBERG KZN OI	50	1,4346	15	71,73	10,7595	82,4895
KZ436	Dr Nkosazana Zuma Municipi	NTSHIZA HLALELENI	KILMUN S1 UNDERBERG KZN OI	50	1,4346	15	71,73	10,7595	82,4895
KZ436	Dr Nkosazana Zuma Municipi	DLAMINI PRETTY NONHLANHLA	Nkwezele	50	1,4346	15	71,73	10,7595	82,4895
KZ436	Dr Nkosazana Zuma Municipi	MBANJWA LUNGELANI	KILMUN S1 UNDERBERG KZN OI	50	1,4346	15	71,73	10,7595	82,4895
KZ436	Dr Nkosazana Zuma Municipi	MFUGENI YOLI	Brick House	50	1,4346	15	71,73	10,7595	82,4895
KZ436	Dr Nkosazana Zuma Municipi	SABELA KHUPHUKILE	KILMUN S1 UNDERBERG KZN OI	50	1,4346	15	71,73	10,7595	82,4895
KZ436	Dr Nkosazana Zuma Municipi	SABELA ZANELE	KILMUN S1 UNDERBERG KZN OI	50	1,4346	15	71,73	10,7595	82,4895
KZ436	Dr Nkosazana Zuma Municipi	NTSHIZA HAWULENGWE	KILMUN S1 UNDERBERG KZN OI	50	1,4346	15	71,73	10,7595	82,4895
KZ436	Dr Nkosazana Zuma Municipi	DLAMINI VUMILE	KILMUN S1 UNDERBERG KZN OI	50	1,4346	15	71,73	10,7595	82,4895
KZ436	Dr Nkosazana Zuma Municipi	MBANJWA VUYISILE	KILMUN S1 UNDERBERG KZN OI	50	1,4346	15	71,73	10,7595	82,4895
KZ436	Dr Nkosazana Zuma Municipi	XABA KHESHIWE	KILMUN S1 UNDERBERG KZN OI	50	1,4346	15	71,73	10,7595	82,4895
KZ436	Dr Nkosazana Zuma Municipi	DLAMINI CELIWE		50	1,4346	15	71,73	10,7595	82,4895
KZ436	Dr Nkosazana Zuma Municipi	DLAMINI REGINALD SAMUKELO	PHAYINDANE	50	1,4346	15	71,73	10,7595	82,4895
KZ436	Dr Nkosazana Zuma Municipi	MCWABE LUNGILE	KILMUN S1 UNDERBERG KZN OI	50	1,4346	15	71,73	10,7595	82,4895
KZ436	Dr Nkosazana Zuma Municipi	ZONDI THEMBINKOSI JOSEPH	PHAYINDANE	50	1,4346	15	71,73	10,7595	82,4895
KZ436	Dr Nkosazana Zuma Municipi	DLAMINI THENJIWE ANNATOLIA	PHAYINDANE	50	1,4346	15	71,73	10,7595	82,4895
KZ436	Dr Nkosazana Zuma Municipi	MSIYA NTOMBIFUTHI	TRADITIONAL HOUSE	50	1,4346	15	71,73	10,7595	82,4895
KZ436	Dr Nkosazana Zuma Municipi	SABELA BONANI	KILMUN S1 UNDERBERG KZN OI	50	1,4346	15	71,73	10,7595	82,4895
KZ436	Dr Nkosazana Zuma Municipi	MTHEMBU EDGAR	Traditional house	50	1,4346	15	71,73	10,7595	82,4895
KZ436	Dr Nkosazana Zuma Municipi	SABELA MADLENKOZI	KILMUN S1 UNDERBERG KZN OI	50	1,4346	15	71,73	10,7595	82,4895
KZ436	Dr Nkosazana Zuma Municipi	PHUMGULA NONTSIKELELO DOMO	PHAYINDANE	50	1,4346	15	71,73	10,7595	82,4895
KZ436	Dr Nkosazana Zuma Municipi	MBANJWA PHILPINA NTOMBIFIKILE	PHAYINDANE	50	1,4346	15	71,73	10,7595	82,4895
KZ436	Dr Nkosazana Zuma Municipi	SABELA ZIMISE	KILMUN S1 UNDERBERG KZN OI	50	1,4346	15	71,73	10,7595	82,4895
KZ436	Dr Nkosazana Zuma Municipi	MBANJWA BATHINI	PHAYINDANE	50	1,4346	15	71,73	10,7595	82,4895
KZ436	Dr Nkosazana Zuma Municipi	SABELA STAFF MZOFAYO	KILMUN S1 UNDERBERG KZN OI	50	1,4346	15	71,73	10,7595	82,4895
KZ436	Dr Nkosazana Zuma Municipi	MBANJWA SHAINA	KILMUN S1 UNDERBERG KZN OI	50	1,4346	15	71,73	10,7595	82,4895
KZ436	Dr Nkosazana Zuma Municipi	MAJOZI BHEKI PROTAS	EMAKHUZENI	50	1,4346	15	71,73	10,7595	82,4895
KZ436	Dr Nkosazana Zuma Municipi	KHANYILE TAKATILE	KILMUN S1 UNDERBERG KZN OI	50	1,4346	15	71,73	10,7595	82,4895
KZ436	Dr Nkosazana Zuma Municipi	DLAMINI MANDISA BEATRICE	AMAKUZA S1 UNDERBERG KZN	50	1,4346	15	71,73	10,7595	82,4895
KZ436	Dr Nkosazana Zuma Municipi	MYHEMBU GETRUDE D	NKWEZELA UNDERBERG KZN	50	1,4346	15	71,73	10,7595	82,4895
KZ436	Dr Nkosazana Zuma Municipi	NDLANGISA THANDIKILE CRESCENC	AMAKUZA S1 UNDERBERG KZN	50	1,4346	15	71,73	10,7595	82,4895
KZ436	Dr Nkosazana Zuma Municipi	SOSIBO LONTI	PHAYINDANE	50	1,4346	15	71,73	10,7595	82,4895
KZ436	Dr Nkosazana Zuma Municipi	MVELASE FUNEKILE SEPHRONIA	PHAYINDANE	50	1,4346	15	71,73	10,7595	82,4895
KZ436	Dr Nkosazana Zuma Municipi	JILI ERIC SIGWILI	TRADITIONAL HOUSE	50	1,4346	15	71,73	10,7595	82,4895
KZ436	Dr Nkosazana Zuma Municipi	MNGUNI THEMBENI ANNAMARIA	PHAYINDANE	50	1,4346	15	71,73	10,7595	82,4895
KZ436	Dr Nkosazana Zuma Municipi	DLAMINI SIZENI	PHAYINDANE	50	1,4346	15	71,73	10,7595	82,4895
KZ436	Dr Nkosazana Zuma Municipi	NZIMANDE PRINCECESS L	QUMENI BULWER	50	1,4346	15	71,73	10,7595	82,4895
KZ436	Dr Nkosazana Zuma Municipi	CABE PUTELENI	TRADITIONAL HOUSE	50	1,4346	15	71,73	10,7595	82,4895
KZ436	Dr Nkosazana Zuma Municipi	NZIMANDE THULANI	MASHAYILANGA UNDERBERG	50	1,4346	15	71,73	10,7595	82,4895
KZ436	Dr Nkosazana Zuma Municipi	LEHAS NTSOAKE ALOSIA	NKUMBA	50	1,4346	15	71,73	10,7595	82,4895
KZ436	Dr Nkosazana Zuma Municipi	DLAMINI NOMSA	AMAKHUZA S1 UNDERBERG KZI	50	1,4346	15	71,73	10,7595	82,4895
KZ436	Dr Nkosazana Zuma Municipi	MCHUNU DORIS	AMAKHUZA S1 UNDERBERG KZI	50	1,4346	15	71,73	10,7595	82,4895
KZ436	Dr Nkosazana Zuma Municipi	SOKHELA SHADELENI	SOKHELA LOCATION NEAR SOKI	50	1,4346	15	71,73	10,7595	82,4895
KZ436	Dr Nkosazana Zuma Municipi	GWALA FELIX	TRADITIONAL HOUSE	50	1,4346	15	71,73	10,7595	82,4895
KZ436	Dr Nkosazana Zuma Municipi	HLONGWANE P	DWELLING	50	1,4346	15	71,73	10,7595	82,4895
KZ436	Dr Nkosazana Zuma Municipi	NDLANDISA HLEKISILE	QULASHE UNDERBERG KZN	50	1,4346	15	71,73	10,7595	82,4895
KZ436	Dr Nkosazana Zuma Municipi	SOSIBO NOSIPHO GLORIA	AMAKHUZA S1 UNDERBERG KZI	50	1,4346	15	71,73	10,7595	82,4895
KZ436	Dr Nkosazana Zuma Municipi	DLAMINI MBHEKISENI ZIPI	AMAKHUZA S1 UNDERBERG KZI	50	1,4346	15	71,73	10,7595	82,4895
KZ436	Dr Nkosazana Zuma Municipi	DLANGISA ZIBONELE NHLANHLA	AMAKHUZA S1 UNDERBERG KZI	50	1,4346	15	71,73	10,7595	82,4895
KZ436	Dr Nkosazana Zuma Municipi	JACA NOKUPHIWA	AMAKHUZA S1 UNDERBERG KZI	50	1,4346	15	71,73	10,7595	82,4895
KZ436	Dr Nkosazana Zuma Municipi	NZIMANDE THEMBIKOSI	QULASHE UNDERBURG KZN	50	1,4346	15	71,73	10,7595	82,4895
KZ436	Dr Nkosazana Zuma Municipi	SOSIBO TUTU MAVIS		50	1,4346	15	71,73	10,7595	82,4895
KZ436	Dr Nkosazana Zuma Municipi	MNGUNI SIKHUMBUZO	NOMHOJANA UNDERBERG KZI	50	1,4346	15	71,73	10,7595	82,4895
KZ436	Dr Nkosazana Zuma Municipi	MBHELE THEMBENI	TRADITIONAL HOUSE	50	1,4346	15	71,73	10,7595	82,4895
KZ436	Dr Nkosazana Zuma Municipi	MJWARA MAVIS	QULASHE UNDERBURG KZN	50	1,4346	15	71,73	10,7595	82,4895
KZ436	Dr Nkosazana Zuma Municipi	DLAMINI NELISILE	EHLABENI BULWER KZN	50	1,4346	15	71,73	10,7595	82,4895
KZ436	Dr Nkosazana Zuma Municipi	PHUNGULA ADRIEAS	QULASHE UNDERBURG KZN	50	1,4346	15	71,73	10,7595	82,4895
KZ436	Dr Nkosazana Zuma Municipi	MJWARA ZINHLE GLADYS	AMAKHUZA S1 UNDERBERG KZI	50	1,4346	15	71,73	10,7595	82,4895
KZ436	Dr Nkosazana Zuma Municipi	CHILIZA NDABINGEHLELE MOSES	NKWEZELA	50	1,4346	15	71,73	10,7595	82,4895
KZ436	Dr Nkosazana Zuma Municipi	MTOLO NOKULUNGA CAMSILE	AMAKHUZA S1 UNDERBERG KZI	50	1,4346	15	71,73	10,7595	82,4895
KZ436	Dr Nkosazana Zuma Municipi	BUTHELEZI ELIZABETH NOBUHLE	AMAKHUZA S1 UNDERBERG KZI	50	1,4346	15	71,73	10,7595	82,4895
KZ436	Dr Nkosazana Zuma Municipi	MIYA PAULOS	TRADITIONAL HOUSE	50	1,4346	15	71,73	10,7595	82,4895
KZ436	Dr Nkosazana Zuma Municipi	KHAWULA DOLLY ZAMISILE	AMAKUZA UNDERBURG KZN	50	1,4346	15	71,73	10,7595	82,4895
KZ436	Dr Nkosazana Zuma Municipi	MTOLO ZIBUYILE	QULASHE UNDERBURG KZN	50	1,4346	15	71,73	10,7595	82,4895
KZ436	Dr Nkosazana Zuma Municipi	SOSIBO ZINHLE	AMAKHUZA S1 UNDERBERG KZI	50	1,4346	15	71,73	10,7595	82,4895
KZ436	Dr Nkosazana Zuma Municipi	ZACA CASHELENI GETRUDE	EHLABENI BULWER KZN	50	1,4346	15	71,73	10,7595	82,4895
KZ436	Dr Nkosazana Zuma Municipi	MTOLO XOLANI	AMAKHUZA S1 UNDERBERG KZI	50	1,4346	15	71,73	10,7595	82,4895
KZ436	Dr Nkosazana Zuma Municipi	SIBETHA BAQHELELE GLORIA	AMAKUZA UNDERBURG KZN	50	1,4346	15	71,73	10,7595	82,4895

KZ436	Dr Nkosazana Zuma Municipi	DHLAMINI NOKUTHULA DOREEN	HOUSE	50	1,4346	15	71,73	10,7595	82,4895
KZ436	Dr Nkosazana Zuma Municipi	RADEBE NONTOKOZO	QULASHE UNDERBURG KZN	50	1,4346	15	71,73	10,7595	82,4895
KZ436	Dr Nkosazana Zuma Municipi	NZIMANDE WANDILE PENWELL	EHLABENI BULWER KZN	50	1,4346	15	71,73	10,7595	82,4895
KZ436	Dr Nkosazana Zuma Municipi	MADE NTOMBIFIKILE	Traditional house	50	1,4346	15	71,73	10,7595	82,4895
KZ436	Dr Nkosazana Zuma Municipi	NGCOBO THEMBEKILE VIRGINIA	AMAKUZA UNDERBURG KZN	50	1,4346	15	71,73	10,7595	82,4895
KZ436	Dr Nkosazana Zuma Municipi	SHELEMBE ANGELINE THEMBEKILE	EMANGWANENI BULWER UND	50	1,4346	15	71,73	10,7595	82,4895
KZ436	Dr Nkosazana Zuma Municipi	KHUMALO P	HOUSE	50	1,4346	15	71,73	10,7595	82,4895
KZ436	Dr Nkosazana Zuma Municipi	DLAMINI SIYABOGNA E	EHLABENI BULWER KZN	50	1,4346	15	71,73	10,7595	82,4895
KZ436	Dr Nkosazana Zuma Municipi	NGCUNU HLENGIWE EUNICE	HLABENI UNDERBERG KZN OU	50	1,4346	15	71,73	10,7595	82,4895
KZ436	Dr Nkosazana Zuma Municipi	JACA BONGINKOSI	HLABENI UNDERBERG KZN OU	50	1,4346	15	71,73	10,7595	82,4895
KZ436	Dr Nkosazana Zuma Municipi	NGCEBELE NOMATHEMBA GAQILE	AMAKHUZE UNDERBURG KZN	50	1,4346	15	71,73	10,7595	82,4895
KZ436	Dr Nkosazana Zuma Municipi	NZIMANDE MANDLENKOSI	EHLABENI BULWER KZN	50	1,4346	15	71,73	10,7595	82,4895
KZ436	Dr Nkosazana Zuma Municipi	CHILIZA NTOMBIFUTHI	XOSHEYAKHE ENKELEBANTWAN	50	1,4346	15	71,73	10,7595	82,4895
KZ436	Dr Nkosazana Zuma Municipi	PHUNGULA ZIBANA	AMAKUZA UNDERBURG KZN	50	1,4346	15	71,73	10,7595	82,4895
KZ436	Dr Nkosazana Zuma Municipi	MBATHA SLINDILE	QULASHE UNDERBURG KZN	50	1,4346	15	71,73	10,7595	82,4895
KZ436	Dr Nkosazana Zuma Municipi	DLAMINI MVUMELENI	Traditional	50	1,4346	15	71,73	10,7595	82,4895
KZ436	Dr Nkosazana Zuma Municipi	MIYA MWANDILE	TRADITIONAL HOUSE	50	1,4346	15	71,73	10,7595	82,4895
KZ436	Dr Nkosazana Zuma Municipi	MDLADLA DANISILE	Traditional house	50	1,4346	15	71,73	10,7595	82,4895
KZ436	Dr Nkosazana Zuma Municipi	DLAMINI LINDUYISE BEATUS	EHLABENI BULWER KZN	50	1,4346	15	71,73	10,7595	82,4895
KZ436	Dr Nkosazana Zuma Municipi	NXELE PHETHENI	XOSHEYAKHE ENKELEBANTWAN	50	1,4346	15	71,73	10,7595	82,4895
KZ436	Dr Nkosazana Zuma Municipi	MBANJWA MZONGADI	QULASHE UNDERBURG KZN	50	1,4346	15	71,73	10,7595	82,4895
KZ436	Dr Nkosazana Zuma Municipi	RADEBE NOXOLO	QULASHE UNDERBURG KZN	50	1,4346	15	71,73	10,7595	82,4895
KZ436	Dr Nkosazana Zuma Municipi	ZONDI MAVIS HAWUKILE	AMAKUZA UNDERBURG KZN	50	1,4346	15	71,73	10,7595	82,4895
KZ436	Dr Nkosazana Zuma Municipi	MTOLO THEMBISILE ELIZABETH	AMAKUZA UNDERBURG KZN	50	1,4346	15	71,73	10,7595	82,4895
KZ436	Dr Nkosazana Zuma Municipi	SHABALALA SIPHO	TRADITIONAL HOUSE	50	1,4346	15	71,73	10,7595	82,4895
KZ436	Dr Nkosazana Zuma Municipi	MBANJWA UNGAPHIKINAYE	AMAKHUZE UNDERBURG KZN	50	1,4346	15	71,73	10,7595	82,4895
KZ436	Dr Nkosazana Zuma Municipi	BHENGU THOLISILE KELSO	AMAKHUZE UNDERBURG KZN	50	1,4346	15	71,73	10,7595	82,4895
KZ436	Dr Nkosazana Zuma Municipi	TSHEZI DOMPAS VINCENT	AMAKUZA UNDERBURG KZN	50	1,4346	15	71,73	10,7595	82,4895
KZ436	Dr Nkosazana Zuma Municipi	RADEBE NOMATHEMBA	HLANGANANI IXOPO KZN OU	50	1,4346	15	71,73	10,7595	82,4895
KZ436	Dr Nkosazana Zuma Municipi	MKIZE EUNICE	HLANGANANI S1 IXOPO KZN OL	50	1,4346	15	71,73	10,7595	82,4895
KZ436	Dr Nkosazana Zuma Municipi	SHABALALA THOKO GRIGORIA	EHLABENI BULWER KZN	50	1,4346	15	71,73	10,7595	82,4895
KZ436	Dr Nkosazana Zuma Municipi	MNGUNI PHUMULILE	AMAKUZA UNDERBURG KZN	50	1,4346	15	71,73	10,7595	82,4895
KZ436	Dr Nkosazana Zuma Municipi	CHIYA EUNICE ZIBUYILE		50	1,4346	15	71,73	10,7595	82,4895
KZ436	Dr Nkosazana Zuma Municipi	MAMPELE NTOMBEKHAYA MARIET	AMAKUZA UNDERBURG KZN	50	1,4346	15	71,73	10,7595	82,4895
KZ436	Dr Nkosazana Zuma Municipi	MTHEMBU THOKO MAUREEN	EHLABENI BULWER KZN	50	1,4346	15	71,73	10,7595	82,4895
KZ436	Dr Nkosazana Zuma Municipi	ZULU MILDREDIS NOMFUNDO	TRADITIONAL HOUSE	50	1,4346	15	71,73	10,7595	82,4895
KZ436	Dr Nkosazana Zuma Municipi	NDABA QUKHU VITALIS	AMAKUZA UNDERBURG KZN	50	1,4346	15	71,73	10,7595	82,4895
KZ436	Dr Nkosazana Zuma Municipi	MNDALI PHUTHUMANI	AMAKUZA UNDERBURG KZN	50	1,4346	15	71,73	10,7595	82,4895
KZ436	Dr Nkosazana Zuma Municipi	MOTKOUNG CALTON MFANYANA	MQATSHENI UNDERBURG KZN	50	1,4346	15	71,73	10,7595	82,4895
KZ436	Dr Nkosazana Zuma Municipi	RADEBE BHEKEZAKHE	TRADITIONAL HOUSE	50	1,4346	15	71,73	10,7595	82,4895
KZ436	Dr Nkosazana Zuma Municipi	KESWA MILDRED FISANI	HLANGANANI S1 IXOPO KZN OL	50	1,4346	15	71,73	10,7595	82,4895
KZ436	Dr Nkosazana Zuma Municipi	PHUNGULA ZIMEPHI PAULINA	AMAKUZA UNDERBURG KZN	50	1,4346	15	71,73	10,7595	82,4895
KZ436	Dr Nkosazana Zuma Municipi	KHUBONI XOLANI	AMAKHUZE UNDERBURG KZN	50	1,4346	15	71,73	10,7595	82,4895
KZ436	Dr Nkosazana Zuma Municipi	SOSIBO BUSELAPHI FLORENCE	AMAKUZA UNDERBURG KZN	50	1,4346	15	71,73	10,7595	82,4895
KZ436	Dr Nkosazana Zuma Municipi	BENGU BUSELAPHI AGNES	AMAKUZA UNDERBURG KZN	50	1,4346	15	71,73	10,7595	82,4895
KZ436	Dr Nkosazana Zuma Municipi	DUMA JOSEPH	MQATSHENI UNDERBURG KZN	50	1,4346	15	71,73	10,7595	82,4895
KZ436	Dr Nkosazana Zuma Municipi	MLITWA DOLI BACUPHILE	AMAKUZA UNDERBURG KZN	50	1,4346	15	71,73	10,7595	82,4895
KZ436	Dr Nkosazana Zuma Municipi	SHOZI LETTICIA	TRADITIONAL HOUSE	50	1,4346	15	71,73	10,7595	82,4895
KZ436	Dr Nkosazana Zuma Municipi	MTOLO THOBILE	AMAKHUZE UNDERBURG KZN	50	1,4346	15	71,73	10,7595	82,4895
KZ436	Dr Nkosazana Zuma Municipi	BEKWA BONANGANI	TRADITIONAL HOUSE	50	1,4346	15	71,73	10,7595	82,4895
KZ436	Dr Nkosazana Zuma Municipi	PHUNGULA BUZELENI	AMAKUZA UNDERBURG KZN	50	1,4346	15	71,73	10,7595	82,4895
KZ436	Dr Nkosazana Zuma Municipi	DLAMINI GULUVA THOMAS	AMAKUZA UNDERBURG KZN	50	1,4346	15	71,73	10,7595	82,4895
KZ436	Dr Nkosazana Zuma Municipi	JACA JABU MAVIS	EHLABENI BULWER KZN	50	1,4346	15	71,73	10,7595	82,4895
KZ436	Dr Nkosazana Zuma Municipi	MBANJWA SIZAKELE CLARA	EHLABENI BULWER KZN	50	1,4346	15	71,73	10,7595	82,4895
KZ436	Dr Nkosazana Zuma Municipi	NDLOVU NOMAGUGU UNICE		50	1,4346	15	71,73	10,7595	82,4895
KZ436	Dr Nkosazana Zuma Municipi	MAGOSO THOKO	XOSHEYAKHE ENKELEBANTWAN	50	1,4346	15	71,73	10,7595	82,4895
KZ436	Dr Nkosazana Zuma Municipi	JILI FARAI	DAYISABULWERKZN	50	1,4346	15	71,73	10,7595	82,4895
KZ436	Dr Nkosazana Zuma Municipi	LUKHOZI SIBIZANI	XOSHEYAKHE ENKELEBANTWAN	50	1,4346	15	71,73	10,7595	82,4895
KZ436	Dr Nkosazana Zuma Municipi	MBOKAZI SABISILE	STEPMORE	50	1,4346	15	71,73	10,7595	82,4895
KZ436	Dr Nkosazana Zuma Municipi	MNGUNI VICTORIA PHILISIWE	AMAKHUZE UNDERBURG KZN	50	1,4346	15	71,73	10,7595	82,4895
KZ436	Dr Nkosazana Zuma Municipi	MJWARA SANAH	AMAKUZA UNDERBURG KZN	50	1,4346	15	71,73	10,7595	82,4895
KZ436	Dr Nkosazana Zuma Municipi	PHOSWA XOLANI NICHOLAS		50	1,4346	15	71,73	10,7595	82,4895
KZ436	Dr Nkosazana Zuma Municipi	MNGUNI THOMAS ZWENGANI	AMAKHUZE UNDERBURG KZN	50	1,4346	15	71,73	10,7595	82,4895
KZ436	Dr Nkosazana Zuma Municipi	MNGUNI ZIXHESHI LE GLADYS	AMAKHUZE UNDERBURG KZN	50	1,4346	15	71,73	10,7595	82,4895
KZ436	Dr Nkosazana Zuma Municipi	DLAMINI SIPHO MQABULENI	EHLABENI BULWER KZN	50	1,4346	15	71,73	10,7595	82,4895
KZ436	Dr Nkosazana Zuma Municipi	XABA MPISHO	TRADITIONAL HOUSE	50	1,4346	15	71,73	10,7595	82,4895
KZ436	Dr Nkosazana Zuma Municipi	GAMBU ZAMA EUNICE	EHLABENI BULWER KZN	50	1,4346	15	71,73	10,7595	82,4895
KZ436	Dr Nkosazana Zuma Municipi	MJWARA NELISILE	MQATSHENI UNDERBURG KZN	50	1,4346	15	71,73	10,7595	82,4895
KZ436	Dr Nkosazana Zuma Municipi	NDLOVU M	HOUSE	50	1,4346	15	71,73	10,7595	82,4895
KZ436	Dr Nkosazana Zuma Municipi	GAMBU PHAKETHE GERTRUDE	EHLABENI BULWER KZN	50	1,4346	15	71,73	10,7595	82,4895
KZ436	Dr Nkosazana Zuma Municipi	MAGWENYANE LANDIWE	TRADITIONAL HOUSE	50	1,4346	15	71,73	10,7595	82,4895
KZ436	Dr Nkosazana Zuma Municipi	KHWELA NTOMBI	MQATSHENI UNDERBURG KZN	50	1,4346	15	71,73	10,7595	82,4895
KZ436	Dr Nkosazana Zuma Municipi	NDHLOVU REGINAH BOTSI	MQATSHENI UNDERBURG KZN	50	1,4346	15	71,73	10,7595	82,4895
KZ436	Dr Nkosazana Zuma Municipi	NGCOBO NOMAPULASI	EHLABENI BULWER KZN	50	1,4346	15	71,73	10,7595	82,4895
KZ436	Dr Nkosazana Zuma Municipi	NGCEMU GETRUDE	MQATSHENI UNDERBURG KZN	50	1,4346	15	71,73	10,7595	82,4895
KZ436	Dr Nkosazana Zuma Municipi	JACA NTOMBIFUTHI	EHLABENI BULWER KZN	50	1,4346	15	71,73	10,7595	82,4895
KZ436	Dr Nkosazana Zuma Municipi	MEMELA MUZIWANELE DENNIS	AMAKHUZE UNDERBURG KZN	50	1,4346	15	71,73	10,7595	82,4895
KZ436	Dr Nkosazana Zuma Municipi	MNXADI ZAZI	TRADITIONAL HOUSE	50	1,4346	15	71,73	10,7595	82,4895
KZ436	Dr Nkosazana Zuma Municipi	MEMELA ZINHLE ANNA	NKWEZELA BULWER KZN	50	1,4346	15	71,73	10,7595	82,4895
KZ436	Dr Nkosazana Zuma Municipi	DLAMINI NOMALOLI MFUSHANE	AMAKHUZE UNDERBURG KZN	50	1,4346	15	71,73	10,7595	82,4895
KZ436	Dr Nkosazana Zuma Municipi	NZIMANDE THOMAS SIYABONGA	AMAKHUZE UNDERBURG KZN	50	1,4346	15	71,73	10,7595	82,4895
KZ436	Dr Nkosazana Zuma Municipi	LUSWAZI NONHLANHLA JOYCE	Brick House	50	1,4346	15	71,73	10,7595	82,4895
KZ436	Dr Nkosazana Zuma Municipi	MNCWABE THOKOZILE	EHLABENI BULWER KZN	50	1,4346	15	71,73	10,7595	82,4895

0000127

KZ436	Dr Nkosazana Zuma Municipality KHUBONE VEZUMUSA	TRADITIONAL HOUSE	50	1,4346	15	71,73	10,7595	82,4895
KZ436	Dr Nkosazana Zuma Municipality DLAMINI BAXOLILE	EHLABENI BULWER KZN	50	1,4346	15	71,73	10,7595	82,4895
KZ436	Dr Nkosazana Zuma Municipality MOLEFE J	HOUSE	50	1,4346	15	71,73	10,7595	82,4895

REPORT FOR CREDITORS PAID WITHIN 30 DAYS IN THE THIRD QUARTER 2020

Number of Payments	COMPLIED	NOT COMPLIED	PERCENTAGE
413	413	0	100%

Prepared by: N.Radebe

Signature: _____

Review by: MP Mtungwa

Signature: _____

DEBTORS AND REVENUE MANAGEMENT REPORT AS AT 31 MARCH 2022

1. **AUTHOR** Chief Financial Officer

1ST LEVEL : MANCO

2ND LEVEL : FINANCE COMMITTEE

3RD LEVEL : EXCO

4TH LEVEL : COUNCIL

2. **PURPOSE:**

To report to the Committee and Council on the revenue and debtors' management.

3. **LEGAL/STATUTORY REQUIREMENTS:**

- MFMA Act No.56 of 2003
- Credit control and debt collection policy

4. **BACKGROUND AND REASONING:**

Dr Nkosazana Dlamini Zuma Municipality council must ensure that all money which is due and payable to the council is collected and for this purpose has adopted the credit control policy and debt collected policy consistent with its tariffs and complying with the provisions of the relevant legislation.

5. **ANNEXURES**

- 5.1 Age Analysis as at 31 March 2022
- 5.2 Report on collection rate as at 31 March 2022
- 5.3 Debt Collection and data cleansing as at 31 March 2022
- 5.4 Revenue Enhancement Strategy as at 31 March 2022
- 5.5 General valuation roll implementation project as at 31 March 2022

6. **FINANCIAL IMPLICATIONS:**

This report outlines the financial performance of the debtors and revenue management unit for the Dr Nkosazana Dlamini-Zuma Local Municipality for the July 2021/22 financial year for the period ending 31 March 2022. The report is tabled in compliance with Section 71 of the MFMA and has no additional financial implications for the City.

7. **RECOMMENDATION:**

That this report be noted by the Committees and Council.

REPORT ON DEBTORS AGE ANALYSIS**As at 31 March 2022**

Debtors' balance as at	Amount
Dr Nkosazana Dlamini Zuma Municipality - July 2021	R73 094 968.68
Dr Nkosazana Dlamini Zuma Municipality - August 2021	R75 446 296.23
Dr Nkosazana Dlamini Zuma Municipality – September 2021	R76 147 593.98
Dr Nkosazana Dlamini Zuma Municipality – October 2021	R76 809 698.33
Dr Nkosazana Dlamini Zuma Municipality – November 2021	R76 203 379.12
Dr Nkosazana Dlamini Zuma Municipality – December 2021	R73 198 772.36
Dr Nkosazana Dlamini Zuma Municipality – January 2022	R74 559 494.85
Dr Nkosazana Dlamini Zuma Municipality – February 2022	R75 279 466.49
Dr Nkosazana Dlamini Zuma Municipality – March 2022	R76 932 066.66

Analysis of gross debt balance as at 31 March 2022	Amount
Provincial government debt steering committee	23 600 652.80
Debt not overdue	4 647 785.57
Data cleansing, letters of demand (initial and final)	38 410 697.39
Municipal debt arrangements	2 436 801.59
Handed over for recovery and litigation (Attorneys)	7 836 129.31
Total	R76 932 066.66

REPORT ON INDIGENT MANAGEMENT**As at 31 March 2022**

Period	Number of Indigents beneficiaries for the period	Amount paid by municipality for the period
Dr NDZLM - July 2021	1 324 Beneficiaries	R109 259,53
Dr NDZLM - August 2021	1 275 Beneficiaries	R105 339,09
Dr NDZLM - September 2021	1 275 Beneficiaries	R105 339,09
Dr NDZLM – October 2021	1 239 Beneficiaries	R102 286,98
Dr NDZLM – November 2021	1 258 Beneficiaries	R103 854,28
Dr NDZLM – December 2021	1 291 Beneficiaries	R106 658,92
Dr NDZLM – January 2022	1 283 Beneficiaries	R105 916,52
Dr NDZLM – February 2022	1 247 Beneficiaries	R103 029,39
Dr NDZLM – March 2022	1 247 Beneficiaries	R103 029,39
TOTAL		R944 713,19

REPORT ON TRAFFIC FINES**As at 31 March 2022**

MONTHS	AMOUNT FOR NOTICES ISSUED	AMOUNT RECEIVED
Dr Nkosazana Dlamini Zuma Municipality July 2021	57 500,00	6 150,00
Dr Nkosazana Dlamini Zuma Municipality August 2021	47 800,00	4 000,00
Dr Nkosazana Dlamini Zuma Municipality September 2021	31 550,00	4 950,00
Dr Nkosazana Dlamini Zuma Municipality October 2021	56 400,00	5 300,00
Dr Nkosazana Dlamini Zuma Municipality November 2021	31 800,00	3 390,00
Dr Nkosazana Dlamini Zuma Municipality December 2021	81 850,00	6 250,00
Dr Nkosazana Dlamini Zuma Municipality January 2022	78 550,00	1 300,00
Dr Nkosazana Dlamini Zuma Municipality February 2022	53 250,00	18 067,04
Dr Nkosazana Dlamini Zuma Municipality March 2022	37 100,00	62 250,00
TOTAL	R465 550.00	R111 907.04

REPORT ON ANIMAL POUNDS**As at 31 March 2022**

MONTHS	HIMEVILLE ANIMAL POUND	CREIGHTON ANIMAL POUND	TOTAL
Dr NDZLM – July 2021	7 040,03	7 673,00	14 713,03
Dr NDZLM – August 2021	4 370,00	7 811,00	12 181,00
Dr NDZLM – September 2021	3 922,00	3 382,00	7 304,00
Dr NDZLM – October 2021	2 466,00	5 838,00	8 304,00
Dr NDZLM – November 2021	23 117,00	1 275,00	24 392,00
Dr NDZLM – December 2021	-	11 346,08	11 346,08
Dr NDZLM – January 2022	-	2 817,04	2 817,04
Dr NDZLM – February 2022	1 537,00	540,00	2 077,00
Dr NDZLM – March 2022	678,00	1 620,00	2 298,00
TOTAL	R43 130.03	R43 302,12	R86 432,15

REPORT ON DATA CLEANSING**As at 31 March 2022**

MONTHS	Details of data cleansing exercises performed
Dr Nkosazana Dlamini Zuma Municipality July 2021	0 Billing Journals processed 5 Transfer Journals processed 16 Account Transfer Transactions performed (specific to the Change of Ownership process) 5 queries via email and attended to 138 Copies of invoices emailed 16 Change of Ownerships processed 33 Manual receipts captured 0 General Valuation updates performed 4 General customer information updates 2 Pension rebate applications received 1 Public Benefit Organisation Rebate applications processed 0 Tourism rebate applications processed 1 Manually issued Rates Clearance Certificate
Dr Nkosazana Dlamini Zuma Municipality August 2021	2 Billing Journals processed 11 Transfer Journals processed 12 Account Transfer Transactions performed (specific to the Change of Ownership process) 13 queries via email and attended to 211 Copies of invoices emailed 13 Change of Ownerships processed 29 Manual receipts captured 0 General Valuation updates performed 13 General customer information updates 0 Pension rebate applications received 1 Public Benefit Organisation Rebate applications processed 1 Tourism rebate applications processed 1 Manually issued Rates Clearance Certificate
Dr Nkosazana Dlamini Zuma Municipality September 2021	211 Billing Journals processed 7 Transfer Journals processed 08 Account Transfer Transactions performed (specific to the Change of Ownership process) 14 queries via email and attended to 261 Copies of invoices emailed 08 Change of Ownerships processed 29 Manual receipts captured 38 General Valuation updates performed 06 General customer information updates 0 Pension rebate applications received 0 Public Benefit Organisation Rebate applications processed

	0 Tourism rebate applications processed 0 Manually issued Rates Clearance Certificate
Dr Nkosazana Dlamini Zuma Municipality October 2021	2 Billing Journals processed 13 Transfer Journals processed 12 Account Transfer Transactions performed (specific to the Change of Ownership process) queries via email and attended to 271 Copies of invoices emailed 12 Change of Ownerships processed 48 Manual receipts captured 0 General Valuation updates performed 26 General customer information updates 0 Pension rebate applications received 0 Public Benefit Organisation Rebate applications processed 1 Tourism rebate applications processed 2 Manually issued Rates Clearance Certificate
Dr Nkosazana Dlamini Zuma Municipality November 2021	5 Billing Journals processed 7 Transfer Journals processed 5 Account Transfer Transactions performed (specific to the Change of Ownership process) 13 queries via email and attended to 320 Copies of invoices emailed 5 Change of Ownerships processed 0 Manual receipts captured 9 General Valuation updates performed 0 General customer information updates 1 Pension rebate applications received 0 Public Benefit Organisation Rebate applications processed 1 Tourism rebate applications processed 2 Manually issued Rates Clearance Certificate
Dr Nkosazana Dlamini Zuma Municipality December 2021	2 Billing Journals processed 4 Transfer Journals processed 5 Account Transfer Transactions performed (specific to the Change of Ownership process) 7 queries via email and attended to 351 Copies of invoices emailed 5 Change of Ownerships processed 0 Manual receipts captured 5 General Valuation updates performed 0 General customer information updates 0 Pension rebate applications received 0 Public Benefit Organisation Rebate applications processed 0 Tourism rebate applications processed 0 Manually issued Rates Clearance Certificate

Dr Nkosazana Dlamini Zuma Municipality January 2022	2 Billing Journals processed 3 Transfer Journals processed 32 Account Transfer Transactions performed (specific to the Change of Ownership process) 16 queries via email and attended to 384 Copies of invoices emailed 32 Change of Ownerships processed 0 General Valuation updates performed 0 General customer information updates 0 Pension rebate applications received 0 Public Benefit Organisation Rebate applications processed 0 Tourism rebate applications processed 0 Manually issued Rates Clearance Certificate
Dr Nkosazana Dlamini Zuma Municipality February 2022	2 Billing Journals processed 7 Transfer Journals processed 15 Account Transfer Transactions performed (specific to the Change of Ownership process) 8 queries via email and attended to 413 Copies of invoices emailed 15 Change of Ownerships processed 0 General Valuation updates performed 0 General customer information updates 1 Pension rebate applications received 0 Public Benefit Organisation Rebate applications processed 0 Tourism rebate applications processed 0 Manually issued Rates Clearance Certificate
Dr Nkosazana Dlamini Zuma Municipality March 2022	9 Billing Journals processed 1 Transfer Journals processed 5 Account Transfer Transactions performed (specific to the Change of Ownership process) 21 queries via email and attended to 424 Copies of invoices emailed 5 Change of Ownerships processed 2 General Valuation updates performed 20 General customer information updates 0 Pension rebate applications received 0 Public Benefit Organisation Rebate applications processed 0 Tourism rebate applications processed 0 Manually issued Rates Clearance Certificate


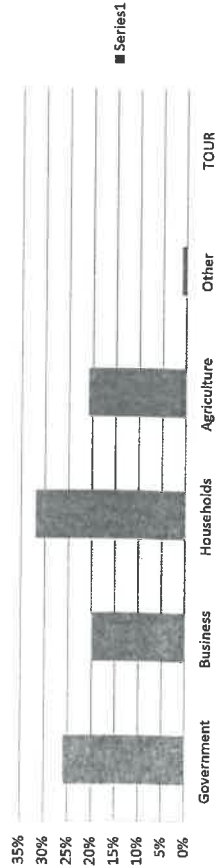
REPORT ON QUERIES (CUSTOMER CARE)**As at 31 March 2022**

MONTHS	NUMBER OF QUERIES RECEIVED	NUMBER OF QUERIES RESOLVED
Dr Nkosazana Dlamini Zuma Municipality July 2020	22 RCC applications	20 RCC issued
Dr Nkosazana Dlamini Zuma Municipality August 2021	10 RCC applications	22 RCC issued
Dr Nkosazana Dlamini Zuma Municipality September 2021	19 RCC applications	14 RCC issued
Dr Nkosazana Dlamini Zuma Municipality October 2021	18 RCC applications	10 RCC issued
Dr Nkosazana Dlamini Zuma Municipality November 2021	24 RCC applications	08 RCC issued
Dr Nkosazana Dlamini Zuma Municipality December 2021	25 RCC applications	11 RCC issued
Dr Nkosazana Dlamini Zuma Municipality January 2022	9 RCC applications	23 RCC issued
Dr Nkosazana Dlamini Zuma Municipality February 2022	14 RCC applications	18 RCC issued
Dr Nkosazana Dlamini Zuma Municipality March 2022	4 RCC applications	26 RCC issued

REPORT ON DEBT COLLECTION**As at 31 March 2022**

- The debtors' book has increased in the month of March 2022 by 2,20% to R76 932 066,66 with the debtor collection rate to billed revenue at 85,89% for the current year.
- Cash collected for the month of 31 March 2022 amounted to R2 702 256.66.
- An amount R944 713,19 from July 2021 to date has been paid to support free basic electricity assisting in 11 439 occasions.
- Traffic fines debtors remain a concern, improved collection strategies are being implemented. An amount of R111 907.04 has been collected to date with R465 550.00 traffic notices issued.
- Revenue and debt collection unit has noted that more people are paying for their accounts since a dual collection strategy has been implemented (debt collection process is done both inhouse and supplemented by legal attorneys).
- The means the citizen portal is up and running but we have noted a few registration issues which we have reverted to the supplier to address in conjunction with the municipal IT department.

		Current	0-30 Days	30-60 Days	60-90 Days	90-120 Days	Older than 120 Day	Total	Debtor's in %
Debtors Age Analysis by Income Group									
RATES	(581 028,96)	2 431 588,59	2 032 537,73	1 726 264,17	1 628 451,97	63 747 287,38		70 985 100,88	87%
REFUS	(3 788,64)	345 122,75	277 278,06	248 849,55	228 094,75	8 150 550,96		9 246 107,43	11%
RENT	-	78 526,32	67 549,72	39 555,15	48 737,79	848 500,89		1 082 869,87	1%
SUND	-	-	-	-	-	703 442,32		703 442,32	1%
	(584 817,60)	2 855 237,66	2 377 365,51	2 014 668,87	1 905 284,51	73 449 781,55		82 017 520,50	100%
Debtors Age Analysis by Customer Group									
Government	(158 259,93)	384 377,00	417 251,37	369 336,70	384 857,56	22 785 718,98		24 183 281,68	28%
Business	(259 547,56)	312 434,61	233 285,32	198 973,62	175 024,37	6 891 795,84		7 551 966,20	9%
Households	(158 946,00)	1 337 708,73	1 033 393,86	800 146,81	737 414,74	27 965 612,95		31 715 331,09	39%
Agriculture	(8 064,11)	795 296,00	668 374,78	621 151,59	585 683,90	14 225 351,85		16 987 794,01	21%
Other	-	25 421,32	25 060,18	25 060,15	22 303,94	1 581 301,93		1 679 147,52	2%
	(584 817,60)	2 855 237,66	2 377 365,51	2 014 668,87	1 905 284,51	73 449 781,55		82 017 520,50	100%



Government	23 600 652.80
Business	7 472 821.47
Households	31 314 043.38
Agriculture	16 809 334.04
Other	1 640 816.70
TOTAL	80 637 968.39

Prepared by

Checked by

Approved by

Date _____

Date _____

Date _____

M Sikhakane

Wiki424

Nwela

ANNEXURE 5.2 - COLLECTION RATE REPORT

Category	2021/10/31		2021/11/30		2021/12/31		2022/01/31		2022/02/28		2022/03/31	
	Received	Raised	Received	Raised	Received	Raised	Received	Raised	Received	Raised	Received	Raised
RAT01: RESIDENTIAL PROPERTIES	789 476,38	-869 653,31	753 532,67	-978 403,26	680 874,22	-1 458 441,22	771 569,84	-836 673,73	811 524,70	-604 286,06	772 229,83	-656 566,77
RAT02: BUSINESS, COMMERCIAL, INDUSTRIAL PROPERTIES	781 230,88	-771 433,11	770 632,30	-565 950,60	779 811,26	-1 055 921,18	782 428,67	-468 230,54	781 816,90	-852 068,06	777 872,86	-577 684,96
RAT03: AGRICULTURAL PROPERTIES	870 721,35	-719 832,88	874 498,12	-758 898,61	874 887,78	-776 204,64	874 143,55	-924 624,75	875 062,84	-679 008,93	837 217,74	-774 757,89
RAT04: PUBLIC SERVICE PURPOSES	883 789,37	-105 938,43	886 039,39	-1 296 050,68	872 880,88	-2 510 183,12	879 579,36	-234 537,32	881 832,56	-764 008,32	887 929,20	-227 417,87
RAT05: PUBLIC SERVICE INFRASTRUCTURE	74,15	-0,03	74,15	-0,03	74,15	-0,03	74,15	-0,03	74,15	0,03	74,15	0,03
RAT06: PUBLIC BENEFIT ORGANISATION	-	-	-	-	-	-	-	-	-	-	-	-
RAT08: TOURISM & HOSPITALITY	-	-	-	-	-	-	-	-	-	-	-	-
RAT10: RESIDENTIAL SMALL HOLDING	91 974,77	-49 796,82	92 475,84	-47 975,59	92 887,95	-52 678,55	93 133,59	-65 840,37	93 556,02	-45 242,43	93 981,32	-49 934,83
RAT12: VACANT LAND	163 361,79	-167 896,67	96 234,17	-171 786,98	163 154,88	-109 119,03	133 224,56	-117 347,73	133 224,56	-117 347,73	168 838,16	-105 306,49
REFUSE	341 818,42	-266 203,05	341 771,77	-253 167,30	341 578,98	-337 942,26	341 543,35	-195 438,58	341 186,09	-275 915,74	341 020,39	-229 391,07
Value added tax(refuse)	44 585,01	-38 635,18	44 578,83	-33 021,82	44 553,78	-44 079,43	44 549,13	-25 491,98	44 502,53	-36 110,44	44 480,92	-26 820,57
RENTAL	69 171,14	-220 082,10	67 719,15	-9 153,84	85 195,55	-9 166,76	73 717,35	-9 153,89	99 863,31	-202 224,74	99 863,31	-45 330,41
Value added tax(rental)	9 022,32	-28 706,36	8 832,93	-1 183,98	11 112,48	-1 185,66	9 615,31	-1 183,98	13 025,65	-26 377,14	13 025,65	-5 912,66
SUNDRIES	-	-	-	-	-	-	-	-	-	-	-	-
Value added tax(sundries)	-	-	-	-	-	-	-	-	-	-	-	-
Total Incl	4 035 225,68	-3 268 277,94	3 936 389,22	-4 105 602,69	3 947 001,99	-6 354 931,88	4 003 608,66	-2 876 532,81	4 075 668,81	-3 603 641,52	4 036 633,53	-2 702 256,66
Total VAT	53 607,33	-67 341,54	76 552,08	-10 347,82	96 308,13	-10 362,42	83 332,66	-10 347,88	112 888,96	-228 601,88	112 888,96	-51 243,07
Total Excl	3 981 618,25	-3 200 936,40	3 859 837,14	-4 095 254,87	3 850 693,86	-6 344 589,46	3 920 275,00	-2 886 185,04	3 962 779,86	-3 375 039,64	3 923 744,57	-2 651 013,58
Total Rates	3 570 628,69	-2 684 651,25	3 473 486,44	-3 809 065,75	3 464 561,10	-5 962 547,77	3 534 183,52	-2 645 254,47	3 577 091,23	-3 062 004,46	3 538 243,26	-2 391 701,94
Total Services	464 596,89	-583 626,69	462 902,78	-286 536,94	482 440,89	-382 384,11	469 425,14	-231 278,44	468 577,58	-541 637,06	468 390,27	-310 554,72
Total Services Excl	410 889,56	-516 285,15	409 460,92	-262 321,14	426 774,63	-347 109,02	415 260,70	-204 592,47	441 049,40	-479 140,48	440 883,70	-274 721,48
Opening Balance												
Closing Balance												
Collection Rates												

0000139



Main Street
Creighton, 3263

P.O Box 62

Creighton 3263

Phone: +27 39 833 1038

Fax: +27 39 833 1179

Email: mailbox@ndz.gov.za

www.ndz.gov.za

A Better Place for All

31 MARCH 2022

5 .3 DEBT COLLECTION REPORT

Monthly payments arrangements report March 2022

Account	Name	Balance	Payment	Comment
30966	Eric M Jili	15 842.39	0.00	One month behind
64039	NP Luzulane	24 103.07	0.00	Two month behind
25065	SE Maphanga	1 514.65	1 000.00	Up-to-date
30056293	BT Meiklejohn	27 746.07	2 146.80	Up-to-date
173375	SW&A Pienaar	49 432.87	3 865.33	Up-to-date
115045	Swabkillcran	73 127.33	0.00	Up-to-date
102215	Prior & Pitman	125 183.30	0.00	Two month behind
11 accounts	Bier industries	224 336.00	26 000.00	Up-to-date
254575	Mrs TMA Delport	21 985.52	3 000.00	Up-to-date
30057964	Mrs Stutterheim	43 101.99	0.00	One month behind
30060870	Mr. M Mchunu	25 265.07	0.00	One month behind
30061998	Nsika Trust	36 978.63	0.00	One month behind
128975	John albert trust-trust	179 509.99	0.00	Three month behind
30059265	JS &NJ Nkuku	18 254.09	1 918.00	up-to-date
30061819	S Dukade	20 593.09	-	Three months behind
30059997	Miss MC Darling	9 109.82	4 204.00	Up-to-date
71895	Mr VB Xaba	15 693.62	1 500.00	Up-to-date
21915	Miss TG Dlamini	34 138.82	2 850.00	Up-to-date
152225	152225	1 706.64	515.00	Up-to-date
Total		947 622.96	48 145.93	

Collection Plan in month of February 2022.

- Letters of demands were posted in the month of March 2022 for all customers with an outstanding balance of more 60 days. Informing customers to settle the account in full or come in for payment arrangement within 14 days.
- Email of mailing of monthly statement to ensure customers receive their statements on time.
- Calling of customers with an outstanding balance of more than 60days, reminding them of the total due and when can we expect payment.

- Customer's currently negotiating payment arrangement.

Account	Name	Balance	Payment
165795	DB May	0.00	Paid in full
173265	Serendipity	388 029.67	-
173575	Basic Blue	74 905.11	1 845.46
128775	Houston store	859 632.98	7 100.50
97485	Bateman	166 610.87	-
Total		1 489 178.63	8 945.96

Returned post and customer with no payment on account since change of ownership

- For the month of March 2022, 11 customer contact information such as contact number, email and postal were update on Samras and their accounts also added to monthly emailing of statement.

Government debt Report

- Department of Public Works (provincial) - Most of the arrears balances from Provincial works are from section 14 school, school with no lease agreement. We were advised that for schools with no lease agreement, the debt is to be followed up with the owner of properties.
 - 27 properties have been identified as of Provincial Public works with an total outstanding amount of R 4 265 402.40
 - Public works will send one of their official to do a physical verification to find out what properties are being used for e.g. School, clinic etc.
 - Five out of the 25 properties with an outstanding amount of R877 989.86 have been verified by public works official. Currently preparing invoices for submission.
 - 2021/2022 Annual invoices amounting to R5 220 562.50 have been prepared and submitted to provincial public works, currently waiting for payment.
 - In the month of November 2021 an amount of R 1 246 000.00 was paid by provincial works.
 - In the month of December 2021 an amount of R3 783 735.00 was paid by provincial works.
 - In the month of January 2022 an amount of R80 325.00 was paid by provincial works
 - In the Month of March 2022 invoices for the newly identified properties amounting to R3 266 564.44 were submitted to Public works.

- **Department of Rural development and Lands reform:**

- 15 invoices have been forwarded to the department of land affairs for payment;
- 10 accounts have been paid in full, still waiting for payment for the remaining 5 accounts below.
- Annual invoices for 2021/2022 have been prepared and submitted to Department of rural development and a letter of demand, demanding payment for the below accounts.

Account	Account holder	Amount
49256	Regional & Land Affairs	13 580.48
30056839	Regional & Land Affairs	23 837.61
56795	Regional & Land Affairs	93 311.53
49201	Regional & Land Affairs	16 450.92
46765	Regional & Land Affairs	62 394.21
Total		209 574.75

- **Department of Public Works(National)** - 9 properties have been verified as of National Public works properties with a total outstanding Balance of R 934 416.76

- Invoices have been submitted to National Public Works.
- Currently waiting for payment for the remaining account below.
- Part payment have been made for the below accounts.
- Annual 2021/2022 invoices amounting to R605 776.01 have been prepared and submitted to National department of public works, currently waiting for payments.
- Annual invoices submitted are paid on a monthly basis by National public works.

Account	Account holder	Amount
238415	RSA	259 345.49
238375	RSA	19 280.70
238475	RSA	31 202.18
238485	RSA	427 950.59
6460	RSA	227 068.77
7210	NATIONAL PUBLIC WORK	53 943.75
5414	RSA (Justice) (CDB)	939.21
5311	RSA (Justice) (CDB)	728.50
12317	RSA	1 034.38
Total outstanding		1 020 459.19

- Cogta is assisting us with the verification for the following properties as to which department they belong to.

Account	Account holder	Amount
238465	SA	832,241.30
238495	RSA	610,167.31
238385	RSA	471,418.27
238365	RSA	467,390.03
238305	RSA	304,065.96
238425	RSA	246,443.85
238435	RSA	191,019.47
30056736	RSA	208,955.56
238345	RSA	159,627.56
238395	RSA	152,935.18
Total outstanding		3,644,264.49

Progress report on handed over accounts

Legal attorneys responsible	Amount outstanding	Status
Matthew Francis Inc	R 5 635 316.87	Matthew Francis Inc attorneys failed to submit report for the month.
MC Ntshalintshali Attorneys	R2 200 812.44	
Total	R7 836 129.31	

Handover Accounts- Matthew Francis Inc				
Municipal Account	Owner/Debtor	HANDOVER AMOUNT	EMAIL ADDRESS	STATUS
18745	Peon Properties	441,450.42	pregasen@tanglefoot.co.za	Summons drafted; sent to the sheriff for service
107105	Goxhill Farm	101,589.52	rickjames@telkom.net	Summons drafted.
30058295	S G Hlongwane Family	1,260,238.91	austin.hlongwane@stucky.co.za	Summons drafted.
131705	MR DG Pitout		shandrepitout@gmail.com	Debtor has started making payments. second Payment was made in Sept for R 50 000. As per agreement.
115265	David Hooper Trust	151,614.40	dvh@esneil.co.za	Awaiting feedback from Municipality in regards to debtors queries. (Correct value of the property)
128445	New Line Inv 149 PTY LTD	112,176.86		Summons drafted. Sent to the sheriff for service.
30057744	MR Taylor & Thompson	511,129.71	hestersadie@mweb.co.za michale@telkomsa.net	Summons drafted to send for service debtor did make contact with our offices, awaiting feedback if proposal is accepted.
131135	(Late) Mr NS Mtolo/(Executor)NA Mtolo	117,277.57	nomaa2mtoloo@gmail.com	Negotiations failed; awaiting clarification on property description, property not registered in the name of the debtor, debtor deceased, executors details still outstanding from Masters office(there is currently a nationwide shut down at the masters office due to hacking)
		661,532.97		

0000144

62532	Clive John Mingay	33,147.87	inglenook45@gmail.com	Acknowledgement of Debt signed.
62587	Clive John Mingay	77,002.79	inglenook45@gmail.com	Acknowledgement of Debt signed.
62635	Clive John Mingay	70,337.55	inglenook45@gmail.com	Acknowledgement of Debt signed.
107035	Banks Trust-Trustees	147,630.24	actaylor@mwweb.co.za	Acknowledgement of Debt signed, awaiting confirmation from client that account settled in full
107055	Banks Trust-Trustees	5,861.65	actaylor@mwweb.co.za	Acknowledgement of Debt signed, awaiting confirmation from client that account settled in full
54322	Primeinvest 1103 CC (Leon)	190,209.56	leonk@futurenet.co.za	Acknowledgement of Debt signed.
53338	Mixgold Trading CC (Leon)	134,106.19	leonk@futurenet.co.za	
21810	Mabhude Contractors CC	58,450.53	norman@phuthumatech.co.za	Summons drafted; sent to the sheriff for service, awaiting return of service.
21865	Mabhude Contractors CC	13,295.34	norman@phuthumatech.co.za	Summons drafted; sent to the sheriff for service, awaiting return of service.
21913	Mabhude Contractors CC	7,237.15	norman@phuthumatech.co.za	Summons drafted; sent to the sheriff for service, awaiting return of service.
69481	Sibetha Family Trust	11,358.25	norman@phuthumatech.co.za	Summons drafted; sent to the sheriff for service, awaiting return of service.
69539	Sibetha Family Trust	11,358.25	norman@phuthumatech.co.za	Summons drafted; sent to the sheriff for service, awaiting return of service.
69632	Sibetha Family Trust	10,144.89	norman@phuthumatech.co.za	Summons drafted; sent to the sheriff for service, awaiting return of service.
69687	Sibetha Family Trust	10,144.89	norman@phuthumatech.co.za	Summons drafted; sent to the sheriff for service, awaiting return of service.
69436	Sibetha Family Trust	21,913.91	norman@phuthumatech.co.za	Summons drafted; sent to the sheriff for service, awaiting return of service.
4310	Zamokwakhe Contractors	240,098.98	norman@phuthumatech.co.za	Summons drafted; sent to the sheriff for service, awaiting return of service.
262295	KRUTI SHIV SHAKTI PTY LTD	45,585.86	kavita@telkomsa.net	Debtor promised to pay in two weeks. Kindly verify if the debtor has made payment.
262195	MR GR PRICE MOOR	248,554.98	dube@pricemoor.co.za	Debtor advised that payment will be made within 2-4 weeks. Kindly verify if debtor has made payment.
262715	MR CB CANHAM	23,650.10	mahnac72@gmail.com	Summons drafted; sent to the sheriff for service
128955	TAYBLE TRUST TRUSTEES	144,706.99	kjtaylor@futurenet.co.za	Summons drafted; sent to the sheriff for service
7368	Mr JM KOZI	153,023.83	lukhozi@icloud.com	Summons drafted; sent to the sheriff for service

65030	Mr JM KOZI	55,214.07	lukhozi@icloud.com	Summons drafted; sent to the sheriff for service. Summons drafted; sent to the sheriff for service
30058879	MRS/MR KC&NV MADONDA	66,995.20	nombusomadondo@gmail.com	Summons drafted; sent to the sheriff for service, awaiting sheriffs return of service
30058855	MRS/MR KC&NV MADONDA	23,253.37	nombusomadondo@gmail.com	Summons drafted; sent to the sheriff for service, awaiting sheriffs return of service
30058862	MRS/MR KC&NV MADONDA	108,133.99	nombusomadondo@gmail.com	Summons drafted; sent to the sheriff for service, awaiting sheriffs return of service
30058879	MRS/MR KC&NV MADONDA	66,995.20	nombusomadondo@gmail.com	Summons drafted; sent to the sheriff for service, awaiting sheriffs return of service
67434	MRS/MR KC&NV MADONDA	109,104.58	nombusomadondo@gmail.com	Summons drafted; sent to the sheriff for service, awaiting sheriffs return of service
18935	MR ZA DLAMINI	104,570.10	dlaminizikhali325@gmail.com	Summons drafted; sent to the sheriff for service, awaiting sheriffs return of service
246785	MR ZA DLAMINI	66,930.26	dlaminizikhali325@gmail.com	Summons drafted; sent to the sheriff for service, awaiting sheriffs return of service
30057706	MKWENKWE CONSTRUCTIO	19,289.94	dlaminizikhali325@gmail.com	Summons drafted; sent to the sheriff for service, awaiting sheriffs return of service
		R 5 635 316.87		

MC Ntshali Attorneys					
ACCOUNT NO	NAME	BALANCE BEFORE PAYMENT	PAYMENT	BALANCE AFTER PAYMENT	COMMENTS
7265	DP ZONDI	100 325.08	4,000.00	82,762.62	Debtor made payment of R4000, 00 in January and R4000, 00 in March to the Municipality.
68882	MA PINCHIN	21 464.96	0.00	24,128.72	Matter at litigation stage. Debtor has not made any payments to date.
246255	MR. BL NKOSI	44 152.81	0.00	46,343.33	Debtor last made payment in December, however he did not make payment for January, February and March. Called Debtor said he will make payments for all the previous months.
26545	Mr/mrs D&DE MAJOZI	87 070.34	0.00	91,582.54	Debtor signed AOD. Debtor last made payment of R3500, 00 in November. Called wife of debtor who advised that Majozi is deceased, she requested for time to consult with her Attorney as she is unemployed
13335	MR BW Mtolo	25 452.45	1,600.00	2,944.46	Debtor made payment of R1 600, 00 in January, payment of R1 700, 00 in February and payment of R1 600, 00 in March.
149095	Ardel enterprise				Matter at litigation stage. Debtor made payments of R220 for Feb and R220 March. Debtor wants the matter to go to court. Sent an email to debtor show other debtors that the matter is on litigation stage. Debtor replied on the email stated the following "As I explained, this property is owned by a number of disinterested members, some of whom are deceased. I suggest you proceed with legal action for recovery of your debt."
128545	Grants family trust	262 065.63	220.00	328,296.81	
110	Rep trust trustees	300 508.27	0.00	355,777.43	Matter at litigation stage.
34075	Port ferry Properties	382 354.94	115,916.99	38,722.23	Debtor made payment of R54 622,13 and R115 916,99 in March to the Municipality
5345	Paul & jenny properties trust	186 516.57	0.00	251,727.91	Telephoned called Debtor who requested for the latest invoice as he wants to ascertain how much owes. Debtor wants to resolve the matter with the municipality and does not intend embarking on court proceedings.
47838	Miles Eagle stone	362 591.05	0.00	415,606.14	Debtor advised that she can only afford to pay R5000, 00 a month, however such offer is not in line with the arrangement criteria. Matter at litigation stage.
89165	SG Mtungwa	135 930.88	0.00	69,911.75	Debtor signed AOD. He last made payment of R100 000, 00 in September 2021. Called debtor who said he has been going some financial crisis and we will to obtain other means of finance to settle the account. Debtor has not made payments for Jan, Feb and March.
		71 626.56	4,000.00	18,527.07	Debtor signed AOD. Debtor made payment of R4000.00 in March to the Municipality.

102615	PA Duma	35 633.08	4,500.00	15,109.93	Debtor signed AOD. Debtor made payment of R4000,00 in December and R4500,00 in March to the Municipality
266152	Anne Marie Brender				Debtor signed AOD. Debtor has not made payments for Jan, Feb and March. Telephoned called Debtor and confirmed she has not made payments to the municipality for four months because she was hospitalized, she undertook to resume payments at the end of April for R4000, 00 each month until her debts are paid.
107205	Rocky Mountain	44 121.99	0.00	39,360.58	Matter at litigation stage.
39915	MG&NA Dludla	182939.41	0	236,427.79	Debtor signed AOD. She last made payment of R2000, 00 in January. She undertook to make payment at the end April
97445	TP&MN Mlambo	81 441.84	0.00	78,947.92	We called the 082 8648973 the call was not answered. Initially the person who answered the phone said he is not Mr Mlambo and had denied knowledge of the property. Matter at litigation.
18875	Kinross shire cc	90 992.50	0.00	104,635.21	File closed
		2 405 570.00	130 236.99	2 200 812.44	



Main Street
Creighton, 3263

P.O Box 62

Creighton 3263

Phone: +27 39 833 1038

Fax: +27 39 833 1179

Email: mailbox@ndz.gov.za

www.ndz.gov.za

A Better Place for All

31 MARCH 2022

5.4: REVENUE ENHANCEMENT STRATEGY

0000149



Main Street
Creighton, 3263

P.O Box 62

Creighton 3263

Phone: +27 39 833 1038

Fax: +27 39 833 1179

Email: taylorc@ndz.gov.za

www.ndz.gov.za

DR NKOSAZANA DLAMINI ZUMA MUNICIPALITY

REVENUE ENHANCEMENT STRATEGY

No.	FUNCTION	PROBLEM STATEMENT OR CHALLENGE	EXTENT OF THE PROBLEM OR REVENUE LOSS	STRATEGIES	ACTIVITIES OR INTERVENTION	REVENUE IMPACT	BUDGET OR FINANCIAL IMPLICATION	TIMEFRAME	RESPONSIBLE
1	Human Settlements	Lack of development in identified land parcels such as Creighton, Bulwer, Underberg and Himmeville	Loss of revenue from stands or properties	Dispose the available unused municipal land not earmarked for any municipal development	Dispose the available unused municipal residential land not earmarked for any municipal development	More Revenue to be generated.	To be quantified before finalization of the budget.	31-Dec-21	Manager: Planning and Development
2	Land Use Management	Formalization of invalid areas next to Bulwer Township	Lack of collection of property rates and service charges in the areas	Dispose and transfer those already invaded stands to the house owners.	Subdivide and sale of land already occupied.	Additional property rates and service charges	Costs subdividing	30-Jun-22	Manager: Planning and Development
3	Real Estate	Owners of low cost houses not following municipal process when upgrading/extending their houses	Loss of revenue on upgraded components	Improve property rates revenue generation	Develop 3 different building plans to be used by low cost owners at no fee or lower fee	Additional property rates and service charges, revenue to be generated due to the increase in the value of the property	Operational Costs	30-Jun-22	Manager: Planning and Development

0000150

REVENUE ENHANCEMENT STRATEGY									
No.	FUNCTION	PROBLEM STATEMENT OR CHALLENGE	EXTENT OF THE PROBLEM OR REVENUE LOSS	STRATEGIES	ACTIVITIES OR INTERVENTION	REVENUE IMPACT	BUDGET OR FINANCIAL IMPLICATION	TIMEFRAME	RESPONSIBLE
4	Property rates revenue	Loss of revenue due to properties registered in the name of municipality occupied/ owned by third parties	Properties are registered in the name of the municipality resulting in a possible loss of income	To enhance the property rates revenue generation	Identify and verify all properties registered in the municipality to be transferred to the rightful owners	Additional Property rates	Operational Costs	31 September 2022	Manager: Planning and Development
5	Property Development	Illegal occupants on Transnet houses in Donnybrook and unavailability of land in Donnybrook area	<p>1. Unable to develop Donnybrooks since it privately owned.</p> <p>2. The municipality is currently negotiating with Transnet to permit the municipality to acquire 36 houses in Donnybrook. These houses have been vandalized and occupied illegally by individual citizens. The municipality could potentially generate approximately R1.2 million Per annum on rental income.</p>	Facilitate ownership of Transnet land/houses to the municipality	Follow ups with Transnet Asset Division	Rental Income	Transfer Costs	30-Dec-22	Office of the Municipal Manager
6	Business Licenses	Businesses operate without business licenses	All businesses at (former) Ingwe operate without business licenses and thus the Municipality must implement a policy for licensing businesses			License fees revenue will improve	Operational Costs	30-Nov-21	Manager: Planning and Development
7	Land Use	Loss of Revenue on Unused Municipal Agricultural land	Opportunity Costs for all Unused Municipal Land	Identification of all Unused land for potential leasing or partnership	<p>1. Assess and identify all the land belonging to the municipal land</p> <p>2. Partnership with private small farmers or bele cutters etc. for revenue generation</p>	Rental Income to improve	Operational	31-Dec-21	Manager: Planning and Development

REVENUE ENHANCEMENT STRATEGY									
No.	FUNCTION	PROBLEM STATEMENT OR CHALLENGE	EXTENT OF THE PROBLEM OR REVENUE LOSS	STRATEGIES	ACTIVITIES OR INTERVENTION	REVENUE IMPACT	BUDGET OR FINANCIAL IMPLICATION	TIMEFRAME	RESPONSIBLE
8	Development and Planning	Lack of precinct development plan for all municipal towns discourages development	1. Town's expansion and Development is not properly guided. 2. Towns growth is discouraged and dejected	Development of municipal town's precincts plans.		1. Property Rates and waste income to improve 2. Economic growth of our towns	Operational	30-Jun-22	Manager: Planning and Development
9	Private Public Partnerships			The Municipality should invite property developers and investors in the jurisdiction of the Municipality to develop productive and economic projects to generate municipal revenue and increase employment. Improve property rates revenue generation			Operational	Ongoing	LED Manager / Planning and Development
10	Real Estate	Government amenities or facilities built on properties owned by the municipality, e.g. Underberg Clinic.	Property rates revenue is not generated from these properties		Transfer the properties to relevant government departments and entities	Additional property rates and service charges, revenue to be generated due to the increase in the value of the property	Operational Costs	30-Jun-22	Office of the Municipal Manager

REVENUE ENHANCEMENT STRATEGY									
No.	FUNCTION	PROBLEM STATEMENT OR CHALLENGE	EXTENT OF THE PROBLEM OR REVENUE LOSS	STRATEGIES	ACTIVITIES OR INTERVENTION	REVENUE IMPACT	BUDGET OR FINANCIAL IMPLICATION	TIMEFRAME	RESPONSIBLE
11	Economic Development	Lack of Infrastructure support for emerging enterprises	Loss of rental revenue from emerging enterprises	Development of incubation hubs	1. Development of business plans for the incubation hubs for grant funding. 2. Development and management of the hubs	Rental revenue from the incubation hubs/ Vendor Permits	Costs of building incubation hubs	30-Jun-20	Community Services Manager
12	Real Estate	Non-Payment of taxi permits	Loss of revenue from taxi permits	Levying taxi permits to all taxi owners using serviced Taxi Ranks	1. Engaging all Taxi Associations using Municipal Taxi Ranks 2. Communicating tariffs for using municipal taxi ranks	Additional Taxi Permits revenue to be generated	Operational	31-Dec-22	Community Services Manager
13	Local Economic Development and Tourism	Lack and Failure to Attract potential investors	Investors not aware of potential opportunities available at NDZ	Investors conference	Management to request Office Bearers to lead negotiations of attracting potential investors	Revenue growth	Planning costs	31-Dec-21	LED Manager
14	Solid Waste Revenue	Solid Waste Revenue not optimized	Some households are not billed for refuse removal, resulting in a loss of revenue from end users	To enhance refuse removal revenue generation	1. Reconcile the billing database, refuse removal register and the property master register 2. Physical verification of all sites where refuse is collected	Additional revenue will be generated	Operational Costs	31-Dec-21	Manager : Asset and Revenue

REVENUE ENHANCEMENT STRATEGY									
No.	FUNCTION	PROBLEM STATEMENT OR CHALLENGE	EXTENT OF THE PROBLEM OR REVENUE LOSS	STRATEGIES	ACTIVITIES OR INTERVENTION	REVENUE IMPACT	BUDGET OR FINANCIAL IMPLICATION	TIMEFRAME	RESPONSIBLE
15	Financial Management	The cost of rendering services is not in line with the principals of financial management relating to effectiveness, efficiency and value for money	Trading services, refuse removal are not generating trading surpluses, cost incurred cannot be traced to the value chain of rendering services. Support services costs are not allocated to the primary service functions	Implement value chain analysis and cost remodeling strategy	1. Conduct cost remodeling on all primary service delivery functions 2. Develop new tariff structure for refuse 3. Develop new tariff structure for service and sundry charges	Additional revenue	Operational Costs	31-Jan-22	Manager : Asset and Revenue
16	Commercial/outdoor advertising	The municipality is not charging businesses when they advertising on municipal space	Loss of advertising revenue	1. Communicate outdoor tariffs with affected businesses 2. Enforce outdoor advertising bylaws				31-Mar-21	Manager : Asset and Revenue
17	Waste Management	Lack of capacity to estimate private dumpers waste in the Transfer Station	Loss of revenue that could be generated/charged to private dumpers	Procure Resources to estimate private dumpers waste	Acquire Weigh bridge. Gather information of all private dumpers. Establish controls and bill all private dumber	Additional revenue is projected to be generated	R1 100 000.00	28-Feb-22	Assistant Manager: Public Works and Basic Services
18	Maintenance of Municipal Towns	Investors and Ordinary citizens are discouraged to reside in NDZ	Residents leaving the area because of poor management of towns and Infrastructure	1. Keep out towns clean and safe 2. Improve Infrastructure in Towns	The relevant department should develop a plan to ensure that all towns are kept clean such as grass cutting and landscaping	Revenue protection	Operational Costs	On-going	Manager Public works and Basic Services.

REVENUE ENHANCEMENT STRATEGY									
No.	FUNCTION	PROBLEM STATEMENT OR CHALLENGE	EXTENT OF THE PROBLEM OR REVENUE LOSS	STRATEGIES	ACTIVITIES OR INTERVENTION	REVENUE IMPACT	BUDGET OR FINANCIAL IMPLICATION	TIMEFRAME	RESPONSIBLE
19	Tariffs on refuse collection	Illegal dumping of garden and other refuse	To be determined by study	1. Private dumpers to be charged 2. Illegal dumpers to be fined	1. The department will conduct a study on how to enforce the bylaws for dumping illegally 2. Enforcement of all municipal bylaws	Refuse income to	Operational Costs	31-Dec-21	Assistant Manager: Public Works and Basic Services

GENERAL VALUATION ROLL 2021 - 2027 IMPLEMENTATION REPORT MARCH 2022

1. **AUTHOR** Chief Financial Officer

1ST LEVEL : MANCO
2ND LEVEL : FINANCE COMMITTEE
3RD LEVEL : EXCO
4TH LEVEL : COUNCIL

2. **PURPOSE:**

To report to the Committee and Council on the progress of the implementation of the 4th GV.

3. **LEGAL/STATUTORY REQUIREMENTS:**

- Municipal Finance Management Act No.56 of 2003
- Municipal Property Rates Act No. 6 of 2004
- Rates Policy 2021/2022
- Rates By-laws

4. **BACKGROUND AND REASONING:**

Dr Nkosazana Dlamini Zuma Municipality council appointed BGP Mass Appraisals to compile and implement the 4th GV for the Municipality.

5. **ANNEXURES**

- 5.1 GV Tracking Tool

- 5.1.1 Deeds updates
5.1.2 Rates clearances issued
5.1.3 Building plans

- 5.2 NDZLM-BPG General Valuation Roll Project Progress

6. **FINANCIAL IMPLICATIONS:**

The Service Provider will invoice as per the terms of the tender agreement.

7. **RECOMMENDATION:**

That this report be noted by the Committee and Council

REPORT ON PROJECT PLAN**MARCH 2022**

No.	DELIVERABLE	% COMPLETE
1	Project Provide and manage project plan	92%
2	Project Office and Project establishment <ul style="list-style-type: none"> - Draft & Finalise Project Contract (MOA), project program and project cash flow plan - Finalise Sub-Contract Agreements - Establish Project Office and infrastructure - Project Office Overheads and IT infrastructure. 	100% 100% 100% 100%
3	Valuation Roll Management System VRMS	100%
4A	Aerial Photography <ul style="list-style-type: none"> - Acquire aerial photography/imagery for the Town - Acquire and deliver aerial photography for Urban areas and Rural/Farms 	100% 100%
4B	Property Register Creation and delivery of components <ul style="list-style-type: none"> - Identify data sources - Acquire, clean & prepare data - Prepare and create Property Register which shall comprise an electronic data base of all properties - Prepare / create GIS Property Register in ESRI shape files aligned to property register per bid - Digitise and capture digital building footprint plan 	100% 100% 92% 92% 100%
5	Project sales review/market reports <ul style="list-style-type: none"> - Residential Contract Sales Review, Market & Valuation Methodology Reports - Non Residential Contract Sales Review, Market & Valuation Methodology Reports 	98% 100%
6	Data Collection - Residential <ul style="list-style-type: none"> - Develop and submit Data Collection/Data Capture methodology - Recruit & Train data collectors - Collect / Verify and Capture Data - Quality assurance Data Review - Maintain data 	100% 100% 100% 41% 40%
7	Residential Valuations <ul style="list-style-type: none"> - Generate values - CAMA models and mass valuation methodology - Undertake Value Review and quality assurance 	100% 100%

8	Data Collection Non Residential Collection <ul style="list-style-type: none"> - Develop and submit Data Collection methodology - Prepare & submit training manuals & Data collection - Quality assurance Data Review - Maintain data 	100% 100% 100% 100%
9	Non-residential Valuations <ul style="list-style-type: none"> - Valuations (draft values) - Undertake Value Review and Quality Assurance - Finalisation with Final Values, Photographs and sketches available/uploaded to the VRMS 	100% 100% 10%
10	Valuation Roll	90%
11	Objections/Appeals Management	0%

REPORT ON TRACKING TOOL**MARCH 2022**

DELIVERABLE	STATUS
Deeds Registrations	2 updated on Billing
Rates Clearances issued	26 Rates Clearance Certificates issued
Building Plans	11 Approval
Occupation Certificates	None Issued

5.1 G.V. TRACKING TOOL

5.1.1 DEEDS UPDATES

NUMBER	ERF	PORTION	TOWNSHIP/FARM/ST	NEW OWNER NAME	ERF SALE DATE	ERF SALE PRICE	ERF REGISTRATION DATE	TITLE DEED NUMBER	STATUS
1	308	0	UNDERBERG	SHERIFA BROKERAGE PTY LTD	11/11/2019	R 700.00	16/03/2020	7332/2020	UPDATED ON BILLING 30063897
2	14346	PTN19	SCOTTSTON	MANDY JOHNSON	16/04/2021	R 1 380 000.00	16/09/2021		UPDATED ON BILLING 30063873
3	11287	PTN39	RIVERSDALE	COLIN BRUCE STOREY & MEGAN CALIRE MEINKE	18/03/2021	R 670 000.00	09/09/2021		UPDATED ON BILLING 30063880
4	10	REM	HIMEVILLE	JULIAN RENE SIMON & ELIZABETH ANNE SIMON	01/06/2021	R 1 650 000.00	17/08/2021		UPDATED ON BILLING 30063811
5	10	PTN 1	HIMEVILLE	JULIAN RENE SIMON & ELIZABETH ANNE SIMON	01/06/2021	R 1 650 000.00	17/08/2021		UPDATED ON BILLING 30063828

0000159

6	346		UNDERBERG	LAUREN MICHELLE PERKS	16/07/2021	R 425 000.00	01/09/2021		UPDATED ON BILLING 30063859
7	204	PTN27	UNDERBERG	CLIFFORD LOUIS NEUPER	03/07/2021	R 260 000.00	07/09/2021		UPDATED ON BILLING 30063842
8	208	PTN24	UNDERBERG	JACQUELINE ANITA STUBBS	05/05/2021	R 260 000.00	13/09/2021	25119/2021	UPDATED ON BILLING 30063859

0000160

5.1.1.2 RATES CLEARANCES ISSUED

1	11987476	SECTION 13 MOUNTAINAIRS VILLAGE	2021/09/03 15:23	NO	NO	Acknowledged
2	11987474	PORTION 88 OF ERF 204 UNDERBERG REGISTRATION DIVISION FS PROVINCE OF KWAZULU NATAL	2021/09/03 15:23	NO	NO	Acknowledged
3	11988258	REMAINDER OF ERF 208 UNDERBERG REGISTRATION DIVISION FS PROVINCE OF KWAZULU-NATAL IN EXTENT 29,3832 (TWENTY NINE COMMA THREE EIGHT THREE TWO) HECTARES	2021/09/06 09:56	NO	NO	Acknowledged
4	11990569	ERF 129 HIMEVILLE, REGISTRATION DIVISION F.S., PROVINCE OF KWAZULU-NATAL;	2021/09/07 15:38	NO	NO	Acknowledged
5	11992011	REMAINDER OF PORTION 1 OF THE FARM REICHENAU C NUMBER 5799, REGISTRATION DIVISION FS, PROVINCE OF KWAZULU-NATAL	2021/09/08 12:54	NO	NO	Acknowledged
6	11994098	REMAINDER OF ERF 148 UNDERBERG EXTENTION 1 REGISTRATION DIVISION FS PROVINCE OF KWAZULU NATAL	2021/09/10 10:57	NO	NO	Acknowledged
7	11995304	PORTION 2 OF ERF 207 UNDERBERG REGISTRATION DIVISION FS PROVINCE OF KWAZULU NATAL	2021/09/13 09:09	NO	NO	Acknowledged
8	12000779	PORTION 16 (OF 10) OF ERF 167 UNDERBERG, REGISTRATION DIVISION FS, PROVINCE OF KWAZULU-NATAL	2021/09/17 12:34	NO	NO	Acknowledged

0000161

9	12001245	PORTION 3 OF ERF 211 UNDERBERG REGISTRATION DIVISION FS PROVINCE OF KWAZULU NATAL	2021/09/17 14:57	NO	Acknowledged
10	12006001	THE REMAINDER OF LOT FP 341 NO. 10664, REGISTRATION DIVISION FS, PROVINCE OF KWAZULU-NATAL;	2021/09/23 10:41	NO	Acknowledged
11	12006020	PORTION 3 OF ERF 337 UNDERBERG, REGISTRATION DIVISION FS, PROVINCE OF KWAZULU-NATAL;	2021/09/23 10:54	NO	Acknowledged
12	12006793	ERF 627 UNDERBERG REGISTRATION DIVISION FT PROVINCE OF KWAZULU NATAL	2021/09/27 11:13	NO	Acknowledged
13	12007809	PORTION 3 OF THE FARM ESTON NO. 7948 REGISTRATION DIVISION FS PROVINCE OF KWAZULU-NATAL	2021/09/28 08:54	NO	Acknowledged
14	12008358	PORTION 1 OF ERF 163 UNDERBERG (EXTENSION 1), REGISTRATION DIVISION FS, PROVINCE OF KWAZULU-NATAL	2021/09/29 09:25	NO	Acknowledged
15	12008354	REMAINDER OF ERF 163 UNDERBERG (EXTENSION 1), REGISTRATION DIVISION FS, PROVINCE OF KWAZULU-NATAL	2021/09/29 09:26	NO	Acknowledged
16	12009731	ERF 675 UNDERBERG, REGISTRATION DIVISION FS, PROVINCE OF KWAZULU-NATAL	2021/09/30 11:46	NO	Acknowledged

0000102

5.1.3 BUILDING PLANS

NUMBER	ERF	PORTION	TOWNSHIP/FARM/ST	OWNER NAME	BP APPROVAL DATE	RENOVATION/NEW	EXTENT INCREASE M2	STATUS
1	229	0	Himeville	CN Major	17.09.2021	As Built	302.80	Approved
2	149	2	Underberg	R Piper	17.09.2021	As Built	5.6	Approved
3	279	0	Underberg	JO Thompson	17.09.2021	As Built	0	Approved
4	204	88	Underberg	Fitt	17.09.2021	As Built	0	Approved
5	49	628	Underberg	DC & HM Dancer	17.09.2021	New Dwelling	148.64	Approved
6	8491	10	Underberg	S Sounders	17.09.2021	As Built	0	Approved
7	7948	9	Underberg	GM Lowe	17.09.2021	Additions	86.3	Approved
8	8491	1	Underberg	Corriway Properties	17.09.2021	As Built	739.4	Approved
9	341	3	Underberg	PA Peltz	17.09.2021	As Built	0	Approved
10	146	4	Underberg	The Alexander Residence Trust	17.09.2021	As Built	50.5	Approved
11	126	0	Underberg	Konkol Ready Mix PTY LTD	17.09.2021	As Built	36.3	Approved

0000103

REPORT ON SUPPLY CHAIN MANAGEMENT FOR THE MONTH ENDED 31 MARCH 2022-DR NKOSAZANA DLAMINI ZUMA MUNICIPALITY

AUTHOR: CHIEF FINANCE OFFICER (File Ref: Budget and Treasury Office)

1st Level : MANCO
2nd Level : Finance Committee
3rd Level : EXCO
4th Level : Council

PURPOSE

To present the Implementation of the Supply chain management policy to the Committee and Council on purchases made by the municipality for the month ended 31 March 2022.

BACK GROUND

The Municipal Finance Management Act No 56, 2003 Chapter 11, the municipal supply chain management Regulation, as published in the Government Gazette on 30 May 2005 and the Supply Chain Management Policy as adopted by Council state that a report must be submitted within ten (10) working days of the end of each month to committees and council, in order to create a transparent image to all processes in the Supply Chain Management Division.

LEGISLATIVE FRAMEWORK

- o Constitution of Republic of South Africa, Act No 108 of 1996
- o Municipal Finance Management Act, No 56 of 2003 Section 71
- o Board Based Black Economic Empowerment Amended Act, 2013 (Act Non.46 of 2013)
- o Supply Chain Management policy

RANGE OF PROCUMENT

- o Orders up to the transaction value of R 1 to R 2000,00
- o Three written or verbal quotation for procurement of a transaction value between R 2000,01 to R 5 000,00.
- o Three different written quotation for procurement between R 5 000,01 to R 30 000,00.
- o Procurement above R 30 000,01 to R 200 000,00 – 3 written formal quotation advertised on the Municipal website and notice board.
- o Bids process for procurement above R 200 000,01

STAFF IMPLICATIONS

- There is no staff implication

BID COMMITTEE SITTINGS

Bid Specification Committee	: 1
Quotation Specification Committee	: 1
Bid Evaluation Committee	: 3
Quotation Evaluation Committee	: 2
Bid Adjudication Committee	: 2

Note: The bid committees are expected to sit at least 4 times a month as per SCM calendar.

FINANCIAL IMPLICATION / EXPENDITURE

○ DEVIATIONS	: R 493 628,18
○ IRREGULAR EXPENDITURE	: R 0.00
○ FRUITLESS AND WASTEFUL EXPENDITURE	: R 0.00
○ UNAUTHORISED EXPENDITURE	: R 0.00
○ ORDERS BELOW R 30 000,00 (ONCEOFF)	: R 375 891,10
○ ORDERS FOR CONTRACTED SERVICES	: R 1,507 350,91
○ AWARDS BETWEEN R 30 000.01 – 200 000,00	: R 528 960,00
○ AWARDS MORE THAN R 200 000.01	: R 2 300 000,00
○ FUEL ORDERS	: R 16 000,00
○ FUNERAL	: R 16 500.00
○ TRANSVERSAL CONTRACT	: R 0.00
○ PANELS/ CONTRACTED	: R 55 675,00

ANNEXURES

- Annexure "A" – Deviation and Unauthorised, Fruitless and wasteful expenditure
- Annexure "B" – Orders below R 30 000,00 (once off)
- Annexure "C" – Orders for contracted services
- Annexure "D" – Between R 30 000,01 – R 200 000,00
- Annexure "E" – Awards more than R 200 000, 01
- Annexure "F" – Fuel orders
- Annexure "G" – Funeral orders
- Annexure "H" – Transversal Contract
- Annexure "I" - Panel

RECOMMENDATIONS

That Committee and council note this report

SUMMARY OF ORDERS FOR THE PERIOD OF 31 MARCH 2022

DESCRIPTION	RANGE	AMOUNT
Verbal and Written Quotations	R0.01-R2000	R 10 589,86
Formal Written Quotations	R 2001-R 30000	R 365 301,24
TOTAL GENERAL ORDERS		R 375 891,10
Deviations		R 493 628,18
Irregular Expenditure		R -
Fruitless and wasteful expenditure		R -
Unauthorised expenditure		R -
Contracted Services	Contracted	R 1 507 350,91
Quotation	R 30 000,01-R 200 000,01	R 652 652,00
Bids	Above R200 000,01	R 2 300 000,00
Petrol Orders		R 16 000,00
Funeral Assistance Orders		R 16 500,00
Transversal Contract		R -
Panel service providers	Contracted	R 55 675,00
		R -
TOTAL ORDERS		R 5 417 697,19

DEVIATION
IIRREGULAR EXPENDITURE
FRUITLESS AND WASTEFULL EXPENDITURE
UNAUTHORISED EXPENDITURE

N

DEVIATION FOR THE MONTH ENDED- 31 MARCH 2022 (ANNEXURE A)

DATE	ORDER NO.	COMPANY NAME	AMOUNT	DESCRIPTION OF SERVICE	REASON
2022/01/03	7484	Unqondo Projects	R9 195,00	Service and maintenance for SCBA electric compressor	impractical to follow the SCM process - SCBA Eletrical compressor was bought from Unqondo Projects
22/03/2022	7723	Undeberg and Himeville Taxi association	R9 500,00	3 taxis to trnsport community attending Human Rights Day	Impractical to follow the SCM process - Municipality has two taxi association Bulwer and Underberg
28/03/2022	7664	Bulwer and Donnybrook Taxi Association	R29 000,00	committee members to attend ward committee orientation	Impractical to follow the SCM process - Municipality has two taxi association Bulwer and Underberg
28/03/2022	7663	Undeberg and Himeville Taxi association	R17 450,00	committee members to attend ward committee orientation	Impractical to follow the SCM process - Municipality has two taxi association Bulwer and Underberg
23/03/2022	7724	Donnybrook Taxi Association	R8 500,00	community attending Human Rights day	Municipality has two taxi association Bulwer and Underberg
2022/01/03	7511	SBS Electrical	R419 983,18	Maintenance and servicing of 104 existing air conditioners and Supply and installation of 14 new air conditioners	Project was advertised more than 3 time without success, deviation process was recommended for this project.
TOTAL ORDERS			R493 628,18		

IRREGULAR EXPENDITURE FOR THE MONTH ENDED- 31 MARCH 2022 (ANNEXURE B)

DATE	ORDER NO.	COMPANY NAME	AMOUNT	DESCRIPTION OF SERVICE	REASON
TOTAL ORDERS			R0,00		

FRUITLESS AND WASTEFUL EXPENDITURE FOR THE MONTH ENDED- 31 MARCH 2022 (ANNEXURE F)

DATE	ORDER NO.	COMPANY NAME	AMOUNT	DESCRIPTION OF SERVICE	REASON
			R0,00		

UNAUTHORISED EXPENDITURE FOR THE MONTH ENDED- 31 MARCH 2022 (ANNEXURE G)

DATE	ORDER NO.	COMPANY NAME	AMOUNT	DESCRIPTION OF SERVICE	REASON
		A			
			R0,00		

MINOR BREACHES

DATE	ORDER NO.	COMPANY NAME	AMOUNT	SERVICE	REASON
			R0,00		

0000109

ORDERS BELOW R 30 000,00 (ONCEOFF)

0000170

ORDERS REPORT FOR THE PERIOD OF 31 MARCH 2022 (Annexure B) PETTY CASH AND ORDERS BETWEEN R0.01-R2000			
ORDER NUMBER	COMPANY NAME	DESCRIPTION OF SERVICE/GOODS	AMOUNT
7492	Abenkanyezi Construction & Kitchen	Hired 2 pole tent and 2 tables in Crieghton spotfield	R2 000,00
7489	Patads Signs	truck 1228mm X 900mm X 2 Livestock in transit & contact" numbers must be reflective	R1 650,00
7758	Sulumane Projects (PTY)LTD	Procurement of bottled water to be used at Himville clean-up and Awereness Campaign	R1 920,00
7751	Underberg Forge	Procurement of 5 boxes of nylon for brush cutters for all PWBS centres	R1 413,35
7762	Mwabani Projects	Municipal workers and Councillors. 5 Boxes (Black) and 5 Boxes (Blue)	R550,00
7491	Mjwaha Trees Harvesting & other pr	Purchase Finger lunch for memorial service for Mr NC Kati	R1 950,00
TOTAL ORDERS			R9 483,35

Opening balance as per the Petty Cash Reconciliation

R2 760,30

Total Receipts

Total Payments/ Purchase

R0,00

Cash on hand/ Closing balance

-R1 106,51

R1 653,79

Total issued orders

Total payments/Purchases

R9 483,35

1106,51

TOTAL PETTY CASH EXPENSE FOR THE MONTH**R10 589,86**

WRITTEN QUOTATIONS BETWEEN R2000,01 TO R30 000,00 FOR 31 MARCH 2022 (Annexuer B)			
Order Numbers	Company Name	DESCRIPTION OF SERVICE RENDERED	AMOUNT
7467	Patads Signs	Branding of NIP 1880 with fire reflective branding	R2 450,00
7485	Imbali Enhle Investment	Procurement of 4 laptop backpacks for Miss A Macingwane, Miss T Makhanya, Miss F Ngcobo and Mr P Mtungwa	R4 170,00
7756	Zngawothi Trading and Projects	Finger lunch for 30 people for Disaster management Advisory and Community Safety Meeting	R2 590,00
7754	Shilo Suppliers (PTY) LTD	Procurement of Battery charge and Battery for Nikon camera that is used by Disaster Management unit	R4 500,00
7752	Nashua - Earlyworks 266	Procurement of copies of the amendments on National Road Traffic Act 93/96 Issue 58,59 and 60	R4 973,18
7493	Department of Health:Emergency Medical Rescue Service	Medical services to provide 2 ambulance on Sazi Langa Marathon .Ambulance must be at the starting venue as from 05h30 in the morning until the end of the marathon.	R3 546,00
7493	Department of Health:Emergency Medical Rescue Service	Medical services to provide 2 ambulance on Sazi Langa Marathon .Ambulance must be at the starting venue as from 05h30 in the morning until the end of the marathon.	R3 546,00
7755	Anvision Computers	Procurement of Laptop accessories for Mr P. Sosibo and Mr S. Gwala. 2 Laptop Backpacks and 2 1TB External Hard Drives	R4 565,00
761	Nashua - Earlyworks 266	Supply and delivery of toner.1 Leu Printer Catridge and 2 Toner & Drum for HP Laser Jet P2055d	R3 439,65
7596	Gugube Holdings	3 Days (breakfast and Lunch) for 25 people attending First Aid Training in Himeville Hall	R10 500,00
7482	Mphongolo Trading Enterprise	4 Days catering for crafters attending training. 21/02/2022- Underberg, 22/02/2022- Centowcow, 23/02/2022- Kevelear Mission and 24/02/2022 - Bulwer Art Centre	R7 200,00
7651	2003 Computers	Procurement of a laptop and back pack for Mr Gumede (ICT Manager)	R20 305,55
7598	Zelwande Trading Enterprise	Supply and Delivery of SABS approved towing tools. 8 Batchet load binder(10mm chain), 8 10mm lashing chain- 8 ton x 6m, 8 10mm lashing grab hook,8 13mm lashing chain -6 metre, 13mm lashing grab hook, 4 ratchet load binder (13mm chain), 8 16mm D-shackle and 8 10mm D- Shackle	R29 940,00
7662	The and Tho Trading & Projects	Lunch for 180 people for Ward Committee orientation meeting to be held as follows:29 /03/2022 at Bulwer Community Hall	R14 400,00
7659	Hetca Trading	Catering for 250 people and 60 Bottled still water attending human right's day to be held in Himeville Community Hall	R27 500,00
7658	Thanda Lamasiba Trading	Catering for 200 people attending world TB dialogue to be held on the 23rd March 2022 in Ward 11	R17 000,00
7753	Zungawothi Trading & Projects	Procurement of refreshments for Sazi Langa training Marathon to be held on the 21st March 2022	R11 799,00
7801	TV Mazeka Construction	Lunch for 200 people for Ward Committee Election meeting to be held at Gala Community Hall	R18 000,00
7494	NM Influential Group	Procurement of two soccer match ball for Municipal Soccer team.	R6 200,00
7653	Snegugulethu Enterprise (PTY)	Procurement of Inventories for Municipal Pounds. 1 Ear Tag Applicator,50 Goat Ear Tags, 50 Cattle ear tags,2 Eurolux H126 LED insect killer with 2x6W LED tubes, 10 Vastrap fly ribbons 4 packs, 16 Energizers battery LR 14-AM-1SV	R8 456,62
7661	2003 Computers	Procurement of 15,6 Inch laptop and backpack for C Rowe	R21 020,34
7656	hlomphu Group (PTY) LTD	Branding of 3 municipal vehicle that were recently bought (Double Cabs)	R13 999,90
7665	Ezakwa Bhaca Trading	Comedian to run programme during the networking session on the LED, Tourism Investment Summit 2022 in Underberg	R15 000,00
7660	Amehle Trading & Projects	Supply, delivery and installation of sign board in Underberg and Creighton	R20 000,00
7668	Londani Amanqolo Suppliers	Procurement of Environmental Management Promotional Material 1 3mx3m Branded Gazebo Tent, 1.5m Pop-up Banner and 4 Branded table cloths	R25 800,00
7670	Ukuphumelela Trading	Hire of 2 Mobile toilet for 15 days for Donnybrook Centre	R29 900,00
7655	Shemuntu and Sons (PTY) LTD	Facilitator for 10 Performing Artists for readiness of studio recording for a period of 5 day	R29 500,00

ONCEOFF R 2 000,01 - R 30 000

00000000

7760	Intwenhle Beadworks	Performing Artist to perform during LED, Tourism and Investment Summit 2002 in Underberg	R5 000,00
TOTAL ORDERS			R365 301,24

0000173

ORDERS FOR CONTRACTED SERVICES

VERBAL OR WRITTEN QUOTATIONS FOR CONTRACTED SERVICES BETWEEN FOR 31 MARCH 2022 (ANNEXURE C)			
Order Numbers	COMPANY NAME	DESCRIPTION OF SERVICES RENDERED	AMOUNT
7625	Tunimart Travel Agency	Accommodation for the OSS officer Community and Social Service Department, Mrs B Nkandi attending Organisational Strategic Planning Session.	R4 788,21
7626	Tunimart Travel Agency	Accommodation for Mr . DB Gumede attending the Organisational Strategic Planning.	R4 788,21
7627	Tunimart Travel Agency	Accommodation for Mr. J Mazibuko and Mr S. Gwala attending the Mnicipal strategic Planning Session	R9 576,43
7628	Tunimart Travel Agency	Accommodation for Mr SV Mngadi, Mr ZL Dlamini and Ms J Radebe attending Municipal Strategic Planning Session	R14 364,64
7415	Ayanda Mbanga Communications	Advertisement- An application for subdivision of the remainder of Erf 411Himeville	R13 600,64
7411	Ayanda Mbanga Communications	Advertisement- for Municipality adjustment budget 2021/2022	R5 485,68
7629	Tunimart Travel Agency	Accommodation for Mr KMB Mzimela, Mr P. Mntungwa, Ms N Holiwe, Mr N Wela and Miss N Khuboni attending Municipal strategic Palnning Session.	R22 344,99
7635	Tunimart Travel Agency	Ngcobo attending Municipal strategic Planning Session	R9 576,43
7637	Tunimart Travel Agency	Accommodation for Miss Z Mlata attending Mnicipal Strategic Planning Session	R4 788,21
7632	Tunimart Travel Agency	Accommodation for Mr NM Dlamini attending Mnicipal Strategic Planning Session	R4 788,21
7486	Tunimart Travel Agency	Accommodation in Creighton for Mr Bongmusa Gumede	R2 543,94
7644	Tunimart Travel Agency	Accommodation for Mayors bodyguards Mr Sibukeleni Mbatha and Sibusiso Dlamini attending Cetral Drug Authority meeting in Durban	R2 099,08
7639	Tunimart Travel Agency	Accommodation in Creighton for Mr Bongmusa Gumede	R2 543,94
7638	Tunimart Travel Agency	Accommodation for Miss X Khmalo attending the Provincial SDF and working session	R1 597,72
7636	Tunimart Travel Agency	Accommodation for Mr J.S Sondezi and Mr T Tshabalala attending Municipal Strategic Planning Session	R9 576,43
7633	Tunimart Travel Agency	Accommodation for Mr W Dlamini attending Municipal Strategic Planning Session	R4 788,21
7621	Tunimart Travel Agency	Accommodation for Mr KMB Mzimela and Mr P Mntungwa attending the Master Class on Financial Viability of Municipalities in Durban	R3 533,94
7619	Van Mark Resources (PTY) LTD	150 Arch lever tile (red, green & black) 100(red & green) 50 (Black), 100 boxes printing papers, 50 Archive box and 50 Staple Pins (100 sheet/heavy duty)	R53 158,75
7652	Tunimart Travel Agency	Accommodation for Mr NC Vezi attending a Court Case in Durban and Mr S Chiliza & Mr S Mkhize escorting Mr Vezi	R8 951,83
7631	Tunimart Travel Agency	Full day conference venue for Mnicipal Strategic Planning Session.	R34 760,88
7630	Tunimart Travel Agency	Accommodation for Mr NC Vezi ,Mr S Chiliza and Mr S Mkhize (shaing) Mrs NN Vakalisa, Ms A Van Zyl, Ms L Mhlophe and Ms SS Mbatha attending Municipal Strategic Planning Session	R31 244,99
7495	Tunimart Travel Agency	Accommodation for Mr Mndeni Sibisi who will be attending a disciplinary hearing on the 30th of March 2022 in Pietermaritzburg	R1 611,93
7496	Tunimart Travel Agency	Accommodation for mayors bodyguards Mr Sibukeleni Mbatha and Sibusiso Dlamini escorting Mayor attending excellence awards in Durban	R2 308,94
7497	Tunimart Travel Agency	Accommodation for Mayor Mrs PS Msomi attending excellence awards in Durban	R1 611,97
7645	Tunimart Travel Agency	Accommodation for Mr B Gumede (ICT Manager) during his relocation period this excludes weekends	R5 087,88

7709	Tunimart Travel Agency	Conference hire for 250 people attending LED, Tourism and Investment Summit	R429 625,63
7721	Tunimart Travel Agency	Accommodation for Mr Khulani Mzimela, Mr Phillip Mntungwa, Miss Nelisa Holwe and Miss Nokuthula Khuboni attending Strategic Planning	R7 980,36
7720	Tunimart Travel Agency	Accommodation for Mr Siyabonga Mngadi attending Budget Steering Committee Session.	R1 596,07
7719	Tunimart Travel Agency	Accommodation for Mr Jabulani Sondezi, Mr Sibusiso Radebe and Mr Thamsanqa Shabalala attending Strategic Planning Session	R4 788,21
7718	Tunimart Travel Agency	Accommodation for Mr Wonderboy Dlamini attending Budget Steering Committee Session	R1 596,07
7717	Tunimart Travel Agency	Accommodation for Miss Zingisa Mlata attending Budget Steering Committee Session	R1 596,07
7704	Tunimart Travel Agency	Accommodation for Mr NC Vezi, Mr S chiliza, Mr S Mkhize (sharing) Mrs NN Vakalisa attending Strategic Planning Session at Drankensberg Garden	R7 222,16
7708	Tunimart Travel Agency	Accommodation for Miss Alucia Van Zyl attending Municipal Programme in Durban	R6 447,88
7703	Tunimart Travel Agency	Accommodation for Mr N Wela, Mr LB Hlengwa, Ms NF Ngcobo, Mr X Mkhize and Miss N Dlamini who will be attending Municipal Finance Management Programme	R32 239,42
7711	Tunimart Travel Agency	Accommodation for Mr Zwelethu Dlamini and Miss Julile Radebe attending budget steering committee session	R3 192,14
7713	Tunimart Travel Agency	Accommodation for Deputy Mayor Cllr Kholeka Hadebe attending Strategic Planning Session	R1 596,07
7712	Tunimart Travel Agency	Accommodation for speaker driver and bodyguard Mr Mthokozisi Mazeka and Mr Muzi Dlamini	R2 434,64
7706	Tunimart Travel Agency	Accommodation for Mayors bodyguards escorting Mayor attending strategic planning session	R2 433,94
7707	Tunimart Travel Agency	Strategic Planning Session at Drankensberg Gardens	R1 596,07
7710	Tunimart Travel Agency	Accommodation for Deputy Mayor's bodyguards Mr Bonginkosi Makhathini and Mr Zakhele Hadebe (Sharing)	R2 434,64
7716	Tunimart Travel Agency	Accommodation for cll S.Phoswa, X Zamisa, W motolo, HS Mlibeni, RS Mlotshwa, NG Dlamini, BB Ntshiza, IT Shoba, NC Dlamini and DR Ngcamu attending Exco and Finance Committee meeting	R15 960,71
7705	Tunimart Travel Agency	Full day conference venue for 34 people attending strategic planning session	R32 829,72
7714	Tunimart Travel Agency	Accommodation for Mr B Gumede (ICT Manager) during his relocation period this excludes weekends	R2 543,94
7715	Tunimart Travel Agency	Accommodation for 6 guests from ukhozi FM Officials for 3 nights check in 22/03/2022 out 25/03/2022 and lunch for 65 Ukhosi FM Officials in Sani Pass Hotel to broadcast and promote the LED, Tourism and Investment Summit	R83 654,37
7743	Tunimart Travel Agency	Tourism Investment Summit in Underberg (Mr. M Bhele, Mr.T Majola, Mr. NM Dlamini, Miss S Nzimande, Mr S.Ngcobo, Miss M Phewa and 2 interns	R35 837,30
7731	Tunimart Travel Agency	Accommodation for Mr Wndile attending LED Tourism and Investment Summit in Underberg	R4 835,91
7732	Tunimart Travel Agency	Accommodation for Ms L Zuma and Mrs B Nkandi attending LED, Tourism and Investment Summit in Underberg	R9 671,83
7735	Tunimart Travel Agency	Accommodation for Mr NC Vezi attending LED, Tourism Investment Summit in Underberg	R4 835,91
7736	Tunimart Travel Agency	Accommodation for MM's Bodyguards (Mr. S. Chiliza and Mr S. Mkhize sharing) escorting the MM to attend LED Tourism Investment Summit in Underberg	R6 821,83
7737	Tunimart Travel Agency	Accommodation for Mayor PS Msomi attending LED, Tourism and Investment Summit in Underberg	R4 835,91

7738	Tunimart Travel Agency	Accommodation for Mayor's bodyguards (Mr S. Zondi and Mr S. Dlamini sharing) escorting the Mayor to attend LED, Tourism and Investment Summit in Underberg	R6 821,83
7740	Tunimart Travel Agency	Accommodation for Deputy Mayor Miss K. Hadebe attending LED, Tourism and Investment Summit in Underberg	R4 835,91
7741	Tunimart Travel Agency	Accommodation for DM's Bodyguards Mr B. Makhathini and Mr M. Mahlanze escorting Deputy Mayor to attend LED, Tourism and Investment Summit in Underberg	R6 821,83
7742	Tunimart Travel Agency	Accommodation for Mrs NN Vakalisa attending LED, Tourism and Investment Summit in Underberg	R4 835,91
7739	Tunimart Travel Agency	Accommodation for staff members who will be doing registration and protocol during LED, Tourism and Investment Summit in Underberg Miss S. Mbatha, Mr V Sosibo, Miss M Chiya, Miss N Chule and Mr S. Sikhakhane	R15 895,40
7744	Tunimart Travel Agency	Accommodation for Mr SS Phoswa and Mr M Mazeka sharing with Mr T Dlamini (escorting Mr SS Phoswa) attending LED, Tourism and Investment Summit in Underberg	R11 657,74
7806	Tunimart Travel Agency	Accommodation and meals at Centocow BnB for tourism guide training excluded weekends	R321 860,00
7412	Ayanda Mbanga Communications	Advertisement of HR Officer, Assets management officer and Principal Community Programmes Officer	R10 504,55
7726	Tunimart Travel Agency	Lunch for 9 bodyguards escorting their principals attending the strategic Planning Session on the 24th and 25th March 2022	R5 896,94
7725	Tunimart Travel Agency	Accommodation for Mr NM Dlamini attending hosting with uKhozi FM	R3 613,94
7727	Tunimart Travel Agency	Ngcobo attending Strategic Planning Session In Underberg	R3 192,14
7810	Tunimart Travel Agency	Accommodation for Mr SV Mngadi attending LED, tourism and Investment Summit	R3 223,94
7808	Tunimart Travel Agency	Accommodation for J Mazibuko attending Bid Evaluation Meeting	R3 223,94
7805	Tunimart Travel Agency	Accommodation for Miss S.L Ndelu and Mrs N Basi attending Bid Evaluation Meeting	R6 447,88
7750	Tunimart Travel Agency	Accommodation for Mr Mzwandile Ngcobo attending Bid Evaluation Meeting	R3 223,94
7812	Tunimart Travel Agency	Accommodation for Ms Oscarine Mndaweni, Miss Thobile Ngobese & Mr Sbonelo Zondi attending LED, tourism and investment summit	R9 671,83
7813	Tunimart Travel Agency	Accommodation for Inkosi Dlamini T, Inkosi Memela M and Inkosi Molefe T attending LED, tourism and investment summit	R9 671,83
7746	Tunimart Travel Agency	Accommodation for Mr ZL Dlamini and Ms J Radebe attending LED, tourism and investment summit	R6 447,88
7809	Tunimart Travel Agency	Accommodation for Mr J Sondezi, Mr V Phoswa and Mr S. Radebe attending LED, tourism and investment summit	R14 507,74
7748	Tunimart Travel Agency	Accommodation Mr RS Motshwa, Mr N Dlamini and SH Mlibeni attending LED, tourism and investment summit	R9 671,83
7747	Tunimart Travel Agency	Accommodation for Mr B Gumede attending LED, tourism and investment summit	R3 223,94
7745	Tunimart Travel Agency	Accommodation for Mr J Mazibuko attending LED, tourism and investment summit	R3 223,94
7646	Mathutha Trading Enterprise	Procurement of 200(48 Packs of toilet papers) for PWBS Centre	R42 500,00
7414	Ayanda Mbanga Communications	Advertisement - for draft 2022/23 IDP for 2022/23 Municipality. 30 Mops, 30 Brooms, 10 Buckets 5L-Deo Blocks, 30 Yellow Rubber Gloves and 20 Furnisher Spray	R5 797,15
7769	Mathutha Trading Enterprise		R22 450,00
TOTAL ORDERS			R1 507 350,91

**QUOTATION BETWEEN
R 30 000,01 - R 200 000,00**

0000178

[illegible]

AWARDS ABOVE R 200 000,00

0000130

9.1 BIDS ABOVE R 200 000,00 AWARDED IN THE PERIOD OF 31 MARCH 2022

COMPANY NAME	SERVICES RENDERED	AMOUNT	PROCUREMENT PLAN
Mabhuca Supplier CC	Supply and Installation of 60 Ton Weighbridge	1 600 000,00	Yes
Mantangu Trading and Projects	Supply and delivery of Ride-on Mowers and Brushcutters	700 000,00	Yes
TOTAL		R 2 300 000,00	

0000181

FUEL ORDERS

PETROL ORDERS FOR PERIOD OF 31 MARCH 2022 (ANNEXURE F)			
ORDER NUMBERS	COMPANY NAME	DESCRIPTION OF SERVICES RENDERED	AMOUNT
7649	Lusted and Johnson	Procurement of petrol for brush cutters Donnybrook	R2 000,00
7648	Lusted and Johnson	centre	R2 000,00
7701	Lusted and Johnson	Procurement of petrol for traffic trailer generator	R2 000,00
7702	Lusted and Johnson	Procurement of deisel for back-up generator for Bulwer CSC	R2 000,00
7498	Lusted and Johnson	Procurement of petrol for brush cutter for Bulwer center	R2 000,00
7499	Lusted and Johnson	Procurement of petrol for Himeville PWBS staff	R2 000,00
7650	Lusted and Johnson	Procurement of petrol for brush cutters to be used for cenmetries and Park	R2 000,00
7500	Lusted and Johnson	Procurement of petrol for Underberg PWBS staff	R2 000,00
TOTAL ORDERS			R16 000,00

FUNERAL SUPPORT

BURIAL ASSISTANCE ORDERS THE PERIOD OF 31 MARCH 2022 (ANNEXURE G)

Order Numbers	Family	Ward 1	Ward 2	Ward 3	Ward 4	Ward 5	Ward 6	Ward 7	Ward 8	Ward 9	Ward 10	Ward 11	Ward 12	Ward 13	Ward 14	Ward 15	Total
7733	Mbuyiselwa	R	R	R	R	R	R	R	R	R	R	R	R	R	R	R	R 1 500,00
7722	Mncwabe	R	R	R	R	R	R	R	R 1 500,00	R	R	R	R	R	R	R	R 1 500,00
7729	Dlamini	R	R	R	R	R	R	R	R	R 1 500,00	R	R	R	R	R	R	R 1 500,00
7730	Mbambo	R	R	R	R	R	R	R	R	R 1 500,00	R	R	R	R	R	R	R 1 500,00
7640	Nkide	R	R	R	R	R	R	R	R	R	R	R	R	R	R	R	R 1 500,00
7490	Ntubo	R	R	R	R	R	R	R	R	R 1 500,00	R	R	R	R	R	R	R 1 500,00
7641	Mncwabe	R	R	R	R	R	R	R	R	R	R	R	R	R	R	R	R 1 500,00
7642	Zuma	R	R	R	R	R	R	R	R	R 1 500,00	R	R	R	R	R	R	R 1 500,00
7728	Shezi	R	R	R	R	R	R	R	R	R	R	R	R	R 1 500,00	R	R	R 1 500,00
7763	Shozi	R	R	R	R	R	R	R	R 1 500,00	R	R	R	R	R	R	R	R 1 500,00
7733	Mdladla	R	R	R	R	R	R	R	R	R	R	R	R	R	R 1 500,00	R	R 1 500,00
		R	R	R	R	R	R	R 1 500,00	R 3 000,00	R 6 000,00	R	R	R	R 1 500,00	R 1 500,00	R	R 16 500,00

0000105

TRANSVERSAL CONTRACT

0000126

TRANSVERSAL ORDERS FOR 31 MARCH 2022 (Annexure A)			
ORDER NO.	COMPANY NAME	SERVICE	AMOUNT
TOTAL ORDERS			R0,00

0000137

PANEL- CONTRACTED

FORMAL WRITTEN QUOTATIONS FOR PANELS (CONTRACTS) FOR THE MONTH OF 31 March 2022			
Order Numbers	Company Name	DESCRIPTION OF SERVICE RENDERED	AMOUNT
7599	Ikhenani Lethu (PTY) LTD	Drainage of septic tank at Underberg taxi rank	15 000,00
7600	Ikhenani Lethu (PTY) LTD	Drain and empty Municipal septic tank at Himeville main office.	R12 500,00
7634	Mkholwa Transport & Plant Hire	Service provider to assist by emptying septic tank at Bulwer Library hall (5 Loads)	R14 375,00
7622	Shemuntu and Sons (PTY) LTD	Honey sucking services for septic tank in Creighton Main Office	R13 800,00
		TOTAL	R55 675,00

0000189



Main Street
Creighton, 3263

P.O Box 62

Creighton 3263

Phone: +27 39 833 1038

Fax: +27 39 833 1179

Email: mailbox@ndz.gov.za

www.ndz.gov.za

DR NKOSAZANA DLAMINI ZUMA MUNICIPALITY

SUPPLY CHAIN MANAGEMENT PROGRESS REPORT FOR MARCH 2022

SUPPLY CHAIN MANAGEMENT					
PROCUREMENT PLAN IMPLEMENTATION REPORT/ BIDS AND QUOTATION PROGRESS REPORT FOR MARCH 2022					
Description	Bid No	Closing Date	Target	Status	Comment
SUPPLY AND DELIVERY OF GARDENING FURNITURE AND SHELTER FOR THE PUBLIC PARKS	PWBS-Q037/20/21	08 October 2022	22 Jan	AWARDED	
SUPPLY OF STEEL WASTE SKIP BINS	PWBS- B029/20/21	01 October 2021	Oct 21	AWARDED	
SUPPLY AND DELIVERY OF MOBILE KITCHEN	COMM-Q043/20/21	08 October 2021	Nov 21	AWARDED	
HOSTING OF EMAILS AND WEBSITE FOR A PERIOD OF 3 YEARS	CORP-B044/20/21	20/10/2021	Sep 21	AWARDED	
ANTI-CORRUPTION WORKSHOP	MM-Q051/20/21		Sep 21	WORKSHOP CONDUCTED BY THE OFFICE OF THE PREMIER	
CONSTRUCTION OF 2 SEPTIC TANKS	PWBS-Q003/21/22	02 November 2021	Jan 22	AWARDED	
CONSTRUCTION OF DR NKOSAZANA DLAMINI ZUMA EMERGENCY SERVICE CENTRE	PWBS-B003/21/22	21 September 2021	Mar 22	AWARDED	
SUPPLY AND DELIVERY OF CONCRETE PIPES	PWBS-Q004/21/22	31 August 2021	Nov 21	AWARDED	
SUPPLY AND DELIVERY OF PWBS TOOLS	PWBS-Q005/21/22	05 August 2021	Nov 21	AWARDED	
SUPPLY AND DELIVERY OF FIREARMS	COMM-Q007/21/22	17 February 2022	Apr 22	TO BE RE-ADVERTISED	THE PROJECT HAS BEEN ADVERTISED TWICE BUT SUPPLIERS ARE NOT RESPONDING
SUPPLY AND DELIVERY OF DRONE	COMM-Q008/21/22	11 October 2021	Nov 21	AWARDED	
SUPPLY AND DELIVERY OF FIRE STATION EQUIPMENT	COMM-Q009/21/22	31 August 2021	Oct 21	AWARDED	
SUPPLY AND INSTALLATION OF PERSPEX DIVIDERS FOR DLTC's	COMM-Q010/21/22	31 August 2021	Nov 21	AWARDED	
SUPPLY AND DELIVERY OF PLANTS	PWBS-Q011/21/22	31 August 2021	Oct 21	AWARDED	
CONSTRUCTION OF SDANGENI BRIDGE ROAD	PWBS-B010/21/22	06 August 2021	Aug 21	AWARDED	
PANEL OF 5 DEBT COLLECTION AGENCIES FOR A PERIOD OF 36 MONTHS	BTO-B012/21/22	27 September 2021	Mar 22	PARTICIPATING ON TRANSVERSAL CONTRACT	
SUPPLY AND INSTALLATION OF SERVER AND STORAGE ENVIROMENT REFRESH	CORP-B15/21/22		Nov 21		ON HOLD(WAITING FOR SPECIFICATION FROM END USER DEPARTMENT)
PANEL OF 3 VETERINARY MEDICAL SERVICES (ANIMAL DOCTORS)	COMM-B016/21/22	01 November 2021	May 22	TO BE RE-ADVERTISED	THE PROJECT HAS BEEN ADVERTISED TWICE BUT SUPPLIERS ARE NOT RESPONDING
UNDERBERG ASPHALT ROAD	PWBS-B017/21/22	10 September 2021	Mar 22		TO BE RE-ADVERTISED(WAITING FOR REVISED SPECIFICATION FROM END USER DEPARTMENT)
HIMEVILLE ASPHALT ROAD	PWBS-B018/21/22	10 September 2021	Mar 22		TO BE RE-ADVERTISED(WAITING FOR REVISED SPECIFICATION FROM END USER DEPARTMENT)
SERVICE PROVIDER FOR PRINTING AND POSTING STATEMENT OF ACCOUNTS (3 YEARS CONTRACT)	BTO-B020/21/22	27 September 2021	Mar 22	TO BE RE-ADVERTISED	ON HOLD DUE TO PPPFA 2017
SERVICE PROVIDER TO PROVIDE SECURITY SERVICES TO THE DR NKOSAZANA DLAMINI ZUMA MUNICIPALITY FOR A PERIOD OF 36 MONTHS	CORP-B021/21/22	28 September 2021	Aug 20	TO BE RE-ADVERTISED	ON HOLD DUE TO PPPFA 2017
PANEL OF FIVE SERVICE PROVIDERS FOR MEDIA CO-ORDINATORS FOR A PERIOD OF 3 YEARS (36 MONTHS)	MM-B022/21/22	01 November 2021	Mar 22	TO BE RE-ADVERTISED	ON HOLD DUE TO PPPFA 2017
A PANEL OF 4 SERVICE PROVIDERS TO SUPPLY AND DELIVER LAPTOPS, DESK TOPS AND OTHER ICT ACCESSORIES FOR A PERIOD OF 3 YEARS	CORP-B023/21/22	11 October 2021	Mar 22	TO BE RE-ADVERTISED	ON HOLD DUE TO PPPFA 2017
CONSTRUCTION OF THREE GUARD HOUSES	PWBS-B024/21/22	30 September 2021	Dec 21	AWARDED	
RENOVATIONS FOR MWANENI COMMUNITY HALL	PWBS-B025/21/22	24 September 2021	Dec 21	AWARDED	
SERVICE PROVIDER TO CONDUCT DRIVING SCHOOL TRAINING FOR 35 PEOPLE	COMM-Q014/21/22	04 November 2021	Nov 21	AWARDED	
SERVICE PROVIDER TO CONDUCT FEASIBILITY STUDY AND BUSINESS PLAN OF A FRESH PRODUCE MARKET	COMM-Q016/21/22	28 September 2021	Dec 21	AWARDED	
SERVICE PROVIDER TO CONDUCT FEASIBILITY STUDY AND BUSINESS PLAN ON RAIL TOURISM ACTIVITIES	COMM-Q017/21/22	28 September 2021	Dec 21	AWARDED	
SUPPLY AND DELIVERY OF SIGN BOARDS	PWBS-Q018/21/22	18 February 2022	Mar 22	EVALUATION	
ZAKHISWENI ACCESS ROAD (1 Kilometer - Ward 1)			Aug 21	AWARDED	
NTSHIZA ACCESS ROAD (1 Kilometer - Ward 2)			Aug 21	AWARDED	
VALLEYVIEW ACCESS ROAD (1 Kilometer - Ward 3)			Aug 21	AWARDED	
PHAYINDANI ACCESS ROAD (1 Kilometer - Ward 4)			Aug 21	AWARDED	
MATHUBENI ACCESS ROAD (1 Kilometer - Ward 5)			Aug 21	AWARDED	
MAYVILLE ACCESS ROAD (1 Kilometer - Ward 6)			Aug 21	AWARDED	
1 KILLOMETER - WARD 7			Aug 21	AWARDED	
SBHALO ACCESS ROAD (1 Kilometer -Ward 8)			Aug 21	AWARDED	
TAFULENI ACCESS ROAD (1 Kilometer -Ward 9)			Aug 21	AWARDED	
ZAKHISWENI (1 Kilometer - Ward 10)			Aug 21	AWARDED	
MVULENI ACCESS ROAD 9 (1 Kilometer - Ward 11)			Aug 21	AWARDED	
MALEPHULA ACCESS ROAD (1 Kilometer - Ward 12)			Aug 21	AWARDED	
MKOPOLI ACCESS ROAD (1 Kilometer - Ward 13)			Aug 21	AWARDED	
MEMEZA ACCESS ROAD (1 Kilometer -Ward 14)			Aug 21	AWARDED	
MAGWIYANE ACCESS ROAD (1 Kilometer - Ward 15)			Aug 21	AWARDED	
EXTERNAL COMPUTER SERVICE-SOFTWARE LICENCES			on going		NO SUBMISSION FROM THE END USER
PROCUREMENT OF GPS EQUIPMENT			Mar 22	NO REQUEST SUBMITTED	END USER STILL BUSY WITH SPECIFICATION
PROCUREMENT OF TRANSPORT ASSETS			Mar 22	TRANSVERSAL CONTRACT RT 56	
PLANT AND EQUIPMENT			Nov 21	AWARDED	
CREIGHTON CBD INFRASTRUCTURE UPGRADE			22 Mar		PANEL OF CONSULTANTS HAVE BEEN APPOINTED TO DO DESIGNS
BULWER CBD INFRASTRUCTURE UPGRADE			Mar 22		PANEL OF CONSULTANTS HAVE BEEN APPOINTED TO DO DESIGNS
STORM WATER PIPES			Not specified		WAITING FOR A COMPLETE SPEC FROM THE END USER
BULWER ASPHALT ROAD PHASE 8			Mar 22		PANEL OF CONSULTANTS HAVE BEEN APPOINTED TO DO DESIGNS
MAKAWUSANE SPORTS FIELD PHASE 2			Aug 21		PANEL OF CONSULTANTS HAVE BEEN APPOINTED TO DO DESIGNS
SUPPLY AND INSTALLATION OF 60 TON ROAD WEIGHBRIDGE	PWBS-B028/21/22	18 October 2022	Mar 22	AWARDED	
INSTALLATION OF DUMPSITE LINER (HOPE)			Mar 22		REQUEST TO BE SUBMITTED
LANDFILL DEVELOPMENT			Ongoing	ORDER ISSUED	
CEMETRY DEVELOPMENT			Ongoing	PANEL OF ENVIRONMENTAL CONSULTANTS HAVE BEEN APPOINTED	REQUEST TO BE SUBMITTED
BULWER LANDFILL CLOSURE AND REHABILITATION			Jan 22	ORDER ISSUED	
STREET LIGHT/HIGH MAST (BULWER AND DONNYBROOK)		28 February 2022	Apr 22	EVALUATION	

PARKS, CEMETRIES AND WASTE DISPOSAL SITES			May 22	ONHOLD	ONHOLD
TOILETS		18 February 2022	Jan 22	EVALUATION	PROCESS FOR THE DESIGN STAGE
CONSTRUCTION OF STOREROOM			Nov 21	ORDER ISSUED	
FIREARM SAFES					
PROCUREMENT OF COMPUTER SERVER			Mar 22	NO REQUEST SUBMITTED	END USER STILL BUSY WITH SPECIFICATION
SERVICE PROVIDER TO DESIGN CAR WASH LAYOUT PLANS	COMM-Q029/21/22	14 October 2021	Dec 21	ADVERTISED	SITE INSPECTION WILL BE HELD ON THE 9th of March 2022
EXTENSION OF GRAZING LAND			Jun 22	NO REQUEST SUBMITTED	END USER STILL BUSY WITH SPECIFICATION
PURCHASE OF FURNITURE MAKING PROPERTY			Jun 22	NO REQUEST SUBMITTED	END USER STILL BUSY WITH SPECIFICATION
UNDERBERG CBD INFRASTRUCTURE UPGRADE			Mar 22		PANEL OF CONSULTANTS HAVE BEEN APPOINTED TO DO DESIGNS
HLABENI COMMUNITY HALL			Mar 22		PANEL OF CONSULTANTS HAVE BEEN APPOINTED TO DO DESIGNS
SUPPLY, INSTALLATION & DELIVERY OF PWBS OFFICE EQUIPMENT	PWBS-Q019/21/22	08 October 2021	Dec 21	AWARDED	
SUPPLY AND DELIVERY OF TYRES	COMM-Q020/21/22	08 October 2021	Dec 21	AWARDED	
SUPPLY AND DELIVERY OF LAUNDRY MATERIAL	COMM-Q021/21/22	08 October 2021	Dec 21	AWARDED	
SUPPLY AND DELIVERY OF SOUND SYSTEM	COMM-Q022/21/22	08 October 2021	Jun 22	TO BE RE-ADVERTISED	ON HOLD DUE TO PPPFA 2017
SERVICE PROVIDER TO CONDUCT ELECTRICAL MAINTENANCE	PWBS-Q023/21/22	08 October 2021	Dec 21	REQUEST TO BE SUBMITTED	
SERVICE PROVIDER TO CONDUCT BASIC SEWING SKILL TRAINING	COMM-Q24/21/22	15 November 2021	Dec 21	EVALUATION	
SUPPLY AND DELIVERY OF AGRICULTURAL EQUIPMENT	COMM-Q025/21/22	14 October 2021	Dec 21	AWARDED	
SUPPLY AND DELIVERY OF PMU LAPTOPS	PWBS-Q026/21/22	14 October 2021	Dec 21	EVALUATION	
SUPPLY AND DELIVERY OF PIGGERY FEED	PWBS-Q027/21/22	14 October 2021	Dec 21	EVALUATION	
SERVICE PROVIDER TO CONDUCT FOOD PREPARATION AND COOKING TRAINING	COMM-Q028/21/22	14 October 2021	Dec 21	EVALUATION	
SERVICE PROVIDER TO CONDUCT A FORENSIC INVESTIGATION	CORP-Q030/21/22	14 October 2021		ONHOLD	ONHOLD
SUPPLY AND DELIVERY OF BODY MAKEUP	COMM-Q032/21/22	04 November 2021	Dec 21	AWARDED	
SERVICE PROVIDER TO CONDUCT TRAINING IN COMMUNICATION, INTERPERSONAL AND CONFLICT MANAGEMENT PRINCIPLES	CORP-Q034/21/22	17 February 2022	Jun 22	EVALUATION	
SERVICE PROVIDER TO CONDUCT BASIC COMPUTER TECHNOLOGY TRAINING	CORP-Q033/21/22	17 February 2022	Jun 22	EVALUATION	
PANEL OF FIVE INTERNAL AUDIT SERVICE PROVIDER FOR THREE YEARS	MM-B027/21/22	10 January 2022	Mar 22	INTENTION TO AWARD	
SUPPLY AND DELIVERY OF ANTI VIRUS	CORP-Q031/21/22	23 November 2021	Nov 21	AWARDED	
CONSTRUCTION OF CEMETERY DRIVEWAY PAVING	PWBS-Q035/21/22	29 November 2021	Mar 22	AWARDED	
SUPPLY, INSTALLATION & DELIVERY OF NETWORK ACCESS POINT AND WI-FI POINTS	CORP-Q036/21/22	23 November 2021	Jan 22	AWARDED	
SUPPLY AND DELIVERY OF OFFICE FURNITURE	BTO-Q037/21/22	08 December 2021	Jan 22	EVALUATION	
SUPPLY AND DELIVERY OF 140 GIFT VOUCHERS FOR BACK TO SCHOOL UNIFORM	COMM-Q038/21/22	06 December 2021	Jan 22	AWARDED	
SUPPLY AND DELIVERY OF DICTIONAIRES	COMM-Q039/21/22	06 December 2021	Jan 22	AWARDED	
SERVICE PROVIDER TO CONDUCT CAPACITY BUILDING MODELS AND ASSESSMENT DESIGNERS	COMM-Q040/21/22	08 December 2021	Mar 22	EVALUATION	
SERVICE PROVIDER TO CONDUCT WARD COMMITTEE	MM-Q041/21/22	08 December 2021	Mar 22	AWARDED	
SERVICE PROVIDER TO REMOVE PARKHOME FROM BULWER TO CREIGHTON	COMM-Q042/21/22	08 December 2021	Mar 22	EVALUATION	
CONSTRUCTION OF THREE CEMETERY GUARD HOUSES	PWBS-Q043/21/22	08 December 2021	Mar 22	EVALUATION	
CONSTRUCTION OF HIMEVILLE CEMETERY TOILETS	PWBS-Q044/21/22	08 December 2021	Mar 22	EVALUATION	
SERVICE PROVIDER TO CONDUCT TRAINING FOR EAP COMMITTEE MEMBERS	CORP-Q045/21/22	08 December 2021	Apr 22	TO BE RE-ADVERTISED	ON HOLD DUE TO PPPFA 2017
SUPPLY AND DELIVERY OF EPWP TOOLS	PWBS-Q047/21/22	03 February 2022	Mar 22	EVALUATION	
SUPPLY AND DELIVERY OF SPORTS EQUIPMENT	COMM-Q046/21/22	17 February 2022	Mar 22	EVALUATION	
SUPPLY AND DELIVERY OF LANDSCAPING MATERIAL FOR CREIGHTON LIBRARY	COMM-Q048/21/22	09 February 2022	Mar 22	EVALUATION	
SUPPLY AND DELIVERY OF FURNITURE	CORP-Q049/21/22	03 February 2022	Mar 22	EVALUATION	
SUPPLY AND DELIVERY OF POULTRY MATERIAL	COMM-Q050/21/22	09 February 2022	Mar 22	EVALUATION	
SUPPLY AND DELIVERY OF INDUSTRIAL CHAINSAWS AND ELECTRIC GENERATORS	COMM-Q051/21/22	02 February 2022	Mar 22	EVALUATION	
SERVICE PROVIDER TO CONDUCT ONLINE SALES AND MARKETING TRAINING	COMM-Q053/21/22	09 February 2022	Mar 22	EVALUATION	
CONSTRUCTION OF CREIGHTON CARPORTS	PWBS-Q052/21/22	09 February 2022	Mar 22	EVALUATION	
SERVICE PROVIDER TO CONDUCT TRAINING ON DEVELOPING MANAGEMENT REPORTING IN MS EXCEL			Mar 22	ON HOLD	WAITING FOR SPEC FROM END USER
BUSINESS SUPPORT FOR LOVE CORNER LOUNGE & CREIGHTON HOTEL			Mar 22	TO BE ADVERTISED	ON HOLD DUE TO PPPFA 2017
PANEL FOR TOWN PLANNING CONSULTANTS TO PROVIDE TOWN PLANNING FOR DR NKOSAZANA DLAMINI ZUMA LOCAL MUNICIPALITY FOR A PERIOD OF 3 YEARS	PD - B029/21/22	21 February 2022	Mar 22	EVALUATION	
A PANEL OF ELECTRICAL SERVICE PROVIDER TO DESIGN AND IMPLEMENT ELECTRIFICATION PROJECTS FOR A PERIOD OF 3 YEARS IN PHASES USING TURNKEY STRATEGY	PWBS-B030/21/22	21 February 2022	Mar 22	EVALUATION	
REQUEST FOR PROPOSALS TO ENTER INTO A PANEL FOR ENVIRONMENTAL CONSULTANTS TO RENDER PROFESSIONAL ENVIRONMENTAL MANAGEMENT SERVICES FOR DR NKOSAZANA DLAMINI ZUMA LOCAL MUNICIPALITY FOR THE PERIOD OF 36 MONTHS	PWBS - B031/21/22	21 February 2022	Mar 22	EVALUATION	
SUPPLY AND DELIVERY OF MOBILE WOOD SHREDDER/CHIPPER	PWBS-B033/21/22	21 February 2022	Mar 22	EVALUATION	
PANEL FOR SERVICE PROVIDERS FOR MAINTENANCE AND NEW INSTALLATION OF MUNICIPAL BUILDING ELECTRICAL WORKS FOR A PERIOD OF 3 YEARS	PWBS-B034/21/22	21 February 2022	Mar 22	NON-COMPLIANT TO BE RE-ADVERTISED	
PANEL OF FUNERAL PARLOURS FOR A PERIOD OF 3 YEARS	MM-B035/21/22	21 February 2022	Mar 22	EVALUATION	
PANEL OF SERVICE PROVIDERS FOR MAINTENANCE AND NEW INSTALLATION OF AIR CONDITIONERS FOR A PERIOD OF 36 MONTHS	PWBS-B036/21/22	21 February 2022	Mar 22	NON-COMPLIANT TO BE RE-ADVERTISED	
PANEL OF CALIBRATION OF SPEED CAMERA MACHINE FOR A PERIOD OF 3 YEARS	COMM-B039/21/22	21 February 2022	Mar 22	NON-COMPLIANT TO BE RE-ADVERTISED	
SERVICE PROVIDER TO SUPPLY AND DELIVER HOMESTAYS PROJECT	COMM-B042/21/22	28 February 2022	Mar 22	BID ADJUDICATION COMMITTEE	

PANEL TO SUPPLY AND DELIVERY OF DISASTER RELIEF MATERIAL (MATTRESS AND BLANKETS)	COMM: B043/21/22	28 February 2022	Mar 22	EVALUATION	
PANEL TO SUPPLY AND DELIVERY OF DISASTER RELIEF MATERIAL-EMERGENCY FOOD PARCEL FOR A PERIOD OF 3 YEARS	COMM: B044/21/22	21 February 2022	Mar 22	EVALUATION	
PROVISION OF BANKING SERVICE FOR A PERIOD OF 5 YEARS	BTO-B044/21/22	06 April 2022	Jun 22	ADVERTISED	
PROVISION OF TELEPHONES FOR DR NDZ FOR A PERIOD OF 3 YEARS	CORP-B045/21/22	09 March 2022	Jun 22	EVALUATION	
SUPPLY AND DELIVERY OF AGRICULTURAL MATERIAL FOR SMMEs AND COOPS	COMM-B046/21/22	24 February 2022	Jun 22	INTENTION TO AWARD	
SERVICING AND REPAIRS OF STEAM TRAIN LOCOMOTIVE & COACHES	COMM-B047/21/22	24 February 2022	Jun 22	EVALUATION	
EXTENSION OF HIMEVILLE POUND FENCE	PWBS-B048/21/22	28 February 2022	Jun 22	INTENTION TO AWARD	
PROVISION OF A RECORDING STUDIO	COMM-Q054/21/22	TO BE ADVERTISED			ON HOLD DUE TO PPPFA 2017
SUPPLY AND DELIVERY OF BREEDING BULL	COMM-Q055/21/22	TO BE ADVERTISED			ON HOLD DUE TO PPPFA 2017
CAPACITY BUILDING FOR EMERGING FARMERS IN LIVESTOCK	TO BE DISCUSSED BY THE QUOTATION SPEC COMMITTEE				ON HOLD DUE TO PPPFA 2017
12X25 LITRES WEED KILLER FOR ALL CENTRES(POISON)	SPECIFICATION REVISED AND TAKEN TO 3 QUOTATIONS				ON ACQUISITION
2X LAPTOPS, 2X USB FLASH DRIVE AND 2X BACK PACKS	TO BE DISCUSSED BY THE QUOTATION SPEC COMMITTEE				ON HOLD DUE TO PPPFA 2017
SUPPLY AND INSTALL 2X WATER TANKS AND WATER PUMP	TO BE DISCUSSED BY THE QUOTATION SPEC COMMITTEE				ON HOLD DUE TO PPPFA 2017
CHILD PROTECTION WEEK	TO BE DISCUSSED BY THE QUOTATION SPEC COMMITTEE				ON HOLD DUE TO PPPFA 2017
MAYORAL CUP EQUIPMENT	TO BE DISCUSSED BY THE QUOTATION SPEC COMMITTEE				ON HOLD DUE TO PPPFA 2017
SERVICE PROVIDER TO CONDUCT FINANCIAL MANAGEMENT & BUSINESS ADMINISTRATION	TO BE DISCUSSED BY THE QUOTATION SPEC COMMITTEE				ON HOLD DUE TO PPPFA 2017
TRAINING ON PLUMBING FOR FIFTEEN SMME's	TO BE DISCUSSED BY THE QUOTATION SPEC COMMITTEE				ON HOLD DUE TO PPPFA 2017
FACILITATOR FOR THE TRAINING SPORT COACHES	TO BE DISCUSSED BY THE QUOTATION SPEC COMMITTEE				ON HOLD DUE TO PPPFA 2017
ATHLETES SUPPORT MATERIAL	TO BE DISCUSSED BY THE QUOTATION SPEC COMMITTEE				ON HOLD DUE TO PPPFA 2017
PHYSICAL SCIENCE KIT FOR GRADE 10 -12	TO BE DISCUSSED BY THE QUOTATION SPEC COMMITTEE				ON HOLD DUE TO PPPFA 2017
GARDENING TOOL FOR SENIOR CITIZEN	TO BE DISCUSSED BY THE QUOTATION SPEC COMMITTEE				ON HOLD DUE TO PPPFA 2017
CONSTRUCTION OF CHICKEN HOUSE	TO BE DISCUSSED BY THE QUOTATION SPEC COMMITTEE				ON HOLD DUE TO PPPFA 2017
LIVESTOCK SUPPORT(LAMBS)	TO BE DISCUSSED BY THE QUOTATION SPEC COMMITTEE				ON HOLD DUE TO PPPFA 2017
LIVESTOCK SUPPORT(GOATS)	TO BE DISCUSSED BY THE QUOTATION SPEC COMMITTEE				ON HOLD DUE TO PPPFA 2017
SUPPLY, INSTALL AND SERVICE THE FIRE FIGHTING EQUIPMENT	TO BE DISCUSSED BY THE QUOTATION SPEC COMMITTEE				ON HOLD DUE TO PPPFA 2017
PREPARED BY:	APPROVED BY:				
PHILISWA DLAMINI	MISS N HOLIWE				
SENIOR DEMAND CLERK	SCM MANAGER				

0000193



Main Street
Creighton, 3263

P.O Box 62

Creighton 3263

Phone: +27 39 833 1038

Fax: +27 39 833 1539/1179

Email: mailbox@ndz.gov.za

A Better Place for All

COMMITMENTS REGISTER FOR THE MONTH END 31/03/2022 (BELOW 30 000)

DR NKOSAZANA DLAMINI ZUMA LOCAL MUNICIPALITY
COMMITMENTS FOR THE MONTH END 31 March 2022

Order no.	Supplier	Description	Order amount	Amount excluding VAT	VAT	Total amount
7569	Afunyenwe construction and project	Purchasing of flowers for municipal open spaces	29,908.00	29,908.00	None	29,908.00
7322	CPW Printers	Procurement of traffic fine books section 341	3,496.00	3,040.00	456.00	3,496.00
7292	Eyethu 360 projects	Supply and delivery of 5 level steel shelving bay	17,500.00	17,500.00	None	17,500.00
7401	Government printing works	Advertisement of notice of roll inspection general valuation 4	1,008.80	777.74	231.06	1,008.80
6465	Government printing works	Notice on the provincial gazette for the establishment of an external body to serve as Dr NDZ local municipality appeals authority	504.40	438.61	65.79	504.40
6987	Mc nshalinshali	A lawyer to apply for a court order at Ixopo court on behalf of the municipal animal pound to conduct livestock auction	12,000.00	10,434.79	1,565.21	12,000.00
6712	Matthew francis incorporated	attorneys to facilitate soliciting of a court order to auction livestock at the animal pound	12,000.00	10,434.78	1,565.22	12,000.00
7460	Truvelo manufacturers	Calibration of laser distance site	5,569.58	4,257.48	638.62	5,569.58
7660	Amaphethetiswa amahle trading and projects	Supply , delivery and installation of sign board in underberg and creighton	20,000.00	20,000.00	None	20,000.00
7755	Anvision computers	Procurement of 2 backpacks and external hard drive for development and town planning officials	4,565.00	3,969.57	595.43	4,565.00
7656	Hlemphu group (pty)ltd	Branding of municipal vehicles that were that were recently bought	13,999.90	13,999.90	None	13,999.90
7659	Hetca trading	Catering for people attending human rights day awareness campaign in himeville hall	27,500.00	27,500.00	None	27,500.00
7760	Intwenhle trading	Performing artist to perform during LED tourism and investment summit	5,000.00	5,000.00	None	5,000.00
7485	Imbali enhle investment	Procurement of 4 laptop bags for scm officials	4,170.00	4,170.00	None	4,170.00
7668	Londani amangolo suppliers	Procurement of environmental management promotional material	25,800.00	25,800.00	None	25,800.00

7762	Mowabeni projects	Procurement of disposable face masks for municipal workers and councillors	550.00	550.00	None	550.00
7752	Nashua-earworks 266	Procurement of the amendments on national road traffic Acts 93/96	4,973.12	4,324.45	648.67	4,973.12
7761	Nashua-earworks 266	Supply and delivery of toners	3,439.65	2,991.00	448.65	3,439.65
7467	Patads signs	Branding of NIP 1880 with fire reflective branding	2,450.00	2,130.43	319.57	2,450.00
7758	Sulumane projects (pty)ltd	Procurement of bottled still water for clean up campaign	1,920.00	1,920.00	None	1,920.00
7754	Shilo supplies (pty)ltd	Procurement of camera accessories	4,500.00	4,500.00	None	4,500.00
7653	Snegugulethu enterprise (pty)ltd	Procurement of inventories for municipal pound	8,456.62	8,456.62	None	8,456.62
7655	Shemuntu and sons	Facilitator for 10 performing artists for readiness of studio recoding for a period of 5 days	29,500.00	29,500.00	None	29,500.00
7662	The and thos trading and projects	Lunch for ward committee orientation meeting at Bulwer hall	14,400.00	14,400.00	None	14,400.00
7484	Umqondo projects	Service and maintenance for SCBA electric compressor	9,195.00	7,995.66	1,199.34	9,195.00
7598	Zelwande trading enterprise	Supply and delivery of SABS approved towing lods	29,940.00	29,940.00	None	29,940.00
7414	Ayanda mbanga communication	Advert for draft 2022/23 IDP to be placed in local newspaper	5,797.15	5,041.00	756.15	5,797.15
7733	Bulwer trading store	Funeral support for Dube family in ward 14	1,500.00	1,500.00	None	1,500.00
7722	Bulwer trading store	Funeral support for Mncwabe family in ward 8	1,500.00	1,500.00	None	1,500.00
7729	Bulwer trading store	Funeral support for Dlamini family in ward 9	1,500.00	1,500.00	None	1,500.00
7730	Bulwer trading store	Funeral support for Mbambo family	1,500.00	1,500.00	None	1,500.00
7640	Bulwer trading store	Funeral support for Nyide family in ward 6	1,500.00	1,500.00	None	1,500.00

7641	Bulwer trading store	Funeral support for Mincwabe family in ward 07	1,500.00	1,500.00	None	1,500.00
7642	Bulwer trading store	Funeral support for Khanti family in ward 9	1,500.00	1,500.00	None	1,500.00
7728	Bulwer trading store	Funeral support for Shezi family in ward 13	1,500.00	1,500.00	None	1,500.00
7490	Bulwer trading store	Funeral support for Ngubo family in ward 9	1,500.00	1,500.00	None	1,500.00
7757	Bulwer and donnybrook taxi owners association	Hire of 3 taxis for world TB dialogue	9,000.00	9,000.00	None	9,000.00
7664	Bulwer and donnybrook taxi owners association	Hire of 12 taxis to transport ward committee members to attend ward committee orientation	29,000.00	29,000.00	None	29,000.00
7724	Bulwer and donnybrook taxi owners association	Hire of 2 taxis to transport community members who will be attending human rights day	8,500.00	8,500.00	None	8,500.00
7669	Mathutha trading enterprise	Procurement of cleaning material for the municipality	22,450.00	22,450.00	None	22,450.00
7736	Tunimart travel agency	Accommodation for MM's bodyguards escorting the MM to attend LED tourism investment summit in underberg	6,821.83	5,932.03	889.80	6,821.83
7737	Tunimart travel agency	Accommodation for Mrs PS Msoni attending LED tourism investment summit in underberg	4,835.91	4,205.14	630.77	4,835.91
7738	Tunimart travel agency	Accommodation for mayors bodyguards escorting the mayor to attend LED tourism summit in underberg	6,821.83	5,932.03	889.80	6,821.83
7740	Tunimart travel agency	Accommodation for deputy mayor, Ms K Hadebe attending LED investment summit in underberg	4,835.91	4,205.14	630.77	4,835.91
7741	Tunimart travel agency	Accommodation for DM's bodyguards escorting the DM to attend LED tourism investment summit	6,821.83	5,932.03	889.80	6,821.83
7742	Tunimart travel agency	Accommodation for Mrs NN Vakalisa attending LED tourism summit	4,835.91	4,205.14	630.77	4,835.91
7744	Tunimart travel agency	Accommodation for Mr SS Phoswa and Mr Mazeka attending LED tourism investment summit	11,657.74	10,137.17	1,520.57	11,657.74
7739	Tunimart travel agency	Accommodation for staff members who will be attending LED investment summit in underberg	15,895.40	13,822.09	2,073.31	15,895.40

7731	Tunimart travel agency	Accommodation for Mr Wandile attending LED tourism investment summit in underberg	4,835.91	4,205.14	630.77	4,835.91
7813	Tunimart travel agency	Accommodation for Inkosi Dlamini, Mr Memela and Mr Molefe attending LED tourism and investment summit	9,671.83	8,410.29	1,261.54	9,671.83
7812	Tunimart travel agency	Accommodation for corporate officials attending LED investment summit in underberg	9,671.83	8,410.29	1,261.54	9,671.83
7746	Tunimart travel agency	Accommodation for Mr Z Dlamini and Ms J Radebe attending LED tourism summit	6,447.88	5,606.86	841.02	6,447.88
7745	Tunimart travel agency	Accommodation for Mr J Mazibuko attending LED tourism and investment summit	3,223.94	2803.43	420.51	3,223.94
7747	Tunimart travel agency	Accommodation for Mr B Gumede attending LED tourism and investment summit	3,223.94	2,803.43	420.51	3,223.94
7748	Tunimart travel agency	Accommodation for Mr R Mlotshwa, Mr N Dlamini and SH Mlibeni attending LED tourism and investment summit	9,671.83	8,410.29	1,261.54	9,671.83
7809	Tunimart travel agency	Accommodation for Mr J Sondezi, Mr Phoswa and Mr S Radebe attending LED tourism and investment summit	14,507.74	12,615.43	1,892.31	14,507.74
7810	Tunimart travel agency	Accommodation for Mr SV Mngadi attending LED tourism and investment summit	3,223.94	2803.43	420.51	3,223.94
7412	Tunimart travel agency	Accommodation for HR officer, and community officers programmes	10,504.00	9,133.13	1,370.87	10,504.00
7663	Underberg and himeville taxi owners association	12 taxis to transport ward committee members to attend ward committee orientation	17,450.00	17,450.00	None	17,450.00
7664	Bulwer and donnybrook taxi association	12 taxis to transport ward committee members to attend ward committee orientation	29,000.00	29,000.00	None	29,000.00
7724	Bulwer and donnybrook taxi association	2 taxis to transport farm dwellers attending human rights day	8,500.00	8,500.00	None	8,500.00
7600	Ikhenani lethu (pty)ltd	Drain and empty municipal septic tank at himeville office	12,500.00	12,500.00	None	12,500.00
7599	Ikhenani lethu (pty)ltd	Drainage of municipal septic tank at underberg taxi rank	15,000.00	15,000.00	None	15,000.00
			600,552.42	567,845.66	26426.42	600,552.42

Date: 31/03/2022

Prepared By:

Ms K Mlbele

Reviewed By:

Mr TM Ngcobo

Approved by:

N Holiwe

REPORT ON OUTSTANDING ORDERS AND INVOICES

CONTRACTED SERVICES

ORDER NO.	COMPANY NAME	DESCRIPTION	ISSUED DATE	INVOICE DATE	INVOICE AMOUNT	OUTSTANDING INVOICE AMOUNT	STATUS OF INVOICE
7411	Ayanda mbanga communication	Advert for the municipal adjustment budget	1/3/2022	22/03/2022	5,485.68	None	Submitted to expenditure
7414	Ayanda mbanga communication	Advert for draft 2022/23 IDP to be placed in local newspaper	31/03/2022	Not yet received	None	5,797.15	
7733	Bulwer trading store	Funeral support for Dube family in ward 14	28/03/2022	Not yet received	None	1,500.00	
7722	Bulwer trading store	Funeral support for Mncwabe family in ward 8	23/03/2022	Not yet received	None	1,500.00	
7729	Bulwer trading store	Funeral support for Dlamini family in ward 9	25/03/2022	Not yet received	None	1,500.00	
7730	Bulwer trading store	Funeral support for Mbanjo family	25/03/2022	Not yet received	None	1,500.00	
7640	Bulwer trading store	Funeral support for Nyide family in ward 6	11/8/2022	Not yet received	None	1,500.00	
7641	Bulwer trading store	Funeral support for Mncwabe family in ward 07	11/3/2022	Not yet received	None	1,500.00	
7642	Bulwer trading store	Funeral support for Khami family in ward 9	11/3/2022	Not yet received	None	1,500.00	
7728	Bulwer trading store	Funeral support for Shezi family in ward 13	25/03/2022	Not yet received	None	1,500.00	
7490	Bulwer trading store	Funeral support for Ngubo family in ward 9	8/3/2022	Not yet received	None	1,500.00	
7757	Bulwer and donnybrook taxi owners association	Hire of 3 taxis for world TB dialogue	22/03/2022	Not yet received	None	9,000.00	Submitted to expenditure
7664	Bulwer and donnybrook taxi owners association	Hire of 12 taxis to transport ward committee members to attend ward committee orientation	28/03/2022	Not yet received	None	29,000.00	
7724	Bulwer and donnybrook taxi owners association	Hire of 2 taxis to transport community members who will be attending human rights day	23/03/2022	Not yet received	None	8,500.00	
7803	Himeville and underberg taxi association	Additional taxis to transport community members to attend ward committee election meeting in ward 1	1/3/2022	23/03/2022	3,000.00	None	Submitted to expenditure

7649	Lusted and Johnson	Procurement of petrol for brush cutters	16/03/2022	16/03/2022	2,000.00	None	Submitted to expenditure
7648	Lusted and Johnson	Procurement of petrol for brush cutters to be used in Creighton centre	16/03/2022	16/03/2022	2,000.00	None	Submitted to expenditure
7701	Lusted and Johnson	Procurement of petrol for traffic tralor generator for a back up	17/03/2022	17/03/2022	2,000.00	None	Submitted to expenditure
7702	Lusted and Johnson	Procurement of petrol for brush cutters to be used at Bulwer centre	17/03/2022	17/03/2022	2,000.00	None	Submitted to expenditure
7498	Lusted and Johnson	Procurement of petrol for brush cutters to be used at Bulwer centre	16/03/2022	16/03/2022	2,000.00	None	Submitted to expenditure
7499	Lusted and Johnson	Procurement of petrol to be used at Himeville centre	16/03/2022	16/03/2022	2,000.00	None	Submitted to expenditure
7650	Lusted and Johnson	Procurement of petrol for cemeteries and parks	16/03/2022	16/03/2022	2,000.00	None	Submitted to expenditure
7500	Lusted and Johnson	Procurement of petrol to be used at underburg centre	16/03/2022	16/03/2022	2,000.00	None	Submitted to expenditure
7669	Mathutha trading enterprise	Procurement of cleaning material for the municipality	31/03/2022	Not yet received	None	22,450.00	
7704	Tunimart travel agency	Accommodation for Miss NN Vakalisa, Mr NC Zezi and his body gards attending strategic planning session	17/03/2022	28/03/2022	7,222.16	None	Submitted to expenditure
7708	Tunimart travel agency	Accommodation for Miss Vanzyl attending municipal finance management programme in Durban	18/03/2022	28/03/2022	6,447.88	None	Submitted to expenditure
7703	Tunimart travel agency	Accommodation for 5 officials attending municipal finance management programme	17/03/2022	28/03/2022	32,239.42	None	Submitted to expenditure
7711	Tunimart travel agency	Accommodation for Mr Z Diamini and Miss J Radebe attending budget steering committee session	22/03/2022	28/03/2022	3,192.14	None	Submitted to expenditure
7713	Tunimart travel agency	Accommodation for deputy mayor attending strategic planning session	22/03/2022	28/03/2022	1,596.07	None	Submitted to expenditure
7712	Tunimart travel agency	Accommodation for speaker's driver and body guards	22/03/2022	28/03/2022	2,434.64	None	Submitted to expenditure
7706	Tunimart travel agency	Accommodation for mayors bodyguards escorting the mayor to attend strategic planning session	17/03/2022	28/03/2022	2,433.94	None	Submitted to expenditure
7707	Tunimart travel agency	Accommodation for Mrs PS Msoni attending strategic planning session	17/03/2022	28/03/2022	1,596.07	None	Submitted to expenditure
7710	Tunimart travel agency	Accommodation for deputy mayor's bodyguards to attend strategic planning session	22/03/2022	28/03/2022	2,434.64	None	Submitted to expenditure
7716	Tunimart travel agency	Accommodation for 10 councillors attending EXCO and finance committee meeting	23/03/2022	28/03/2022	15,960.71	None	Submitted to expenditure
7721	Tunimart travel agency	Accommodation for Mr Mzimela, Mr Mlungwa and Miss N Holwe and Miss N Khubone attending strategic planning session	23/03/2022	28/03/2022	7,980.36	None	Submitted to expenditure
7720	Tunimart travel agency	Accommodation for Mr S Mngadi attending budget steering committee session	23/03/2022	28/03/2022	1,596.07	None	Submitted to expenditure

7719	Tunimart travel agency	Accommodation for Mr J Sondezzi, Mr S Radebe and Mr T Shabalala attending strategic planning session	23/03/2022	28/03/2022	4,788.21	None	Submitted to expenditure
7718	Tunimart travel agency	Accommodation for Mr W Dlamini attending steering committee session	23/03/2022	28/03/2022	1,596.07	None	Submitted to expenditure
7717	Tunimart travel agency	Accommodation for Miss Z Mlata attending budget steering committee session	23/03/2022	28/03/2022	1,596.07	None	Submitted to expenditure
7714	Tunimart travel agency	Accommodation for Mr B Gumede attending a court case in Durban	22/03/2022	28/03/2022	2,543.94	None	Submitted to expenditure
7652	Tunimart travel agency	Accommodation for Mr Mndeni Sibisi attending a disciplinary hearing on the 30th of march 2022	14/03/2022	22/03/2022	8,951.83	None	Submitted to expenditure
7495	Tunimart travel agency	Accommodation for mayor's bodyguards escorting the mayor to attend excellence awards in Durban	16/03/2022	28/03/2022	1,611.93	None	Submitted to expenditure
7496	Tunimart travel agency	Accommodation for Mrs PS Msomi attending excellence awards in Durban	16/03/2022	25/03/2022	2,308.94	None	Submitted to expenditure
7497	Tunimart travel agency	Accommodation for Mr B Gumede during his relocation period	16/03/2022	25/03/2022	1,611.97	None	Submitted to expenditure
7645	Tunimart travel agency	Accommodation for MS L Zuma and Mrs B Nkandl attending LED tourism and investment summit in underberg	14/03/2022	25/03/2022	5,087.88	None	Submitted to expenditure
7732	Tunimart travel agency	Accommodation for Mr NC VEZI attending LED tourism summit	28/03/2022	Not yet received	None	9,671.83	Submitted to expenditure
7735	Tunimart travel agency	Accommodation for MM's bodyguards escorting the MM to attend LED tourism investment summit in underberg	28/03/2022	Not yet received	None	4,835.91	Submitted to expenditure
7736	Tunimart travel agency	Accommodation for Mrs PS Msomi attending LED tourism investment summit in underberg	28/03/2022	Not yet received	None	6,821.83	
7737	Tunimart travel agency	Accommodation for mayor's bodyguards escorting the mayor to attend LED tourism summit in underberg	28/03/2022	Not yet received	None	4,835.91	
7738	Tunimart travel agency	Accommodation for deputy mayor ,Ms K Hadebe attending LED investment summit in underberg	28/03/2022	Not yet received	None	6,821.83	
7740	Tunimart travel agency	Accommodation for DM's bodyguards escorting the DM to attend LED tourism investment summit	28/03/2022	Not yet received	None	4,835.91	
7741	Tunimart travel agency	Accommodation for Mrs NN Vakalisa attending LED tourism summit	28/03/2022	Not yet received	None	6,821.83	
7742	Tunimart travel agency	Accommodation for Mr SS Phoswa and Mr Mazeka attending LED tourism investment summit	28/03/2022	Not yet received	None	4,835.91	
7744	Tunimart travel agency	Accommodation for staff members who will be attending LED investment summit in underberg	28/03/2022	Not yet received	None	11,657.74	
7739	Tunimart travel agency		28/03/2022	Not yet received	None	15,895.40	

7731	Tunimart travel agency	Accommodation for Mr Wandile attending LED tourism investment summit in underberg	28/03/2022	Not yet received	None	4,835.91	
7808	Tunimart travel agency	Accommodation for Mr J Mazibuko attending Bid evaluation meeting	23/03/2022	28/03/2022	3,223.94	None	Submitted to expenditure
7805	Tunimart travel agency	Accommodation for Miss SL Ndeleu and Mrs N Basi attending Bid evaluation meeting	23/03/2022	28/03/2022	6,447.88	None	Submitted to expenditure
7750	Tunimart travel agency	Accommodation for Mr Mzwandile Ngcobo attending Bid evaluation meeting	23/03/2022	28/03/2022	3,223.94	None	Submitted to expenditure
7813	Tunimart travel agency	Accommodation for Inkosi Dlamini, Mr Memela and Mr Molele attending LED tourism and investment summit	29/03/2022	Not yet received	None	9,671.83	
7812	Tunimart travel agency	Accommodation for corporate officials attending LED investment summit in underberg	29/03/2022	Not yet received	None	9,671.83	
7746	Tunimart travel agency	Accommodation for Mr Z Dlamini and Ms J Radebe attending LED tourism summit	29/03/2022	Not yet received	None	6,447.88	
7745	Tunimart travel agency	Accommodation for Mr J Mazibuko attending LED tourism and investment summit	19/03/2022	Not yet received	None	3,223.94	
7747	Tunimart travel agency	Accommodation for Mr B Gumede attending LED tourism and investment summit	29/03/2022	Not yet received	None	3,223.94	
7748	Tunimart travel agency	Accommodation for Mr R Mlotiwa, Mr N Dlamini and SH Milbeni attending LED tourism and investment summit	29/03/2022	Not yet received	None	9,671.83	
7809	Tunimart travel agency	Accommodation for Mr J Sondezi, Mr Phoswa and Mr S Radebe attending LED tourism and investment summit	29/03/2022	Not yet received	None	14,507.74	
7810	Tunimart travel agency	Accommodation for Mr SV Mgadi attending LED tourism and investment summit	29/03/2022	Not yet received	None	3,223.94	
7412	Tunimart travel agency	Accommodation for HR officer, and community officers programmes	22/03/2022	Not Yet received	None	10,504.00	
7625	Tunimart travel agency	Accommodation for community services officials attending strategic planning session	4/3/2022	14/03/2022	4,788.21	None	Submitted to expenditure
7626	Tunimart travel agency	Accommodation for Mr DB Gumede attending the organisational strategic planning	4/3/2022	14/03/2022	4,788.21	None	Submitted to expenditure
7627	Tunimart travel agency	Accommodation for Mr J Mazibuko and Mr S Gwaia attending the municipal strategic planning session	4/3/2022	14/03/2022	9,576.43	None	Submitted to expenditure
7628	Tunimart travel agency	Accommodation for Mr SV Mgadi, Mr Z Dlamini and Ms J Radebe attending municipal strategic planning session	4/3/2022	14/03/2022	14,364.64	None	Submitted to expenditure
7629	Tunimart travel agency	Accommodation for Mr KMB Mzimela, Mr P Mtungwa, Ms N Holwe Mr N Wela and Ms N Khuboni attending municipal strategic planning session	4/3/2022	14/03/2022	22,344.99	None	Submitted to expenditure

7636	Tunimart travel agency	Accommodation for Mr SA Radebe and Mr SP Ngcobo attending municipal strategic planning session	4/3/2022	14/03/2022	9,576.43	None	Submitted to expenditure
7637	Tunimart travel agency	Accommodation for Ms Z Mlata attending municipal strategic planning session	4/3/2022	14/03/2022	4,788.21	None	Submitted to expenditure
7632	Tunimart travel agency	Accommodation for Mr Dlamini attending the municipal strategic planning session	4/3/2022	14/03/2022	4,788.21	None	Submitted to expenditure
7486	Tunimart travel agency	Accommodation in creighton for Mr B Gumede	2/3/2022	8/3/2022	2,543.94	None	Submitted to expenditure
7644	Tunimart travel agency	Accommodation for mayor's bodyguards escorting the mayor to attend central drug authority meeting in Durban	11/3/2022	22/03/2022	2,099.08	None	Submitted to expenditure
7639	Tunimart travel agency	Accommodation for Mr B Gumede in Creighton	9/3/2022	15/03/2022	2,543.94	None	Submitted to expenditure
7638	Tunimart travel agency	Accommodation for Ms X Khumalo attending the provincial SDF and working session	9/3/2022	15/03/2022	1,597.72	None	Submitted to expenditure
7636	Tunimart travel agency	Accommodation for Mr J Sondezi and Mr Shabalala attending strategic planning session	4/3/2022	15/03/2022	9,576.43	None	Submitted to expenditure
7633	Tunimart travel agency	Accommodation for Mr W Dlamini attending the municipal strategic planning session	4/3/2022	15/03/2022	4,788.21	None	Submitted to expenditure
7621	Tunimart travel agency	Accommodation for Mr Mzimela and Mr Mtungwa attending the master class on financial viability of municipalities in Durban	3/3/2022	8/3/2022	3,533.94	None	Submitted to expenditure
7727	Tunimart travel agency	Accommodation for Mr B Gumede and Mr S Ngcobo attending strategic planning session	24/03/2022	28/03/2022	3,192.14	None	Submitted to expenditure
7725	Tunimart travel agency	Accommodation for Mr M Dlamini attending media hosting with ukhozi fm	23/03/2022	28/03/2022	3,613.94	None	Submitted to expenditure
7726	Tunimart travel agency	Lunch for bodyguards escorting their principals attending the strategic planning session	24/03/2022	28/03/2022	5,896.94	None	Submitted to expenditure
7663	Underberg and himbeville taxi owners association	12 taxis to transport ward committee members to attend ward committee orientation	28/03/2022	Not yet received	None	17,450.00	
7664	Bulwer and donnybrook taxi association	12 taxis to transport ward committee members to attend ward committee orientation	28/03/2022	Not yet received	None	29,000.00	
7724	Bulwer and donnybrook taxi association	2 taxis to transport farm dwellers attending human rights day	23/03/2022	Not yet received	None	8,500.00	
7600	Ikhenani lethu (pty)ltd	Drain and empty municipal septic tank at himbeville office	2/3/2022	Not yet received	None	12,500.00	
7599	Ikhenani lethu (pty)ltd	Drainage of municipal septic tank at underberg taxi rank	2/3/2022	Not yet received	None	15,000.00	
7723	Underberg and himbeville taxi owners association	Hire of 3 taxis for world TB dialogue	23/03/2022	30/03/2022	9,500.00	None	Submitted to expenditure

7663	Underberg and himeville taxi owners association	Hire of 12 taxis to transport ward committee members to attend ward committee orientation	28/03/2022	30/03/2022	17,450.00	None	Submitted to expenditure
7804	Underberg and himeville taxi owners association	Additional taxis to transport community members to attend ward committee election meeting in ward 2	2/3/2022	15/03/2022	3,000.00	None	Submitted to expenditure
7802	Underberg and himeville taxi owners association	Taxis to transport community members to attend ward committee election meeting at himeville	1/3/2022	15/03/2022	4,500.00	None	Submitted to expenditure
7634	Mkholwa transport and plant hire	Drainage of municipal septic tank at bulwer taxi rank	4/3/2022	7/3/2022	14,375.00	None	Submitted to expenditure

Date : 31/03/2022

Prepared by

Miss K Mbhele :

Reviewed by : TM Ngcobo

Approved by


Miss N holiwe :

REPORT ON OUTSTANDING INVOICES AND ORDERS
ONCE OFF SERVICES

ORDER NO	COMPANY NAME	DESCRIPTION	AMOUNT	ORDER ISSUED DATE	EXPECTED DELIVERY DATE	DEADLINE MET(YES/NO)	INVOICE DATE	INVOICED AMOUNT	OUTSTANDING INVOICE AMOUNT	STATUS OF INVOICE
7660	Amapheshiswa amahle trading and projects	Supply , delivery and installation of sign board in underberg and creighton	20,000.00	25/03/2022	7/4/2022	Yes	Not yet received	None	20,000.00	
7492	Aberkanyazi construction and kitchen	2 Pole tent for hire in creighton and 2 tables	2,000.00	11/3/2022	21/03/2022	Yes	Not yet received	2,000.00	None	Submitted to expenditure
7755	Anvision computers	Procurement of 2 backpacks and external hard drive for development and town planning officials	4,555.00	17/03/2022	7/4/2022	Yes	Not yet received	None	4,555.00	
7493	Department of health	medical services to provide 2 ambulances on sazi langa marabon	3,546.00	16/03/2022	21/03/2022	Yes	28/03/2022	3,546.00	None	Submitted to expenditure
7665	Ezakeva bhaca trading	Comedian to run programme during the networksession on the LED tourism investment summit 2022	15,000.00	29/03/2022	30/03/2022	Yes	31/03/2022	15,000.00	None	Submitted to expenditure
7656	Hlempulu group (pty)ltd	Branding of municipal vehicles that were that were recently bought	13,999.90	15/03/2022	31/03/2022	Yes	Not yet received	None	13,999.90	
7659	Hetca trading	Catering for people attending human rights day awareness campaign in himesville hall	27,500.00	23/03/2022	24/03/2022	Yes	Not yet received	None	27,500.00	
7760	Inwenhle trading	Performing artist to perform during LED tourism and investment summit	5,000.00	29/03/2022	30/03/2022	Yes	Not yet received	None	5,000.00	
7485	Imibali enhle investment	Procurement of 4 laptop bags for scm officials	4,170.00	23/3/2022	11/3/2022	Yes	Not yet received	None	4,170.00	
7668	Londani amangolo suppliers	Procurement of environmental management promotional material	25,800.00	29/03/2022	18/04/2022	Yes	Not yet received	None	25,800.00	
7762	Mowebenti projects	Procurement of disposable face masks for municipal workers and councillors	550.00	31/03/2022	6/3/2022	Yes	Not yet received	None	550.00	
7491	Mwara trees harvesting and other projects	Platters for Khat family who will be attending memorial service for Mr N Khathi	1,950.00	9/3/2022	10/3/2022	Yes	17/03/2022	1,950.00	None	Submitted to expenditure
7752	Nashua-earworks 266	Procurement of the amendments on national road traffics 93/96	4,973.12	16/03/2022	1/4/2022	Yes	Not yet received	None	4,973.18	
7761	Nashua-earworks 266	Supply and delivery of toners	3,439.65	29/03/2022	8/4/2022	Yes	Not yet received	None	3,439.65	
7494	NMI Influential group	Procurement of match ball for municipal soccer team	6,200.00	15/03/2022	24/03/2022	Yes	24/03/2022	6,200.00	None	Submitted to expenditure
7489	Palads signs	Procurement of banners for NIP 2/403	1,650.00	7/3/2022	22/03/2022	Yes	22/03/2022	1,650.00	None	Submitted to expenditure
7467	Palads signs	Branding of NIP 1890 with fire reflective branding	2,450.00	9/3/2022	18/04/22	Yes	Not yet received	None	2,450.00	
7758	Sulumane projects (pty)ltd	Procurement of bottled still water for clean up campaign	1,920.00	25/03/2022	30/03/2022	Yes	Not yet received	None	1,920.00	
7754	Shilo supplies (pty)ltd	Procurement of camera accessories	4,500.00	16/03/2022	1/4/2022	Yes	Not yet received	None	4,500.00	
7653	Svegujethu enterprise (pty)ltd	Procurement of inventories for municipal pound	8,456.62	15/03/2022	28/03/2022	Yes	Not yet received	None	8,456.62	
7665	Shemuntu and sons	Facilitator for 10 performing artists for readiness of studio recording for a period of 5 days	29,500.00	15/03/2022	21/03/2022	Yes	Not yet received	None	29,500.00	
7658	Themba lamastba trading	Catering for people attending world TB dialogue in ward 11	17,000.00	22/03/2022	23/03/2022	Yes	28/03/2022	17,000.00	None	Submitted to expenditure
7662	The and thus trading and project	Lunch for ward committee orientation meeting at Bulwer hall	14,400.00	28/03/2022	29/03/2022	Yes	Not yet received	None	14,400.00	
7751	Underberg forje	Procurement of nylon for brush cutters for all centres	1,413.35	16/03/2022	22/03/2022	Yes	22/03/2022	1,413.35	None	Submitted to expenditure
7484	Umtondo projects	Service and maintenance for SCBA electric compressor	9,195.00	1/3/2022	8/3/2022	Yes	Not yet received	None	9,195.00	
7658	Zelwande trading enterprise	Supply and delivery of SABS approved towing lods	29,940.00	2/3/2022	22/03/2022	Yes	Not yet received	None	29,940.00	
7753	Zungawothi trading and projects	Procurement of refreshments for Sazi Langa training marathon	11,799.00	16/03/2022	21/03/2022	Yes	28/03/2022	11,799.00	None	Submitted to expenditure

0000205

7756 Zungawoti trading and projects	Finger lunch for disaster management advisory and community safety meeting	2,590.00	22/03/2022	23/03/2022	Yes	24/03/2022	2,590.00	None	Submitted to expenditure
7651 2003 computers	Procurement of a new laptop for Mr. Gunede (ICT manager)	20,305.55	9/3/2022	24/03/2022	Yes	24/03/2022	20,305.55	None	Submitted to expenditure

Date : 31/03/2022
 Prepared by : 
 Miss K Mbhele :
 Reviewed by :
 Mr. TM Ngodho :
 Approved by :
 Miss N Holwe :

REPORT ON SUPPLY CHAIN MANAGEMENT FOR QUARTER THREE (JANUARY, FEBRUARY AND MARCH) 2021/2022 -DR NKOSAZANA DLAMINI ZUMA MUNICIPALITY

AUTHOR: CHIEF FINANCE OFFICER

(File Ref: Budget and Treasury Office)

1st Level : MANCO

2nd Level : Finance Committee

3rd Level : EXCO

4th Level : Council

PURPOSE OF REPORT

To present the Implementation of the Supply chain management policy to the Committee and Council

BACK GROUND

The Municipal Finance Management Act No 56, 2003 Chapter 11, the municipal supply chain management Regulation, as published in the Government Gazette on 30 May 2005 and the Supply Chain Management Policy as adopted by Council state that a report must be submitted within ten (10) working days of the end of each quarter to committees and council, in order to create a transparent image to all processes in the Supply Chain Management Division

LEGISLATIVE FRAMEWORK

- Constitution of Republic of South Africa, Act No 108 of 1996
- Municipal Finance Management Act, No 56 of 2003
- Board Based Black Economic Empowerment Amended Act, 2013 (Act Non.46 of 2013)
- Supply Chain Management policy

RANGE OF PROCUREMENT

- Orders up to the transaction value of R 1 to R 2000,00
- Three written or verbal quotation for procurement of a transaction value between R 2001 to R 10 000, 00.
- Three different written quotation for procurement between R 10 000, 01 to R 30 000, 00.
- Procurement above R 30 000,00 to R 200 000,00 – 3 written Quotation advertised on the Municipal website and Notice Board.
- Bids process for procurement above R 200 000,00

TABLE OF CONTENTS**INTRODUCTION****FUNCTIONING OF SCM UNIT**

DECLARATION OF INTEREST BY SCM PERSONNEL

ADEQUACY OF PERSONNEL WITH SCM

FUNCTIONING OF BID COMMITTEES MEETINGS

CONSTITUTION OF BID COMMITTEES

BID COMMITTEE MEMBERS DECLARATIONS

SECTION 114 APPROVAL OF TENDERS NOT RECOMMENDED**REGULATION 32.****REGULATION 36 DEVIATIONS.**

**REGULATION 45 AWARDS TO CLOSE FAMILY MEMBERS OF PERSONS IN THE
SERVICE OF THE STATE.**

QUOTATION AWARDED BETWEEN R 30 000,00 to R 200 000,00

SPEND ANALYSIS

BIDS AWARDED

BURIAL ASSISTANCE

CONTRACT MANAGEMENT**IRREGULAR EXPENDITURE****LEASE AGREEMENTS****FRUITLESS & WASTEFUL EXPENDITURE****UNAUTHORIZED EXPENDITURE****TRANSVERSAL CONTRACT**

INTRODUCTION

Regulation 6(3)(4) of the Municipal SCM Regulation requires that on a quarterly basis the accounting officer must submit to the Mayor a report on the implementation of the SCM Policy no later than 10 days after end of each quarter. Subsection 4 further states that the report must be made public in accordance with section 21A of the Municipal System Act.

FUNCTIONS OF THE SCM UNIT

DECLARATION OF INTEREST BY SCM PERSONNEL

All members of Bid Committees had signed declaration of interest and code of conducts.

ADEQUACY OF PERSONNEL WITHIN SCM

All SCM personal are competence and capable of performing their duties

FUNCTIONING OF BID COMMITTEES

CONSTITUTION OF BID COMMITTEES

The 3 bid committees namely the Bid Specifications Committee, Bid Evaluation and The Bid Adjudication Committee have been constituted adequately in line with the SCM regulation requirements.

BID COMMITTEE MEMBERS DECLARATIONS

Bid Evaluation and Adjudication Committee members declared their interest at every sitting of the committees held during the 3rd quarter and no conflicts of interest were recorded during discussions.

SECTION 114 APPROVAL OF TENDERS NOT RECOMMENDED

No awards were made to supplier other than the ones recommended.

REGULATION 32

Regulation 32(1) of the Municipal Supply Chain allows the accounting officer to procure goods or service for the Municipality or Municipal Entity under contract secured by another organ of state.

Date	Supplier	Details	Amount
No Regulation 32 in the last quarter	N/A	N/A	0,00

REGULATION 36 DEVIATIONS

Date	Supplier	Amount	Description	Reason for Deviation
26/01/2022	CMAM	R 4 950.00	Internal Audit manager to attend annual national LG Asset management indaba 2021 that will be held at Elangeni Hotel	Impractical to follow SCM process. CMAM/ LG Seta was the only company that was hosting national LG Asset management Indaba.
18/02/2022	Zeta Com Technology	R11,399.00	Repair and Maintenance of 6 laptop and 1 desktop	Request for quotations sent to service providers and majority of them responded and stated that they are unable to quote without physical assessment of the computers, therefore it was impossible to follow SCM processes
28/02/2022	Underberg and Himeville Taxi association	R3,000.00	3 taxis transport community attending ward committee election meeting Himeville	Impractical to follow the SCM process - Municipality has two taxi association Bulwer and Underberg
28/02/2022	Underberg and Himeville Taxi association	R3,000.00	2 taxis transport community attending ward committee election meeting Underberg	Impractical to follow the SCM process - Municipality has two taxi association Bulwer and Underberg
18/02/2022	Underberg and Himeville Taxi association	R7,500.00	4 taxis transport community attending ward committee election meeting Zidweni hall	Impractical to follow the SCM process - Municipality has two taxi association Bulwer and Underberg
08/02/2022	Underberg and Himeville Taxi association	R7,000.00	4 taxis transport community attending ward	Impractical to follow the SCM process - Municipality has two

			committee election meeting Zidweni hall	taxi association Bulwer and Underberg
28/02/2022	Underberg and Himeville Taxi association	R9,000.00	6 taxis transport community attending ward committee election meeting	Impractical to follow the SCM process - Municipality has two taxi association Bulwer and Underberg
	Donnybrook and Bulwer Taxi association	R36,000.00	12 x 15 seater to collect learners from ward 5 to ward 15 attending matric awards in Bulwer	Impractical to follow the SCM process - Municipality has two taxi association Bulwer and Underberg
	Donnybrook and Bulwer Taxi association	R78,000.00	52 x taxis from ward 05 to ward 15 transporting community members attending ward committee election	Impractical to follow the SCM process - Municipality has two taxi association Bulwer and Underberg
03/02/2022	Powervision Technologies	33,880.00	Hired of 29 tablets for Councillors for a period of 12 days	Emergency - hire of tablets for councilors from ICT company
1/3/2022	Unqondo Projects	R9,195.00	Service and maintenance for SCBA electric compressor	impractical to follow the SCM process - SCBA Eletrical compressor was bought from Unqondo Projects
22/03/2022	Undeberg and Himeville Taxi association	R9,500.00	3 taxis to transport community attending Human Rights Day	Impractical to follow the SCM process - Municipality has two taxi association Bulwer and Underberg
28/03/2022	Bulwer and Donnybrook Taxi Association	R29,000.00	12 taxis to transport ward committee members to attend ward committee orientation	Impractical to follow the SCM process - Municipality has two taxi association Bulwer and Underberg

28/03/2022	Undeberg and Himeville Taxi association	R17,450.00	12 taxis to transport ward committee members to attend ward committee orientation	Impractical to follow the SCM process - Municipality has two taxi association Bulwer and Underberg
23/03/2022	Bulwer and Donnybrook Taxi Association	R8,500.00	2 taxis to transport community attending Human Rights day	Impractical to follow the SCM process - Municipality has two taxi association Bulwer and Underberg
1/3/2022	SBS Electrical	R419,983.18	Maintenance and servicing of 104 existing air conditioners and Supply and installation of 14 new air conditioners	Project was advertised more than 3 time without success, deviation process was recommended for this project.
TOTAL		R 731 457.18		

REGULATION 45 AWARDS TO CLOSE FAMILY MEMBERS OF PERSONS IN THE SERVICE OF THE STATE

Name of the entity for family member	Capacity	Name of the connected person	Amount	Company Awarded	Description of work

QUOTATION AWARDED BETWEEN R 30 000,01 – R 200 000,00

BIDDERS NAME	DESCRIPTION	AMOUNT ®
Hlumi and Azie	Supply of 140 gift vouchers for back to school uniforms.	R 94,500.00
Abenkanyezi Construction and kitchen	Supply and delivery of dictionaries	R 43,980.00
Eyesizukulwane Trading (pty) Ltd	Construction of two septic tanks	R 199,930.60
Ntshengula Trading enterprise (Pty) Ltd	Supply and delivery of Garden furniture for the parks	R 74,400.00
Nqolobane technologies	Supply and delivery of Anti-virus	R 69,000.00
Mtwanas Trading	Supply and delivery of body make-up	R 59,500.00
Mtwanas Trading	Supply and delivery of drone	R 39,800.00
Dzivi Trading	Supply, Delivery and Installation of Network Point and WIFI Access Points	R 83,000.00
Jambo Holdings (Pty) Ltd	Supply, Delivery and Installation of PWBS Office Equipment	R 95,565.00
Langelihle General trading	Supply and delivery of mobile kitchen	R 77,865.96
Mathutha Trading Enterprise PTY LTD	Supply and delivery of Agricultural Equipment	R184,100.00
Zamsiba Development Consultants	Service Provider to Conduct Ward Committee Induction	R165,000.00
RLS Consulting (PTY) LTD	Service provider to conduct feasibility study and business plan of a fresh produce market	R179,860.00
Hlumi and Azie trading	Construction of cemetery driveway paving	R123,692.00
TOTAL		R1 490'193.56

SPEND ANALYSIS

MONTH	January	February	March	Total for the Quarter	%Spend contribution
Petty Cash from R0,00 but below R 2000,00	R5 517,92	R11 354,24	R10 589,86	R27 462,02	0,08%
Verbal or Written Quotations	R 32 109,90	R 18 780,00		R50 889,90	0,16%
Formal Written quotation	R 675 579,66	R599 136,07	R 365 301,24	R1 640 016,97	5,16%
Contracted Services (Once Off)		R 189 631,19	R 1 507 350,91	R1 696 982,10	5,34%
Quotation Above 30k	R 837 541,56	R 0,00	R 652 652,00	R1 490 193,56	4,69%
Tender	R 19 774 366,15	R 491 920,80	R 2 300 000,00	R22 566'286.95	71.02%
Petrol orders	R 16 000,00	R 15 700,00	R 16 000,00	R47 700.00	0,15%
Funeral Orders	R 6 000,00	R 6000,00	R 16 500,00	R28 500.00	0,08%
Irregular Expenditure	R0,00	R0,00	R0,00	R0,00	0%
Fruitless & Wasteful Expenditure	R0,00	R 3 482,96	R0,00	R 3 482,96	0.01%
Unauthorised Expenditure	R0,00	R0,00	R0,00	R0,00	0%
Deviations	R4 950,00	R 188 779,00	R 493 628,18	R687 357.18	2.16%
Transversal Contract	R 0,00	R 30 190,00	R 0,00	R 30 190,00	0.09%
Panel / Contracted	R 2 884 443,80	R 559 068,75	R 55675,00	R3 499 187.55	11.01%
Totals	24 236 508.99	2 114 043.01	5 408 197.19	R31 768 249.19	100%

BIDS AWARDS ABOVE R 200 000,01

LENGTH OF TIME FOR TENDER	APPOINTMENT DATE	CLOSING DATE OF ADVERT	BIDDERS NAME	DESCRIPTION	AMOUNT	BBEE POINTS CLAIMED
				Construction of Municipal emergency service centre	R 19 774 366.15	20 Points
103 days	25/02/2022	20/09/2021	Majiki Construction Powervision Technology	Hosting of emails and website for a period of years.	R 491 920.80	20 Points
110 days	23/03/2022	03/09/2021	Mantungu Trading and Projects	Supply and delivery of Ride-on Mowers and Brushcutters.	R 700 000.00	20 Points
103 days	28/03/2022	18/10/2021	Mbhuze Supplier CC	Supply and Installation of 60 Ton weighbridge	R 1 600.000.00	20 Points
TOTAL					R 22 566 286.95	

0000214

BURIAL ASSISTANCE ORDERS FOR THE PERIOD OF JANUARY, FEBRUARY AND MARCH 2022

Order No.	FAMILY	WD1	WD2	WD3	WD4	WD5	WD6	WD7	WD8	WD9	WD10	WD11	WD12	WD13	WD14	WD15
7345	Mlonzi	0	0	0	1500	0	0	0	0	0	0	0	0	0	0	0
7347	Tenza	0	0	0	0	0	0	0	0	0	0	0	0	0	1500	0
7346	Molefe	0	0	0	0	0	0	0	0	0	0	0	0	1500	0	0
7349	Zondo	0	0	0	0	0	0	0	0	0	1500	0	0	0	0	0
7389	Vunandlala	0	0	0	0	0	0	0	0	0	1500	0	0	0	0	0
7609	Sithole	0	0	0	0	0	0	0	0	1500	0	0	0	0	0	0
7733	Mbuyisela	0	0	0	0	0	0	0	0	0	0	0	0	0	1500	0
7722	Mncwabe	0	0	0	0	0	0	0	1500	0	0	0	0	0	0	0
7729	Dlamini	0	0	0	0	0	0	0	0	1500	0	0	0	0	0	0
7730	Mbambo	0	0	0	0	0	0	0	0	1500	0	0	0	0	0	0
7640	Nyide	0	0	0	0	0	1500	0	0	1500	0	0	0	0	0	0
7490	Ngubo	0	0	0	0	0	0	0	0	0	0	0	0	0	0	0
7641	Mncwabe	0	0	0	0	0	0	1500	0	0	0	0	0	0	0	0
7642	Zuma	0	0	0	0	0	0	0	0	1500	0	0	0	0	0	0
7728	Shezi	0	0	0	0	0	0	0	0	0	0	0	0	1500	0	0
7763	Shozi	0	0	0	0	0	0	0	1500	0	0	0	0	0	0	0
7733	Mdladla	0	0	0	0	0	0	0	0	0	0	0	0	0	1500	0
Total		<u>0</u>	<u>0</u>	<u>0</u>	<u>1500</u>	<u>0</u>	<u>1500</u>	<u>1500</u>	<u>3000</u>	<u>7 500</u>	<u>3000</u>	<u>0</u>	<u>0</u>	<u>3000</u>	<u>4 500</u>	<u>0</u>

CONTRACTS MANAGEMENT**New Contract in the 03rd Quarter**

Service Provider	Description	Duration of contract
Power vision Technology	Hosting of emails and website for the period of 3 years.	3 Years

IRREGULAR EXPENDITURE

Service Provider	Name of project	Amount	Reason for Irregular
		R 0,00	

LEASE AGREEMENT

No lease agreement on the 03rd quarter

FRUITLESS & WASTEFUL EXPENDITURE

Service Provider	Name of project	Amount	Reason
Eskom	Interest charge from Eskom	R 3 482,96	Interest charge from Eskom
Total Amount		R 3 482,96	

UNAUTHORIZED EXPENDITURE

No unauthorised expenditure on the 3rd quarter

TRANSVERSAL CONTRACT

Service Provider	Name of project	Amount
Mobile Telephone Networks	Procurement of cell phones for officials, Senior Management middle Management and PAs	R30 190,00
Total		R 30 190,00

DATABASE REGISTRATION

The Municipality is using Central Supplier Database as per the instruction of National Treasury.

RECOMMENDATIONS

That this report to be noted by Committee and council.

MONTHLY REPORT ON THE CONTRACT MANAGEMENT AS AT 31 MARCH 2022

BUDGET AND TREASURY OFFICE

(File Ref): Finance Department

1st Level: MANCO

2nd Level: Finance Committee

3rd Level: EXCO

4th Level: Council

PURPOSE

The purpose of this report is to comply with section 116 of the Municipal Finance Management Act No. 56 of 2003 (MFMA) and the requirements as promulgated in the Contract Management Framework.

STRATEGIC OBJECTIVE

To ensure good governance, financial viability and optimal institutional transformation with capacity to execute its mandate.”

LEGISLATIVE FRAMEWORK

In terms of section 116 of the MFMA:

(1) A contract or agreement procured through the supply chain management system of a municipality or municipal entity must-

(a) be in writing;

(b) stipulate the terms and conditions of the contract or agreement, which must include provisions providing for-

(i) the termination of the contract or agreement in the case of non- or under-performance

(ii) dispute resolution mechanisms to settle disputes between the parties;

(iii) a periodic review of the contract or agreement once every three years in the case of a contract or agreement for longer than three years; and

(iv) any other matters that may be prescribed.

(2) The accounting officer of a municipality or municipal entity must-

(a) take all reasonable steps to ensure that a contract or agreement procured through the supply chain management policy of the municipality or municipal entity is properly enforced;

(b) monitor on a monthly basis the performance of the contractor under the contract or agreement;

RECOMMENDATIONS

- (1) That, in compliance with, Section 116 of the MFMA and Contract Management Framework, the report be noted by Council Committees.

SOFT PROJECTS CONTRACT MANAGEMENT REPORT AS AT 31 MARCH 2022

NAME OF BIDDER EVALUATION PROPERTY INTELLIGENCE	PROJECT/SERVICE	DEPARTMENT	CONTRACT VALUE	PAYMENTS	START DATE	INITIAL END DATE	NEW END DATE	SERVICE PROVIDER PERFORMA NCE	COMMENTS
	GENERAL EVALUATION ROLL	BUDGET AND TREASURY OFFICE	R 2 825 225.65	R 2 269 920.45	01/07/2017	30/06/2022		GOOD	
KONICA MINOLTA AFRICA	SUPPLY AND DELIVERY OF PRINTERS AND PHOTOCOPYING MACHINES (RENTAL)	CORPORATE SERVICES	R 1 764 915.43	R 1 688 322.01	2018/11/06	10/06/2021	30/05/2022	GOOD	
KONICA MINOLTA AFRICA	SUPPLY AND DELIVERY OF PRINTERS AND PHOTOCOPYING MACHINES (USAGE)	CORPORATE SERVICES	BASED ON THE THE APPROVED RATE	R 1 078 011.99	11/06/2018	10/06/2021	30/05/2022	GOOD	
ENVIROSERVE	REFUSE REMOVAL	PUBLIC WORKS AND BASIC SERVICES	BASED ON APPROVED RATE of R26 545.90	R 2 744 378.24	01/06/2020	31/05/2023		GOOD	
NASHUA	TELEPHONE	CORPORATE SERVICES	R 1 156 446.60	R 1 156 446.60	03/08/2018	03/09/2021	31/08/2022	GOOD	> VARIATION ORDER OF R123993 FOR THE PHONES AT BULWER CSC. R139 041.60 for the extension of time. The contract has been extended further for a period of 6 Moths.
POWERVISION	ICT SERVICES	CORPORATE SERVICES	R 1 582 468.66	R 1 582 468.66	08/08/2018	30/03/2021	31/05/2022	GOOD	This contract was extended on a month-to-month basis and it was terminated by end of March since the new service provider has been appointed and will be commencing as from the 1st April 2022.
GREENDOOR LANDSCOPE	PROVISION OF HORTICULTURAL SERVICES	PUBLIC WORKS AND BASIC SERVICES	R 1 005 243.75	R 767 103.80	05/12/2019	08/12/2022		GOOD	ADDITIONAL AMOUNT IS FOR VAT AS THE SUPPLY HAS REGISTERED AS A VAT VENDOR
MATHUTHA TRADING	SUPPLY AND DELIVERY OF CLEANING MATERIAL	CORPORATE SERVICES	Based on the approved rate of R18 630 inclusive all cleaning material for a quantity of one each.	R 800 370.00	16/03/2020	15/03/2023		GOOD	
WELCONY INVESTMENTS	SUPPLY AND DELIVERY OF REFUSE BAGS	PUBLIC WORKS AND BASIC SERVICES	Based on the approved rate of R13.62 for different colors and sizes of bags	R 783 710.70	17/03/2020	18/03/2023		GOOD	
MC NITSHALINTSHALI	PANEL OF ATTORNEYS	BUDGET AND TREASURY OFFICE	It based on the approved rate of of R1 200.00 per hour	R 989 432.37	01/10/2019	30/09/2022		GOOD	
MATHEW FRANCIS	PANEL OF ATTORNEYS	BUDGET AND TREASURY OFFICE	It based on the approved rate of of R1 200.00 per hour	R 1 018 853.17	01/10/2019	30/09/2022		GOOD	
TURNIMART	TRAVEL AGENT	CORPORATE SERVICES	It is based on the approved rate as follows: Year one R1 233.32, Year two R1 316.94 and year three R1 411.97 and that's include accommodation, car hire, airtravel and conference facilities.	R 4 251 968.00	1/02/2020	31/11/2023		GOOD	

NAME OF BIDDER	PROJECT/SERVICE	DEPARTMENT	CONTRACT VALUE	PAYMENTS	START DATE	INITIAL END DATE	NEW END DATE	SERVICE PROVIDER PERFORMANCE	COMMENTS
FAST MOVING TRADING 1/a FMT DATA	VERIFICATION OF INDIGENT LISTING	BTO	R 422 866,50	R 146 676,75	18/09/2020	17/09/2023		GOOD	
BPG MASS APPRAISALS	GENERAL VALUATION AND PREPARATION OF VALUATION ROLL FOR IMPLEMENTATION 1 JULY 2022	BUDGET & TREASURY OFFICE	R 1 802 595,00	R 1 106 812,72	26/05/2021	30/06/2027		GOOD	
ZAGEN ACTUARIES (PTY) LTD	PROVISION OF ACTUARIAL VALUATION OF LONG SERVICE AWARDS LIABILITY, POST EMPLOYMENT MEDICAL AID BENEFITS LIABILITY, BULWER AND CREIGHTON LANDFILL SITES REHABILITATION AND CLOSURE	BUDGET & TREASURY OFFICE	R 269 100,00	R 86 250,00	01/06/2021	31/05/2024		GOOD	
MHLONGO TRANSCOIN SECURITY	PROVISION OF SECURITY SERVICES	CORPORATE SERVICES	R 10 517 963,00	R 9 492 514,30	01/08/2021	30/10/2021	31/04/2022	GOOD	The contract was advertised and it went up to the final stage but due to financial constraints it was resolved by the municipality must do a re-advert with a new specification. Hence it has extended further for a period of three months to acquire a new service provider
AYANDA MBANGA COMMUNICATIONS	PROVISION OF ADVERTISING SERVICES	PWBS	IT IS BASED ON THE APPROVED RATE OF R3 465,09	R 345 576,36	01/07/2021	30/06/2024		GOOD	
RUSBRO ENGINEERING WORKS (PTY) LTD	COMMUNITY & SOCIAL SERVICES	CALIBRATION OF ALCOHOL BREATHALYZERS	R 51 387,75	R 31 050,00	01/08/2021	31/07/2024		GOOD	
MAMADI AND COMPANY SA(PTY) LTD	ENVIRONMENTAL CONSULTANTS TO RENDER PROFESSIONAL ENVIRONMENTAL MANAGEMENT SERVICES FOR DIR NDZ MUNICIPALITY	PWBS	IT IS BASED ON THE APPROVED RATE	R -	21/09/2021	20/09/2024		N/A	
SINOHYDRO CONSULTANTS (PTY) LTD	ENVIRONMENTAL CONSULTANTS TO RENDER PROFESSIONAL ENVIRONMENTAL MANAGEMENT SERVICES FOR DIR NDZ MUNICIPALITY	PWBS	IT IS BASED ON THE APPROVED RATE	R 272 901,11	21/09/2021	20/09/2024		GOOD	
KEMBAL TRADING (PTY) LTD	PANEL OF 5 SERVICE PROVIDERS FOR MAINTENANCE AND NEW INSTALLATION OF MUNICIPAL BUILDING ELECTRICAL WORKS	PWBS	IT IS BASED ON THE APPROVED RATE OF R5 427,00 FOR THE ENTIRE 3 YEARS	R 38 756,30	27/10/2021	26/10/2024		GOOD	
DOUBLE OPTION INVESTMENTS (PTY) LTD	PANEL OF 5 SERVICE PROVIDERS FOR MAINTENANCE AND NEW INSTALLATION OF MUNICIPAL BUILDING ELECTRICAL WORKS	PWBS	IT IS BASED ON THE APPROVED RATE OF R113 981,32 FOR THE ENTIRE 3 YEARS	R -	27/10/2021	26/10/2024		N/A	
TPA CONSULTING CC	PANEL OF 5 SERVICE PROVIDERS FOR THE PROJECT MANAGEMENT OF CAPITAL PROJECTS	PWBS	IT IS BASED ON THE APPROVED RATE OF 11% FOR THE WHOLE PERIOD	R -	12/10/2021	11/10/2024		N/A	
FMA ENGINEERS PTY LTD	PANEL OF 5 SERVICE PROVIDERS FOR THE PROJECT MANAGEMENT OF CAPITAL PROJECTS	PWBS	IT IS BASED ON THE APPROVED RATE OF 8% IN YEAR 1, 10% IN YEAR 2 AND YEAR 3.	R -	12/10/2021	11/10/2024		N/A	
MASAKHEKULUNGE PROJECT MANAGERS AND CONSULTANTS	PANEL OF 5 SERVICE PROVIDERS FOR THE PROJECT MANAGEMENT OF CAPITAL PROJECTS	PWBS	IT IS BASED ON THE APPROVED RATE OF 12% FOR THE WHOLE PERIOD	R -	12/10/2021	11/10/2024		N/A	
SHARDESH SEWLA AND ASSOCIATES CC	PANEL OF 5 SERVICE PROVIDERS FOR THE PROJECT MANAGEMENT OF CAPITAL PROJECTS	PWBS	IT IS BASED ON THE APPROVED RATE OF 8.5% FOR THE WHOLE PERIOD	R -	12/10/2021	11/10/2024		N/A	

NAME OF BIDDER	PROJECT/SERVICE	DEPARTMENT	CONTRACT VALUE	PAYMENTS	START DATE	INITIAL END DATE	NEW END DATE	SERVICE PROVIDER PERFORMANCE	COMMENTS
DELCO DISTRIBUTERS	PANEL OF 3 SERVICE PROVIDERS FOR THE SUPPLY AND DELIVERY OF DISASTER RELIEF MATERIAL EMERGENCY FOOD PARCEL	COMM	IT IS BASED ON THE APPROVED RATE OF R1 571.82	R -	10/11/2021	09/11/2024		N/A	
KFC ENGINEERS & INDUSTRIAL SUPPLIES	PANEL OF 3 SERVICE PROVIDERS FOR THE SUPPLY AND DELIVERY OF DISASTER RELIEF MATERIAL EMERGENCY FOOD PARCEL	COMM	IT IS BASED ON THE APPROVED RATE OF R1 080.24	R -	10/11/2021	09/11/2024		N/A	
MASIBONISANENSONKE TRADING AND PROJECTS	PANEL OF 3 SERVICE PROVIDERS FOR THE SUPPLY AND DELIVERY OF DISASTER RELIEF MATERIAL	COMM	IT IS BASED ON THE APPROVED RATE OF R9 700.00	R -	10/11/2021	09/11/2024		N/A	
EYESIZUKULWANE TRADING (PTY) LTD	PANEL OF 5 SERVICE PROVIDERS TO SUPPLY AND DELIVERY OF PROTECTIVE CLOTHING	PWBS	IT IS BASED ON THE APPROVED RATE OF R45 300.00	R 715 490.00	04/11/2021	04/11/2024		N/A	
VANMARK RESOURCES (PTY) LTD	SUPPLY AND DELIVERY OF STATIONERY	CORP	IT IS BASED ON THE APPROVED RATE OF R14 765.85 INCLUDING ALL ITEMS	R 93 581.25	29/11/2021	28/11/2024		GOOD	
NUD TOWING AND RECOVERY (PTY) LTD	PANEL OF FIVE SERVICE PROVIDERS TO PROVIDE TOWING SERVICES	COMM	IT IS BASED ON THE APPROVED RATE OF R2 557.50	R -	19/05/2021	18/05/2024		N/A	
ISIBUKO DEVELOPMENT PLANNERS	PANNEL OF 6 TOWN PLANNING CONSULTANTS TO PROVIDE TOWN PLANNING SERVICES	PWBS	IT IS BASED ON THE RATE PER HOUR OF R 6857.50 FOR ALL DIFFERENT DISCRPTION	R 80 000.07	2021/01/07	30/06/2024		GOOD	
ZIPHELELE PLANNING AND ENVIRONMENTAL CONSULTANCY	PANNEL OF 6 TOWN PLANNING CONSULTANTS TO PROVIDE TOWN PLANNING SERVICES	PWBS	IT IS BASED ON THE RATE PER HOUR OF R 5 922.50 FOR ALL DIFFERENT DISCRPTION	R 295 903.96	2021/01/07	30/06/2024		GOOD	
POWERVISION	ICT SERVICES	CORP	R 491 920.80	R -	2022/01/04	31/03/2025		N/A	

HARD AND CAPITAL PROJECT CONTRACT MANAGEMENT REPORT AS AT 31 MARCH 2022

NAME OF BIDDER	PROJECT/SERVICE	DEPARTMENT	CONTRACT VALUE	PAYMENTS	START DATE	INITIAL END DATE	NEW END DATE	SERVICE PROVIDER PERFORMANCE	COMMENTS
KERUSH	CONSTRUCTION OF PLANT HIRE	PWBS	It is based on the approved rate of R32 470,25 for all types of plant.	R 5 330 105,00	28/01/2020	27/01/2023		GOOD	
CONAN	CONSTRUCTION OF PLANT HIRE	PWBS	It is based on the approved rate of R32 936 for different types of plant.	R 4 880 363,10	28/01/2020	27/01/2023		GOOD	
MAJIKI CONSTRUCTION	CONSTRUCTION OF UNDERBERG TOWN HALL PHASE 1 IN WARD 3	PWBS	R 11 781 836,07	R 10 651 902,45	11/05/2021	11/01/2022	06/04/2022	GOOD	The amount of R1 613 685,28 for the Variation Order due to 1.Changes of the original proposed site 1. Site establishment and de-establishment from the old site. The contract has been extended for a period of 3 months due to abnormal climate weather conditions and closure during public holidays
IKHENANI LETHU (PTY) LTD	SERVICE PROVIDER TO PROVIDE HONEY SUCKING SERVICES AND HIGH PRESSURE WATER JETTING SERVICES	PWBS	It is based on the approved rates as follows: Honey sucking service per load starts from R1 800 and high pressure jetting cleaning of lines, Sewer line rate per hour R490,00 and storm water drain rate per hour is R510,00	R 189 760,00	13/10/2020	13/10/2023		GOOD	
MKHOHLWA IT SERVICES t/a MKHOLWA TRANSPORT AND PLANT HIRE	SERVICE PROVIDERS TO PROVIDE HONEY SUCKING SERVICES AND HIGH PRESSURE WATER JETTING	PWBS	It is based on the approved rates as follows: Honey sucking service per load starts from R1 800 and high pressure jetting cleaning of lines, Sewer line rate per hour R490,00 and storm water drain rate per hour is R510,00	R 106 375,00	13/10/2020	13/10/2023		GOOD	
SHUMUNTU AND SON'S (PTY) LTD	SERVICE PROVIDERS TO PROVIDE HONEY SUCKING SERVICES AND HIGH PRESSURE WATER JETTING	PWBS	It is based on the approved rates as follows: Honey sucking service per load starts from R1 800 and high pressure jetting cleaning of lines, Sewer line rate per hour R490,00 and storm water drain rate per hour is R510,00	R 199 725,00	13/10/2020	13/10/2023		GOOD	
B&B TRANSPORT & PLANT HIRE	PANEL OF 5 SERVICE PROVIDERS FOR THE HIRE OF CONSTRUCTION PLANT FOR 36 MONTHS	PWBS	It is based on the approved rates of R39 186,25 for all the following plant and equipment: Grader, TLB, Excavator, Roller, Tipper truck and Water cart per day/ per Km	R 5 784 588,85	14/10/2019	13/10/2022		GOOD	
MAGUBANE PLANT & CONSTRUCTION	PANEL OF 5 SERVICE PROVIDERS FOR THE HIRE OF CONSTRUCTION PLANT FOR 36 MONTHS	PWBS	It is based on the approved rates of R64 779,50 for all the following plant and equipment: Grader, TLB, Excavator, Roller, Tipper truck and Water cart per day/ per Km	R 16 589 425,57	14/10/2019	13/10/2022		GOOD	
FYNNS CONSTRUCTION AND DEVELOPMENT	PANEL OF SIX SERVICE PROVIDER FOR HIRE OF CONSTRUCTION PLANT TO SERVICE THE MUNICIPALITY	PWBS	It is based on the approved rate of R59 167,50 and that includes different types of plant	R 13 733 050,79	04/02/2020	28/02/2023		GOOD	
SSR SECURITY T/A MAHLUBI TRANSPORT AND PLANT HIRE	PANEL OF SIX SERVICE PROVIDER FOR HIRE OF CONSTRUCTION PLANT TO SERVICE THE MUNICIPALITY	PWBS	It is based on the approved rate of R32 722,10 and that includes different types of plant	R 6 741 450,08	04/02/2020	28/02/2023		GOOD	

NAME OF BIDDER	PROJECT/SERVICE	DEPARTMENT	CONTRACT VALUE	PAYMENTS	START DATE	INITIAL END DATE	NEW END DATE	SERVICE PROVIDER PERFORMANCE	COMMENTS
SIBANI DROUP JV STOYI CONSULTING	DESIGN, OVERSEE AND IMPLEMENT UPGRADE OF UNDERBERG TOWN PHASE 1 USING TURNKEY STRATEGY	PWBS	R 5 743 100,00	R 3 785 685,30	04/02/2021	24/06/2021	31/03/2022	FAIR	Service provider has applied for another extension of time for a period of 1 month and 10 days. At first, The project delayed to commence by 4 months due to delays in getting the performance guarantee from other stakeholders as well as the national arrests also contributed in the delays after the construction has started during september and october the construction was delayed by weather forecast (rain), hence it was extended further for a period of 3 months and 3 weeks.
IX ENGINEERS (PTY) LTD	CONSULTANT FOR ACCESS ROAD MIG PROJECTS	PWBS	R8 245 132,02 (9% of the MIG allocation)	R 3 702 518,36	01/05/2018	31/04/2021	30/10/2021	GOOD	Contract was ending in October 2021 and there are projects that are already started under this contract which were appointed towards the end of the contract has been extended further for a period of 11 months to finish up these contracts
MASAKHEKULUNGE PROJECT MANAGERS	CONSULTANT FOR SPORTFIELD MIG PROJECTS	PWBS	R10 993 509,36 (12% of the MIG allocation)	R 6 491 011,05	01/05/2018	31/04/2021	30/10/2021	GOOD	Contract was ending in October 2021 and there are projects that are already started under this contract which were appointed towards the end of the contract has been extended further for a period of 11 months to finish up these contracts
MGAMULE CONSULTING ENGINEERS	PROJECT MANAGEMENT FOR HALLS MIG PROJECTS	PWBS	R8 534 782,02 (10% in the first year and 9% in the second & third year of the MIG allocation)	R 3 210 127,09	01/05/2018	31/04/2021	30/10/2021	GOOD	Contract was ending in October 2021 and there are projects that are already started under this contract which were appointed towards the end of the contract has been extended further for a period of 11 months to finish up these contracts
MANTANGU TRADING AND PROJECTS	PANEL OF FIVE SERVICE PROVIDERS TO SUPPLY AND DELIVERY OF BRANDED CHAIRS AND FOLDING TABLES FOR A PERIOD OF ONE YEAR	PWBS	58.500,00	R -	2021/01/07	30/06/2022		N/A	
MATHATHU TRADING AND ENTERPRISE	PANEL OF FIVE SERVICE PROVIDERS TO SUPPLY AND DELIVERY OF BRANDED CHAIRS AND FOLDING TABLES FOR A PERIOD OF ONE YEAR	PWBS	58.500,01	R -	2021/01/08	30/06/2023		N/A	
SIPHO-GLAD CONSTRUCTION JV RCN CONSULTANTA	DESIGN, OVERSEE AND IMPLEMENT CREIGHTON ROAD ASPHALT PHASE 6 USING TURNKEY STRATEGY	PWBS	R 4 098 000,00	R 3 250 016,14	17/08/2021	28/02/2022	10/05/2022	GOOD	Variation order of R787 546,83 is for addition for scope of work due to poor founding condition and underground seepage. The extension of time has been approved due to the additional scope of work. Rainage days, as well as closure for public holidays for up to a maximum deadline of 71 days from the 1st March 2022 to 10th May 2022 to complete all outstanding work.
IGODA PROJECTS (PTY) LTD	A PANEL OF 4 (FOUR) ELECTRICAL SERVICE PROVIDERS TO DESIGN AND IMPLEMENT ELECTRIFICATION PROJECTS FOR A PERIOD OF 3 YEARS IN PHASES USING TURNKEY STRATEGY	PWBS	IT IS BASED ON THE APPROVED RATE	R 1 941 161,70	13/09/2021	12/09/2024		GOOD	
SPLENDA NKOVENI ELECTRICAL JV	A PANEL OF 4 (FOUR) ELECTRICAL SERVICE PROVIDERS TO DESIGN AND IMPLEMENT ELECTRIFICATION PROJECTS FOR A PERIOD OF 3 YEARS IN PHASES USING TURNKEY STRATEGY	PWBS	IT IS BASED ON THE APPROVED RATE	R 2 370 416,43	13/09/2021	12/09/2024		GOOD	
BG MAZONGOLO CONSTRUCTION	CONSTRUCTION OF LUBOVANA COMMUNITY CRECHE IN WARD 12	PWBS	R 1 687 764,27	R 1 341 966,94	05/10/2021	05/04/2022		GOOD	
BG MAZONGOLO CONSTRUCTION	CONSTRUCTION OF CABAZI COMMUNITY HALL	PWBS	R 2 424 183,85	R 1 504 016,81	05/10/2021	05/04/2022		GOOD	
LEMALWA TRADING (PTY) LTD	CONSTRUCTION OF CREIGHTON SPORT CENTRE	PWBS	R 7 903 918,43	R 4 794 346,89	08/11/2021	08/06/2022		GOOD	
BG MAZONGOLO CONSTRUCTION	CONSTRUCTION OF NDODENI COMMUNITY HALL IN WARD 5	PWBS	R 2 474 391,70	R 1 549 202,59	15/11/2021	10/06/2022		GOOD	
BG MAZONGOLO CONSTRUCTION	CONSTRUCTION OF SOPHOLILE COMMUNITY CRECHE IN WARD 9	PWBS	R 1 687 226,64	R 1 340 795,45	15/11/2021	10/06/2022		GOOD	

NAME OF BIDDER	PROJECT/SERVICE	DEPARTMENT	CONTRACT VALUE	PAYMENTS	START DATE	INITIAL END DATE	NEW END DATE	SERVICE PROVIDER PERFORMANCE	COMMENTS
KHWEZI AND SAMKELO PTY LTD	RENOVATION OF MANGWANENI COMMUNITY HALL	PWBS	R 283 969.50	R 279 271.00	16/11/2021	28/02/2022		GOOD	The project is practical complete.
KHWEZI AND SAMKELO PTY LTD	RENOVATION OF MAHWAGA COMMUNITY HALL	PWBS	R 375 589.50	R 356 810.03	16/11/2021	28/02/2022		GOOD	The project is practical complete.
KHWEZI AND SAMKELO PTY LTD	RENOVATION OF NGUDWINI COMMUNITY HALL	PWBS	R 405 669.00	R 385 385.00	16/11/2021	28/02/2022		GOOD	The project is practical complete.
NGENZKILE CONSTRUCTION AND PROJECTS	RENOVATION OF CREIGHTON MAIN BUILDING	PWBS	R 384 604.00	R 365 373.80	16/11/2021	28/02/2022		GOOD	The project is practical complete.
NTSHENGULA TRADING	SUPPLY AND DELIVERY OF SKIP BIN	PWBS	R 455 193.00	R 455 193.00	08/12/2021	07/03/2022		GOOD	
SHEARER GROUP	CONSTRUCTION OF SDANGENI BRIDGE	PWBS	R 4 295 082.00	R 786 689.00	17/01/2022	17/09/2022		GOOD	
NTANDO COMPANY AND TRADING	RENOVATION OF MWANENI COMMUNITY HALL	PWBS	R 474 265.00	R 225 275.00	15/02/2022	28/05/2022		GOOD	
LANREC (PTY) LTD	CONSTRUCTION OF THREE GUARD HOUSE	PWBS	R 140 400.00	R 44 460.00	2021/09/11	2022/09/03		GOOD	The project is completed and payment will be made in April 2022
MAJIKI CONSTRUCTION	CONSTRUCTION OF DR NDZ EMERGENCY SERVICE CENTRE	PWBS	R 19 774 366.15	R -	23/02/2022	30/09/2022		N/A	

Prepared by:

N. Xaba

Signature:



Date:

06/04/2022

Reviewed by:

N. Holiwe

Signature:



Date:

09/04/2022



Report to National Treasury on Awards More than R100 000	
Thursday, 31 March 2022	
NAME OF BIDDER	PROJECT/SERVICE
POWERVISION TECHNOLOGIES	HOSTING OF EMAILS AND WEBSITE FOR A PERIOD OF 3 YEARS
BID NUMBER	CONTRACT VALUE
CORP-B044/20/21	R 491 920,20

Prepared by: B. V. Dlamini

Signature: [Signature]

Date: 06/03/2022

Reviewed by: N. Daba

Signature: [Signature]

Date: 06/03/2022

0000226

REPORT ON FLEET MANAGEMENT FOR MONTH ENDING MARCH 2022

AUTHOR: Chief financial officer
(File Ref :) Finance Department

1st Level Manco
2nd level: FINANCE
3rd level: EXCO
4th level: COUNCIL

PURPOSE

To inform the Committees and Council about fleet management of the municipality

LEGAL/STATUTORY REQUIREMENTS

Municipal Systems Act 32 of 2000, Municipal Fleet Management Policy & MFMA

BACKGROUND AND REASONING

- Vehicle NIX 11791 registration number changed to NIP 1796.
- NIP 2964 Skip truck have started working and due to wide area it covers it consumed more fuel
- NIP 2399, NIP 1721, NIP 2402(Plant) & NIP 2403 gone for repairs

FINANCIAL IMPLICATIONS:

Refer to annexures

Annexure

- A. Tyres information
- B. Excessive repairs information
- C. Accident information
- D. Cost analysis

RISKS

- Vehicle abuse, Accidents, Car theft

MANAGEMENT OF RISKS

- Trip Authorization forms
- Insurance
- Management Reports
- Trackers Reports

RECOMMENDATIONS

- That Council and Committees to note this report

ANNEXURE A

TYRES INFORMATION

REGISTRATION NUMBER	VEHICLE MAKE	DESCRIPTION	TOTAL AMOUNT
NIP 1796	ISUZU TIPPER	ONE REAR TYRE	R3233.80
NIP 1809	REFUSE TRUCK	TWO FRONT TYRES	R11990.00
NIP 1398	CHEV CRUZE	ONE NEW TYRE	R2000.00
NIP 2017	D/C ISUZU	TWO NEW TYRES	R5443.60
NUD 3533	S/C ISUZU	ONE NEW TYRE	R2605.00
TOTAL: R25,272.40			

ANNEXURE B

REPAIRS INFORMATION

REGISTRATION NUMBER	VEHICLE MAKE	DESCRIPTION	TOTAL AMOUNT
NIP 1802	TRACTOR	MAJOR REPAIRS	R12372.50
NIP 1809	REFUSE TRUCK	MAJOR SERVICE- GEARBOX RECON & COF	R88411.14
NIP 2339	AVANZA	SERVICE – CLUTCH, FRONT AND REAR BRAKES	R24024.71
TOTAL: R124,808.35			

MARCH 2022

ACCIDENT TO VEHICLE:		
DATE	VEHICLE	REPORTED YES/NO
30 MARCH 2022	NIP 2187	YES
-	-	-

VEHICLES	MAKE & MODEL	DISTANCE/ KM	FUEL COSTS	FUEL IN LITRES	REPAIRS	SERVICE	TYRES	TOLL	OIL	FEEES
NIP 2956	ROLLER	-	-	-	-	-	-	-	-	133.26
NIP 2964	UD TRUCK SKIP	3137	26490.00	1267.07	-	-	-	-	-	183.19
NIP 2982	TRACTOR	-	-	-	355.00	-	-	-	-	138.10
NIP 2983	TRACTOR	150 HRS	3684.43	185.26	-	-	-	-	-	150.51

COMMUNITY SERVICES DEPARTMENT

VEHICLES	MAKE & MODEL	DISTANCE/ KM	FUEL COSTS	FUEL IN LITRES	REPAIRS	SERVICE	TYRES	TOLL	OIL	FEEES
NIP 1042	D/C ISUZU	-	-	-	-	-	-	-	-	133.26
NIP 1398	CHEV CRUZE	2311	4211.97	201.78	-	-	2000.00	-	48.00	171.07
NIP 1605	D/C TOYOTA	5958	11428.52	550.72	1886.69	8440.48	-	-	-	200.61
NIP 1880	S/C TOYOTA	1979	4833.15	230.73	-	-	-	-	-	165.11
NIP 1903	S/C ISUZU	268	1045.00	49.62	-	-	-	-	-	138.82
NIP 2186	S/C ISUZU	1301	2834.00	135.14	-	-	-	-	-	145.15
NIP 362	S/C FORD	926	2870.70	136.53	-	-	-	-	-	145.19
NIP 2345	D/C NISSAN	4338	10023.	483.39	1084.50	3549.26	-	-	-	197.69
NIP 2338	COROLLA	6543	13335.72	634.79	8030.97	5031.78	-	-	-	259.08
NIP 2339	AVANZA	4477	7499.35	356.23	24024.71	1896.34	459.00	-	-	226.64
NIP 2341	D/C NISSAN	3748	7450.38	353.73	-	-	-	-	-	167.84
NIP 2343	S/C NISSAN	-	-	-	-	-	-	-	-	133.26
NIP 2344	D/C NISSAN	7909	14437.58	699.39	-	-	-	27.00	-	210.90
NIP 2403	UD TRUCK ANIMAL TRUCK	-	-	-	-	-	-	-	-	133.26
NIP 2657	ISUZU FIRE TRUCK	213	1854.65	88.74	-	-	-	-	-	139.66
NIP 2915	D/C ISUZU	5794	11061.04	527.05	-	-	-	27.00	-	189.50
NIP 2917	D/C ISUZU	3582	8893.76	425.06	-	-	-	27.00	-	191.72
NIP 2922	E/C ISUZU	1533	4268.35	206.68	-	-	-	-	-	160.05
NIP 2923	D/C ISUZU	3874	8341.66	397.29	-	-	-	-	-	173.23
NIP 2939	S/C ISUZU	-	-	-	-	-	-	-	-	161.76
NIP 2954	D/C ISUZU	2508	5909.47	281.13	-	-	-	-	-	212.52
NIP 2955	D/C ISUZU	6090	12760.15	612.39	3260.00	-	-	-	-	174.56
NUD 3552	S/C ISUZU	4683	9618.75	469.06	-	-	-	-	-	186.30
NUD 3533	S/C ISUZU	4315	9703.64	460.97	-	-	2605.00	-	-	186.30
NUD 3544	S/C TOYOTA	517	1899.00	90.86	-	-	-	-	-	144.18

CORPORATE SERVICES DEPARTMENT

VEHICLES	MAKE & MODEL	DISTANCE/ KM	FUEL COSTS	FUEL IN LITRES	REPAIRS	SERVICE	TYRES	TOLL	OIL	FEEES
NIP 2137	CHEV CRUZE	1707	3806.47	180.25	-	-	-	-	-	168.02
NIP 2337	COROLLA	4642	7691.58	367.31	7075.93	1619.16	-	-	-	230.86

EXECUTIVE AND COUNCIL

VEHICLES	MAKE & MODEL	DISTANCE/ KM	FUEL COSTS	FUEL IN LITRES	REPAIRS	SERVICE	TYRES	TOLL	OIL	FEEES
NIP 1704	AVANZA	3173	5459.89	259.75	-	-	-	-	26.73	179.20
NIP 2348	VW BUS	2879	8039.39	382.58	2673.75	11792.36	-	-	37.00	192.49

POOL VEHICLES

VEHICLES	MAKE & MODEL	DISTANCE/ KM	FUEL COSTS	FUEL IN LITRES	REPAIRS	SERVICE	TYRES	TOLL	OIL	FEEES
NIP 700	CHEV. CORSA	1394	2449.38	121.24	-	-	-	-	40.00	153.73

BUDGET AND TREASURY OFFICE

VEHICLES	MAKE & MODEL	DISTANCE/ KM	FUEL COSTS	FUEL IN LITRES	REPAIRS	SERVICE	TYRES	TOLL	OIL	FEEES
NIP 1421	AVANZA	2981	4523.77	215.79	-	-	-	27.00	-	178.23
NIP 2187	S/C ISUZU	3624	8113.47	387.04	-	-	-	-	80.00	186.00

PLANNING AND DEVELOPMENT SERVICES

VEHICLES	MAKE & MODEL	DISTANCE/ KM	FUEL COSTS	FUEL IN LITRES	REPAIRS	SERVICE	TYRES	TOLL	OIL	FEEES
NIP 1362	S/C ISUZU	2888	5603.69	267.77	-	-	435.00	-	100.00	170.94
NIP 2342	D/C NISSAN	3034	6368.43	308.36	-	-	-	-	-	162.24

TOTAL		143987KM & 435 HRS	385,518.25		164,062.85	51,656.70	27,094.22	162.00	1,370.15	10,642.47
--------------	--	-------------------------------	-------------------	--	-------------------	------------------	------------------	---------------	-----------------	------------------

0000238

DR NKOSAZANA DLAMINI ZUMA MUNICIPALITY INVESTMENT REGISTER 2021/2022 AS AT 31 MARCH 2022										
ANNEXURE F										
Vote Numbers	Description	Account number	Opening balance 01-Jul-21	Invested as at 28 31-Mar-22	Withdrawals as at 31-Mar-22	Bank	Interest capitalised 31-Mar-22	Closing Balance Bank 31-Mar-22	Closing Balance 31-Mar-22	%
4 030 101 687 0	FNB CALL DEPOSIT	74165805518	887 684.59	-	-	-	15 464.17	903 148.76	903 148.76	0%
4 030 101 608 0	NED BANK INVESTMENT	62008452071	1 591 380.12	-	-	-	25 094.36	1 616 464.48	1 616 464.48	1%
4 030 101 299 0	FNB CALL DEPOSIT	62564234987	5 493 177.07	142 753.25	(5 760 309.42)	(243.00)	124 622.10	0.00	0.00	0%
4 030 101 222 1	FIXED DEPOSIT	74942423951	-	5 760 309.42	-	-	-	5 760 309.42	5 760 309.42	3%
4 030 101 384 0	FNB CALL DEPOSIT	625644237436	5 195 055.20	-	(5 293 045.55)	(216.00)	98 206.35	(0.00)	(0.00)	0%
4 030 101 003 1	FIXED DEPOSIT	74938172372	-	5 151 538.08	-	-	-	5 151 538.08	5 151 538.08	2%
4 030 101 779 0	FNB CALL ACCOUNT	62550105011	201 245.78	-	(1 245.78)	(243.00)	4 449.71	204 206.71	204 206.71	0%
4 030 101 183 0	FNB BUSINESS MONEY MARKET	62235619197	25 099 606.13	45 000 000.00	(58 600 000.00)	-	178 792.08	11 678 398.21	11 678 398.21	6%
4 030 101 007 1	FIXED DEPOSIT	74942408961	-	15 000 000.00	-	-	-	15 000 000.00	15 000 000.00	7%
4 030 101 771 0	FNB CALL DEPOSIT	62810888935	480 717.36	-	-	(855.00)	5 674.43	465 536.79	465 536.79	0%
4 030 101 186 0	FNB CALL DEPOSIT	62810887119	275 237.94	-	-	(855.00)	3 387.99	277 770.93	277 770.93	0%
4 030 101 005 0	FNB CALL DEPOSIT	74906990821	-	30 000 000.00	-	-	700 923.11	30 700 923.11	30 700 923.11	15%
4 030 101 702 1	FNB CALL DEPOSIT	74929084346	-	15 000 000.00	(15 051 164.38)	-	51 164.38	(0.00)	(0.00)	0%
4 030 101 091 0	NED BANK INVESTMENT	037881098635/000018	94 599.60	30 210 575.34	(30 432 793.14)	-	127 618.20	0.00	0.00	0%
4 030 101 700 0	NED BANK INVESTMENT	037881098635/000035	30 000 000.00	-	(30 210 575.34)	-	210 575.34	-	-	0%
4 030 101 615 0	NED BANK INVESTMENT	037881098635/000042	-	30 854 860.93	(30 889 266.21)	-	34 405.28	(0.00)	(0.00)	0%
4 030 101 615 0	NED BANK INVESTMENT	037881098635/000043	-	30 889 266.21	(30 889 266.21)	-	30 889 266.21	30 889 266.21	30 889 266.21	15%
4 030 101 700 1	NED BANK INVESTMENT	037881098635/000045	-	20 143 013.70	(10 000 000.00)	-	57 883.81	10 200 897.51	10 200 897.51	5%
4 030 101 436 0	INVESTEC BANK	1100540834450	(0.00)	-	-	-	-	(0.00)	(0.00)	0%
4 030 101 436 0	INVESTEC BANK	11005408344500	10 254 896.55	-	-	-	275 378.91	10 530 275.46	10 530 275.46	5%
4 030 101 042 0	STANDARD BANK	52070336	80 433.92	45 915 561.56	(45 990 000.00)	(1 053.00)	-	4 942.48	4 942.48	0%
4 030 101 054 0	STANDARD BANK	478735995 005	30 638 645.85	-	(30 851 143.75)	-	212 497.90	0.00	0.00	0%
4 030 101 054 0	STANDARD BANK	478735995 006	15 000 000.00	-	(15 064 417.81)	-	64 417.81	(0.00)	(0.00)	0%
4 030 101 192 1	STANDARD BANK	478735995 012	-	31 339 494.74	(31 700 757.55)	-	361 262.81	0.00	0.00	0%
4 030 101 008 1	STANDARD BANK	478735995 015	-	31 700 757.55	-	-	-	31 700 757.55	31 700 757.55	15%
4 030 101 192 1	STANDARD BANK	478735995 0013	-	20 081 821.92	(20 181 955.94)	-	100 134.02	0.00	0.00	0%
5 030 101 192 1	STANDARD BANK	478735995 0014	-	20 181 955.94	-	-	-	20 181 955.94	20 181 955.94	10%
4 030 101 070 1	ABSA BUSINESS BANK	2079795620	30 210 779.90	-	-	-	738 645.80	30 949 425.70	30 949 425.70	15%
TOTAL			155 483 480.01	605 763 638.05	(559 581 319.24)	(3 465.00)	4 553 503.52	206 215 817.34	206 215 817.34	100%
BALANCE AS PER AFS 2021/2022			155 483 480.01							

Cash and Cash Equivalent									
Accrued Interest									
Interest on Primary bank account	62026724999	2 670 460 81				158 717 00	Primary account		17 949 320 60
Interest on Money market	52551036969	1 098 400 20				13 628 13	Money market		1 118 431 99
									-
Total		159 252 321 02				4 725 848 65	Total		225 283 569 33

Cash and Cash Equivalent

																																																																																																																																																																																																																																																																																																																																																																																																																																																																																																																																																																																																																																																																																																																																																																																																																																																																																																																																																																																																																																																																																																																																																																																																																																																																																																																																																																																																																																																																																																																																																		</
--	--	--	--	--	--	--	--	--	--	--	--	--	--	--	--	--	--	--	--	--	--	--	--	--	--	--	--	--	--	--	--	--	--	--	--	--	--	--	--	--	--	--	--	--	--	--	--	--	--	--	--	--	--	--	--	--	--	--	--	--	--	--	--	--	--	--	--	--	--	--	--	--	--	--	--	--	--	--	--	--	--	--	--	--	--	--	--	--	--	--	--	--	--	--	--	--	--	--	--	--	--	--	--	--	--	--	--	--	--	--	--	--	--	--	--	--	--	--	--	--	--	--	--	--	--	--	--	--	--	--	--	--	--	--	--	--	--	--	--	--	--	--	--	--	--	--	--	--	--	--	--	--	--	--	--	--	--	--	--	--	--	--	--	--	--	--	--	--	--	--	--	--	--	--	--	--	--	--	--	--	--	--	--	--	--	--	--	--	--	--	--	--	--	--	--	--	--	--	--	--	--	--	--	--	--	--	--	--	--	--	--	--	--	--	--	--	--	--	--	--	--	--	--	--	--	--	--	--	--	--	--	--	--	--	--	--	--	--	--	--	--	--	--	--	--	--	--	--	--	--	--	--	--	--	--	--	--	--	--	--	--	--	--	--	--	--	--	--	--	--	--	--	--	--	--	--	--	--	--	--	--	--	--	--	--	--	--	--	--	--	--	--	--	--	--	--	--	--	--	--	--	--	--	--	--	--	--	--	--	--	--	--	--	--	--	--	--	--	--	--	--	--	--	--	--	--	--	--	--	--	--	--	--	--	--	--	--	--	--	--	--	--	--	--	--	--	--	--	--	--	--	--	--	--	--	--	--	--	--	--	--	--	--	--	--	--	--	--	--	--	--	--	--	--	--	--	--	--	--	--	--	--	--	--	--	--	--	--	--	--	--	--	--	--	--	--	--	--	--	--	--	--	--	--	--	--	--	--	--	--	--	--	--	--	--	--	--	--	--	--	--	--	--	--	--	--	--	--	--	--	--	--	--	--	--	--	--	--	--	--	--	--	--	--	--	--	--	--	--	--	--	--	--	--	--	--	--	--	--	--	--	--	--	--	--	--	--	--	--	--	--	--	--	--	--	--	--	--	--	--	--	--	--	--	--	--	--	--	--	--	--	--	--	--	--	--	--	--	--	--	--	--	--	--	--	--	--	--	--	--	--	--	--	--	--	--	--	--	--	--	--	--	--	--	--	--	--	--	--	--	--	--	--	--	--	--	--	--	--	--	--	--	--	--	--	--	--	--	--	--	--	--	--	--	--	--	--	--	--	--	--	--	--	--	--	--	--	--	--	--	--	--	--	--	--	--	--	--	--	--	--	--	--	--	--	--	--	--	--	--	--	--	--	--	--	--	--	--	--	--	--	--	--	--	--	--	--	--	--	--	--	--	--	--	--	--	--	--	--	--	--	--	--	--	--	--	--	--	--	--	--	--	--	--	--	--	--	--	--	--	--	--	--	--	--	--	--	--	--	--	--	--	--	--	--	--	--	--	--	--	--	--	--	--	--	--	--	--	--	--	--	--	--	--	--	--	--	--	--	--	--	--	--	--	--	--	--	--	--	--	--	--	--	--	--	--	--	--	--	--	--	--	--	--	--	--	--	--	--	--	--	--	--	--	--	--	--	--	--	--	--	--	--	--	--	--	--	--	--	--	--	--	--	--	--	--	--	--	--	--	--	--	--	--	--	--	--	--	--	--	--	--	--	--	--	--	--	--	--	--	--	--	--	--	--	--	--	--	--	--	--	--	--	--	--	--	--	--	--	--	--	--	--	--	--	--	--	--	--	--	--	--	--	--	--	--	--	--	--	--	--	--	--	--	--	--	--	--	--	--	--	--	--	--	--	--	--	--	--	--	--	--	--	--	--	--	--	--	--	--	--	--	--	--	--	--	--	--	--	--	--	--	--	--	--	--	--	--	--	--	--	--	--	--	--	--	--	--	--	--	--	--	--	--	--	--	--	--	--	--	--	--	--	--	--	--	--	--	--	--	--	--	--	--	--	--	--	--	--	--	--	--	--	--	--	--	--	--	--	--	--	--	--	--	--	--	--	--	--	--	--	--	--	--	--	--	--	--	--	--	--	--	--	--	--	--	--	--	--	--	--	--	--	--	--	--	--	--	--	--	--	--	--	--	--	--	--	--	--	--	--	--	--	--	--	--	--	--	--	--	--	--	--	--	--	--	--	--	--	--	--	--	--	--	--	--	--	--	--	--	--	--	--	--	--	--	--	--	--	--	--	--	--	--	--	--	--	--	--	--	--	--	--	--	--	--	--	--	--	--	--	--	--	--	--	--	--	--	--	--	--	--	--	--	--	--	--	--	--	--	--	--	--	--	--	--	--	--	--	--	--	--	--	--	--	--	--	--	--	--	--	--	--	--	--	--	--	--	--	--	--	--	--	--	--	--	--	--	--	--	--	--	--	--	--	--	--	--	--	--	--	--	--	--	--	--	--	--	--	--	--	--	--	--	--	--	--	--	--	--	--	--	--	--	--	--	--	--	--	--	--	--	--	--	--	--	--	--	--	--	--	--	--	--	--	--	--	--	--	--	--	--	--	--	--	--	--	--	--	--	--	--	--	--	--	--	--	--	--	--	--	--	--	--	--	--	--	--	--	--	--	--	--	--	--	--	--	--	--	--	--	--	--	--	--	--	--	--	--	--	--	--	--	--	--	--	--	--	--	--	--	--	--	--	--	--	--	--	--	--	--	--	--	--	--	--	--	--	--	--	--	--	--	--	--	--	--	--	--	--	--	--	--	--	--	--	--	--	--	--	--	--	--	--	--	--	--	--	--	--	--	--	--	--	--	--	--	--	--	--	--	--	--	--	--	--	--	--	--	--	--	--	--	--	--	--	--	--	--	--	--	--	--	--	--	--	--	--	--	--	--	--	--	--	--	--	--	--	--	--	--	--	--	--	--	--	--	--	--	--	--	--	--	--	--	--	--	--	--	--	--	--	--	--	--	--	--	--	--	--	--	--	--	--	--	--	--	--	--	--	--	--	--	--	--	--	--	--	--	--	--	--	--	--	--	--	--	--	--	--	--	--	--	--	--	--	--	--	--	--	--	--	--	--	--	--	--	--	--	--	--	--	--	--	--	--	--	--	--	--	--	--	--	--	--	--	--	--	--	--	--	--	--	--	--	--	--	--	--	--	--	--	--	--	--	--	--	--	--	--	--	--	--	--	--	--	--	--	--	--	--	--	--	--	--	--	--	--	--	--	--	--	--	--	--	--	--	--	--	--	--	--	--	--	--	--	--	--	--	--	--	--	--	--	--	--	--	--	--	--	--	--	--	--	--	--	--	--	--	--	--	--	--	--	--	--	--	--	--	--	--	--	--	--	--	--	--	--	--	----

0000239



how can we help you?

BBST445 009421

DR NKOSAZANA DLAMINI ZUMA
MUNICIPALITY
P O BOX 62
CREIGHTON
3263
MTUNGWAP@NDZ.GOV.ZA

P O Box 2

Ixopo 3276

Street Address Ixopo

Lot 12 Stuartstown, Margaret Street, Ixopo

Universal Branch Code 250655

fnb.co.za

Lost Cards 087-575-9406

Account Enquiries 087-736-2247

Fraud 087-311-8607

Customer VAT Registration Number Not Provided
Bank VAT Registration Number 4210102051

Public Sector Cheque Account : 52551036969

Tax Invoice/Statement Number : 445

Statement Period : 1 March 2022 to 1 April 2022

Statement Date : 1 April 2022

Statement Balances		Bank Charges		Interest Rate	
Opening Balance	1,103,787.57 Cr	Service Fees	78.00 Dr	Credit Rate**	2.25%
Closing Balance	1,118,431.99 Cr	Cash Deposit Fees	0.00	Debit Rate (Non-NCA)	10.75%
# Inclusive of VAT @ 15.00%	10.17 Dr	Cash Handling Fees	0.00		
Total VAT (ZAR)	10.17 Dr	Other Fees	0.00		

Transactions in RAND (ZAR)

Date	Description	Amount	Balance	Accrued Bank Charges
04 Mar	Magtape Credit Basa23 203S1001001234	1.46 Cr	1,103,789.03 Cr	
07 Mar	Magtape Credit Basa23 203S1001001453	12,775.00 Cr	1,116,564.03 Cr	
25 Mar	Cr.Int.Rate 2,25000	0.00	1,116,564.03 Cr	
31 Mar	Int On Credit Balance	1,945.96 Cr	1,118,509.99 Cr	
31 Mar	#Monthly Account Fee	78.00	1,118,431.99 Cr	
Closing Balance			1,118,431.99 Cr	

Turnover for Statement Period

No. Credit Transactions 3	14,722.42 Cr
No. Debit Transactions 1	78.00 Dr

Please contact us within 30 days from your statement date, should you wish to query an entry on this statement (incl. card transactions done during this statement period, but not yet reflecting). Should we not hear from you, we will assume that you have received the statement and that it is correct.

For more information on your Pricing Option, please contact us or visit our website.

**For the latest Credit Rates on product, please go to fnb.co.za

First National Bank - a division of FirstRand Bank Limited. Registration Number 1929/001225/06. An Authorised Financial Services and Credit Provider (NCRCP20). On 25 March 2022, the Prime Lending Rate changed to 7.75%. This may impact the rate on any of your credit facilities.

Branch Number	Account Number	Date	DDA DB/2E/BV/XR/XR/PE/L7/WB/N	FN
255	52551036969	2022/04/01	PUBLIC SECTOR CHEQUE ACCOUNT	

0000240



how can we help you?

BBST2879 268631

*DR NKOSAZANA DLAMINI ZUMA LOCAL
MUNICIPALITY
P O BOX 62
CREIGHTON
3263
MTUNGWAP@NDZ.GOV.ZA

☑ P O Box 219
Underberg 3257
Street Address Underberg
Main Street
Universal Branch Code 250655
fnb.co.za
Lost Cards 087-575-9406
Account Enquiries 087-736-2247
Fraud 087-311-8607

Customer VAT Registration Number Not Provided
Bank VAT Registration Number 4210102051

Public Sector Cheque Account : 62026224999

Tax Invoice/Statement Number : 2879
Statement Period : 30 March 2022 to 31 March 2022
Statement Date : 31 March 2022

Statement Balances		Bank Charges		Interest Rate	
Opening Balance	9,197,648.68 Cr	Service Fees	0.00	Credit Rate**	2.25%
Closing Balance	17,949,320.60 Cr	Cash Deposit Fees	0.00	Debit Rate (Non-NCA)	10.75%
# Inclusive of VAT @ 15.00%	0.00	Cash Handling Fees	0.00		
Total VAT (ZAR)	0.00	Other Fees	0.00		

Transactions in RAND (ZAR)

Date	Description	Amount	Balance	Accrued Bank Charges
31 Mar	Scheduled Pymt From Ndzm30055711	325.85Cr	9,197,974.53Cr	
31 Mar	Scheduled Pymt From 259925	1,500.00Cr	9,199,474.53Cr	
31 Mar	FNB OB Pmt 7966/Cfa	10,560.15Cr	9,210,034.68Cr	
31 Mar	FNB OB Pmt 26285 Underberg Forg	8,284.91Cr	9,218,319.59Cr	
31 Mar	FNB OB Pmt 217475 Underberg For	472.67Cr	9,218,792.26Cr	
31 Mar	FNB OB Pmt 246655 Underberg For	3,613.05Cr	9,222,405.31Cr	
31 Mar	FNB OB Pmt 217535 Underberg For	7,422.10Cr	9,229,827.41Cr	
31 Mar	FNB OB Pmt Ndzm136725	3,079.10Cr	9,232,906.51Cr	
31 Mar	Int-Banking Pmt Frm 217575	608.00Cr	9,233,514.51Cr	
31 Mar	FNB App Payment From 217495	1,500.00Cr	9,235,014.51Cr	
31 Mar	Realtime Credit Jafspoenam2130323445	250.00Cr	9,235,264.51Cr	
31 Mar	Realtime Credit Jafspoenam2130323446	600.00Cr	9,235,864.51Cr	
31 Mar	Realtime Credit Jafspoenam2130323447	300.00Cr	9,236,164.51Cr	
31 Mar	Realtime Credit Jafspoenam2130323448	1,250.00Cr	9,237,414.51Cr	
31 Mar	Realtime Credit Jafspoenam2130323450	600.00Cr	9,238,014.51Cr	
31 Mar	Realtime Credit Jafspoenam2130323451	1,250.00Cr	9,239,264.51Cr	
31 Mar	Realtime Credit Jafspoenam2130323452	600.00Cr	9,239,864.51Cr	
31 Mar	Int-Banking Pmt Frm 233305	600.00Cr	9,240,464.51Cr	
31 Mar	FNB OB Pmt Propcorp Sa Pty Ltd	691.11Cr	9,241,155.62Cr	
31 Mar	FNB OB Pmt Ndzm 259305	4,500.00Cr	9,245,655.62Cr	
31 Mar	FNB OB Pmt 97525	755.40Cr	9,246,411.02Cr	
31 Mar	FNB App Payment From 30064166	1,650.00Cr	9,248,061.02Cr	
31 Mar	FNB OB Pmt Ndzm 128885	1,411.85Cr	9,249,472.87Cr	
31 Mar	FNB OB Pmt Ndzm 217615	21,185.79Cr	9,270,658.66Cr	
		1,735.93Cr	9,272,394.59Cr	

Branch Number	Account Number	Date	DDA DB/2E/AV/XR/XR/RK/PE/L7/WB/N	FN
887	62026224999	2022/03/31	PUBLIC SECTOR CHEQUE ACCOUNT	

Transactions in RAND (ZAR) : 62026224999

Date	Description	Amount	Balance	Accrued Bank Charges
31 Mar	FNB OB Pmt Ndzm 128355	1,983.23Cr	9,274,377.82Cr	
31 Mar	FNB App Payment From 30057524	800.00Cr	9,275,177.82Cr	
31 Mar	Cash Deposit Ixopo Ctn Dltc20220331	2,370.00Cr	9,277,547.82Cr	62.40
31 Mar	FNB OB Pmt Kwas 102725	1,000.00Cr	9,278,547.82Cr	
31 Mar	FNB OB Pmt Ndzm68665	1,403.15Cr	9,279,950.97Cr	
31 Mar	FNB OB Pmt Storm Property Trust	400.00Cr	9,280,350.97Cr	
31 Mar	Cash Deposit Bank Str Ndzm34015	452.10Cr	9,280,803.07Cr	13.00
31 Mar	FNB App Payment From 30061163	1,515.75Cr	9,282,318.82Cr	
31 Mar	FNB OB Pmt Kwas 217425 Gouveia	1,085.43Cr	9,283,404.25Cr	
31 Mar	FNB App Payment From Kwas 262035	1,766.05Cr	9,285,170.30Cr	
31 Mar	FNB App Payment From 263895Bluestarlingtr	1,200.00Cr	9,286,370.30Cr	
31 Mar	FNB OB Pmt 65943	3,934.10Cr	9,290,304.40Cr	
31 Mar	FNB App Payment From Ndzm 21755	1,493.23Cr	9,291,797.63Cr	
31 Mar	Payment Cr Sappi Forests	77,173.81Cr	9,368,971.44Cr	
31 Mar	FNB OB Pmt 30058824	472.67Cr	9,369,444.11Cr	
31 Mar	FNB App Payment From 30062779 R Strachan	1,000.00Cr	9,370,444.11Cr	
31 Mar	FNB OB Pmt 84295 Erf48 Hville	408.25Cr	9,370,852.36Cr	
31 Mar	FNB OB Pmt 55215	23,001.50Cr	9,393,853.86Cr	
31 Mar	FNB OB Pmt 84015	1,055.33Cr	9,394,909.19Cr	
31 Mar	FNB App Payment From Erf 159 Hirneville	1,493.45Cr	9,396,402.64Cr	
31 Mar	FNB OB Pmt 173375 Pienaar	3,865.33Cr	9,400,267.97Cr	
31 Mar	FNB OB Pmt 30060887	13,796.64Cr	9,414,064.61Cr	
31 Mar	FNB OB Pmt Ndzm 49531	1,028.50Cr	9,415,093.11Cr	
31 Mar	FNB OB Pmt Ndzm 49524	947.05Cr	9,416,040.16Cr	
31 Mar	Rtc Credit 30061888 18Bo191273	46,296.59Cr	9,462,336.75Cr	
31 Mar	FNB OB Pmt Ndzm30062896	1,911.10Cr	9,464,247.85Cr	
31 Mar	ADT Cash Deposit 00255118 Ctn 9372	10,430.00Cr	9,474,677.85Cr	115.50
31 Mar	ADT Cash Deposit 00255118 Ctn 9417-9427	5,710.00Cr	9,480,387.85Cr	63.80
31 Mar	ADT Cash Deposit 00255118 Ctn 9430-9437	2,990.00Cr	9,483,377.85Cr	33.00
31 Mar	FNB OB Pmt FNB OB 000014592 Bul	Bulwer Library	15,687.52	9,467,690.33Cr
31 Mar	FNB OB Pmt FNB OB 000014593 Pow	Powervision Tec	23,807.00	9,443,883.33Cr
31 Mar	FNB OB Pmt FNB OB 000014594 Abe	Abenkanyezi Con	97,300.00	9,346,583.33Cr
31 Mar	FNB OB Pmt FNB OB 000014595 Mph	Mphongolo Tradi	7,200.00	9,339,383.33Cr
31 Mar	FNB OB Pmt FNB OB 000014596 Isi	Isite Internet	21,122.97	9,318,260.36Cr
31 Mar	FNB OB Pmt FNB OB 000014597 Gug	Gugube Holdings	10,500.00	9,307,760.36Cr
31 Mar	FNB OB Pmt FNB OB 000014598 Und	Underberg And H	19,500.00	9,288,260.36Cr
31 Mar	FNB OB Pmt FNB OB 000014599 Ese	Esethu Hopewell	6,300.00	9,281,960.36Cr
31 Mar	FNB OB Pmt FNB OB 000014600 Bul	Bulwer Trading	1,500.00	9,280,460.36Cr
31 Mar	FNB OB Pmt FNB OB 000014601 San	Sanoluhle Tradi	16,000.00	9,264,460.36Cr
31 Mar	FNB OB Pmt FNB OB 000014602 Okw	Okwethu Ali Ser	27,650.00	9,236,810.36Cr
31 Mar	FNB OB Pmt FNB OB 000014603 Esk	Eskom Himmville	5,071.74	9,231,738.62Cr
31 Mar	FNB OB Pmt FNB OB 000014604 Maw	Mawabani Projec	5,500.00	9,226,238.62Cr
31 Mar	FNB OB Pmt FNB OB 000014605 Bid	Bidvest Waltons	17,756.00	9,208,482.62Cr
31 Mar	FNB OB Pmt FNB OB 000014607 Pat	Patads Signs An	1,650.00	9,206,832.62Cr
31 Mar	FNB OB Pmt FNB OB 000014608 Aud	Auditor General	221,699.84	8,985,132.78Cr
31 Mar	FNB OB Pmt FNB OB 000014609 Aya	Ayanda Mbanga	11,511.31	8,973,621.47Cr
31 Mar	FNB OB Pmt FNB OB 000014610 Buh	Buhlebezwe Trading	16,164.33	8,957,457.14Cr
31 Mar	FNB OB Pmt FNB OB 000014611 Kuy	Kuyenzeka Mawen	10,850.00	8,946,607.14Cr
31 Mar	FNB OB Pmt FNB OB 000014612 Abe	Abenkanyezi Con	2,000.00	8,944,607.14Cr
31 Mar	FNB OB Pmt FNB OB 000014613 Tv	Tv Mazeka Const	18,000.00	8,926,607.14Cr
31 Mar	FNB OB Pmt FNB OB 000014614 Mkh	Mkholwa Transpo	14,375.00	8,912,232.14Cr
31 Mar	FNB OB Pmt FNB OB 000014615 Lan	Langangelihle G	77,865.96	8,834,366.18Cr
31 Mar	FNB OB Pmt FNB OB 000014616 Und	Underberg Forge	1,413.35	8,832,952.83Cr
31 Mar	FNB OB Pmt FNB OB 000014617 Lul	Lulama B Hlengw	561.67	8,832,391.16Cr
31 Mar	FNB OB Pmt FNB OB 000014618 San	Sanoluhle Tradi	800.00	8,831,591.16Cr
31 Mar	FNB OB Pmt FNB OB 000014619 Esk	Eskom Bulwer Ar	5,992.82	8,825,598.34Cr
31 Mar	FNB OB Pmt FNB OB 000014620 Bpg	Bpg Mass Apprai	47,374.29	8,778,224.05Cr
31 Mar	FNB OB Pmt FNB OB 000014621 Zip	Ziphelele Plann	150,852.98	8,627,371.07Cr
31 Mar	FNB OB Pmt FNB OB 000014622 Esk	Eskom: Bulwer W	2,609.40	8,624,761.67Cr
31 Mar	FNB OB Pmt FNB OB 000014623 Esk	Eskom	146.07	8,624,615.60Cr

Branch Number	Account Number	Date	DDA DB/2E/AV/XR/RK/PE/L7/WB/N	FN
887	62026224999	2022/03/31	PUBLIC SECTOR CHEQUE ACCOUNT	

Transactions in RAND (ZAR) : 62026224999

Date	Description	Amount	Balance	Accrued Bank Charges
31 Mar	FNB OB Pmt FNB OB 000014624 Bpg	23,546.25	8,601,069.35Cr	
31 Mar	FNB OB Pmt FNB OB 000014625 Esk	3,190.72	8,597,878.63Cr	
31 Mar	FNB OB Pmt FNB OB 000014626 Uni	38,144.00	8,559,734.63Cr	
31 Mar	FNB OB Pmt FNB OB 000014627 R A	2,100.00	8,557,634.63Cr	
31 Mar	FNB OB Pmt FNB OB 000014628 Spl	259,893.68	8,297,740.95Cr	
31 Mar	FNB OB Pmt FNB OB 000014629 S A	30,564.00	8,267,176.95Cr	
31 Mar	FNB OB Pmt FNB OB 000014630 Esk	2,564.22	8,264,612.73Cr	
31 Mar	FNB OB Pmt FNB OB 000014631 Spl	32,478.30	8,232,134.43Cr	
31 Mar	FNB OB Pmt FNB OB 000014632 Esk	4,831.44	8,227,302.99Cr	
31 Mar	FNB OB Pmt FNB OB 000014633 Esk	4,124.12	8,223,178.87Cr	
31 Mar	FNB OB Pmt FNB OB 000014634 Spl	248,390.56	7,974,788.31Cr	
31 Mar	FNB OB Pmt FNB OB 000014635 Aya	13,600.64	7,961,187.67Cr	
31 Mar	FNB OB Pmt FNB OB 000014636 Spl	32,478.30	7,928,709.37Cr	
31 Mar	FNB OB Pmt FNB OB 000014637 Bg	202,450.23	7,726,259.14Cr	
31 Mar	FNB OB Pmt FNB OB 000014638 Tun	175,664.13	7,550,595.01Cr	
31 Mar	FNB OB Pmt FNB OB 000014639 Spl	25,982.64	7,524,612.37Cr	
31 Mar	FNB OB Pmt FNB OB 000014640 Bg	138,089.80	7,386,522.57Cr	
31 Mar	FNB OB Pmt FNB OB 000014641 Spl	32,478.30	7,354,044.27Cr	
31 Mar	FNB OB Pmt FNB OB 000014642 Esk	6,512.57	7,347,531.70Cr	
31 Mar	FNB OB Pmt FNB OB 000014643 Lem	262,346.31	7,085,185.39Cr	
31 Mar	FNB OB Pmt FNB OB 000014644 Tun	29,028.93	7,056,156.46Cr	
31 Mar	FNB OB Pmt FNB OB 000014645 Spl	32,478.30	7,023,678.16Cr	
31 Mar	FNB OB Pmt FNB OB 000014646 Spl	32,478.30	6,991,199.86Cr	
31 Mar	FNB OB Pmt FNB OB 000014647 Sip	205,080.08	6,786,119.78Cr	
31 Mar	FNB OB Pmt FNB OB 000014648 Gre	29,756.25	6,756,363.53Cr	
31 Mar	FNB OB Pmt FNB OB 000014649 Nge	221,885.80	6,534,477.73Cr	
31 Mar	FNB OB Pmt FNB OB 000014650 Bg	198,342.32	6,336,135.41Cr	
31 Mar	FNB OB Pmt FNB OB 000014651 Bg	138,045.82	6,198,089.59Cr	
31 Mar	FNB OB Pmt FNB OB 000014652 Maj	2,589,853.51	3,608,236.08Cr	
31 Mar	FNB OB Pmt FNB OB 000014653 Ash	14,155.00	3,594,081.08Cr	
31 Mar	FNB OB Pmt FNB OB 000014654 Lus	6,000.00	3,588,081.08Cr	
31 Mar	FNB OB Pmt FNB OB 000014655 She	786,689.01	2,801,392.07Cr	
31 Mar	FNB OB Pmt FNB OB 000014656 Lus	2,105.00	2,799,287.07Cr	
31 Mar	FNB App Payment From 102765/S.Willans	711.00Cr	2,799,998.07Cr	
31 Mar	FNB App Payment From Ndzm30058790	700.00Cr	2,800,698.07Cr	
31 Mar	FNB OB Trf FNB OB Trf Business Money Marke	15,000,000.00Cr	17,800,698.07Cr	
31 Mar	FNB OB Pmt 39725	1,182.03Cr	17,801,880.10Cr	
31 Mar	FNB OB Pmt 39715	1,162.03Cr	17,803,042.13Cr	
31 Mar	Magtape Credit 30062432	50.48Cr	17,803,092.61Cr	
31 Mar	Magtape Credit 30062542	57.30Cr	17,803,149.91Cr	
31 Mar	Magtape Credit 30062494	59.26Cr	17,803,209.17Cr	
31 Mar	Magtape Credit 49445	92.46Cr	17,803,301.63Cr	
31 Mar	Magtape Credit 30062470	112.16Cr	17,803,413.79Cr	
31 Mar	Magtape Credit 30062401	123.87Cr	17,803,537.66Cr	
31 Mar	Magtape Credit 49483	185.54Cr	17,803,723.20Cr	
31 Mar	Magtape Credit 30062418	207.26Cr	17,803,930.46Cr	
31 Mar	Magtape Credit 49476	263.26Cr	17,804,193.72Cr	
31 Mar	Magtape Credit 30062487	274.55Cr	17,804,468.27Cr	
31 Mar	Magtape Credit 131755 Polelana Inv	306.01Cr	17,804,774.28Cr	
31 Mar	Magtape Credit 30062669	320.16Cr	17,805,094.44Cr	

Transactions in RAND (ZAR) : 62026224999

Date	Description	Amount	Balance	Accrued Bank Charges
31 Mar	Magtape Credit Stoneyglenac 110985 Stoney Gle	323.33Cr	17,805,417.77Cr	
31 Mar	Magtape Credit 30062449	324.79Cr	17,805,742.56Cr	
31 Mar	Magtape Credit 131735 Polelana Inv	325.52Cr	17,806,068.08Cr	
31 Mar	Magtape Credit 46923	335.76Cr	17,806,403.84Cr	
31 Mar	Magtape Credit Ndzm 30056262	361.17Cr	17,806,765.01Cr	
31 Mar	Magtape Credit 30062559	366.25Cr	17,807,131.26Cr	
31 Mar	Magtape Credit 46916	393.55Cr	17,807,524.81Cr	
31 Mar	Magtape Credit Ndzm 115695	427.45Cr	17,807,952.26Cr	
31 Mar	Magtape Credit 30062607	439.64Cr	17,808,391.90Cr	
31 Mar	Magtape Credit 30062638	448.91Cr	17,808,840.81Cr	
31 Mar	Magtape Credit 30062391	454.76Cr	17,809,295.57Cr	
31 Mar	Magtape Credit 11969	464.73Cr	17,809,760.30Cr	
31 Mar	Magtape Credit 30062535	505.97Cr	17,810,266.27Cr	
31 Mar	Magtape Credit ABSA Bank Ndzm 262105	519.16Cr	17,810,785.43Cr	
31 Mar	Magtape Credit 11811	557.63Cr	17,811,343.06Cr	
31 Mar	Magtape Credit Ndzm30062810	564.37Cr	17,811,907.43Cr	
31 Mar	Magtape Credit 11419	569.88Cr	17,812,477.31Cr	
31 Mar	Magtape Credit 30062504	583.50Cr	17,813,060.81Cr	
31 Mar	Magtape Credit 11763	588.26Cr	17,813,649.07Cr	
31 Mar	Magtape Credit 30062700	592.76Cr	17,814,241.83Cr	
31 Mar	Magtape Credit 9360	609.69Cr	17,814,851.52Cr	
31 Mar	Magtape Credit 30062463	618.31Cr	17,815,469.83Cr	
31 Mar	Magtape Credit 30062573	622.27Cr	17,816,092.10Cr	
31 Mar	Magtape Credit 30055649	662.25Cr	17,816,754.35Cr	
31 Mar	Magtape Credit 30062528	684.19Cr	17,817,438.54Cr	
31 Mar	Magtape Credit Stoneyglenac110975 Stoney Glen	688.11Cr	17,818,126.65Cr	
31 Mar	Magtape Credit 66433	688.30Cr	17,818,814.95Cr	
31 Mar	Magtape Credit ABSA Bank Cgm Botha 107465	699.08Cr	17,819,514.03Cr	
31 Mar	Magtape Credit 30062511	735.16Cr	17,820,249.19Cr	
31 Mar	Magtape Credit 30062690	749.56Cr	17,820,998.75Cr	
31 Mar	Magtape Credit 131745 Polelana Inv	796.61Cr	17,821,795.36Cr	
31 Mar	Magtape Credit 30062566	808.31Cr	17,822,603.67Cr	
31 Mar	Magtape Credit Ndzm194855	831.25Cr	17,823,434.92Cr	
31 Mar	Magtape Credit 30062683	913.89Cr	17,824,348.81Cr	
31 Mar	Magtape Credit ABSA Bank Kwas 128785	942.41Cr	17,825,291.22Cr	
31 Mar	Magtape Credit Investecpbndzm 149025	989.23Cr	17,826,280.45Cr	
31 Mar	Magtape Credit Ms Matlakala Ndzm 26495	1,000.00Cr	17,827,280.45Cr	
31 Mar	Magtape Credit Mundell & Gregory 9865	1,000.00Cr	17,828,280.45Cr	
31 Mar	Magtape Credit Ndzm 625	1,025.00Cr	17,829,305.45Cr	
31 Mar	Magtape Credit Designs Byndzm 30056372	1,039.47Cr	17,830,344.92Cr	
31 Mar	Magtape Credit 30062652	1,046.78Cr	17,831,391.70Cr	
31 Mar	Magtape Credit 30062676	1,083.85Cr	17,832,475.55Cr	
31 Mar	Magtape Credit Ndzm 217745	1,083.90Cr	17,833,559.45Cr	
31 Mar	Magtape Credit Ndzm 30056262	1,086.16Cr	17,834,645.61Cr	
31 Mar	Magtape Credit 30062614	1,086.47Cr	17,835,732.08Cr	
31 Mar	Magtape Credit 30055687	1,125.05Cr	17,836,857.13Cr	
31 Mar	Magtape Credit Kwas144855	1,180.00Cr	17,838,037.13Cr	
31 Mar	Magtape Credit 233415	1,200.00Cr	17,839,237.13Cr	
31 Mar	Magtape Credit 46909	1,235.01Cr	17,840,472.14Cr	
31 Mar	Magtape Credit 30062621	1,242.09Cr	17,841,714.23Cr	
31 Mar	Magtape Credit Kwas173015	1,300.00Cr	17,843,014.23Cr	
31 Mar	Magtape Credit 30055632	1,361.09Cr	17,844,375.32Cr	
31 Mar	Magtape Credit 30062580	1,385.47Cr	17,845,760.79Cr	
31 Mar	Magtape Credit Kwas 217125	1,444.65Cr	17,847,205.44Cr	
31 Mar	Magtape Credit ABSA Bank Acc 30055357	1,446.30Cr	17,848,651.74Cr	
31 Mar	Magtape Credit 49452	1,547.02Cr	17,850,198.76Cr	
31 Mar	Magtape Credit 30055522	1,586.20Cr	17,851,784.96Cr	
31 Mar	Magtape Credit 262085	1,600.00Cr	17,853,384.96Cr	
31 Mar	Magtape Credit 30058367	1,600.00Cr	17,854,984.96Cr	
31 Mar	Magtape Credit 233605	1,600.00Cr	17,856,584.96Cr	

Transactions in RAND (ZAR) : 62026224999

Date	Description	Amount	Balance	Accrued Bank Charges
31 Mar	Magtape Credit ABSA Bank Ndzm 173685	1,636.44Cr	17,858,221.40Cr	
31 Mar	Magtape Credit 30062645	1,658.08Cr	17,859,879.48Cr	
31 Mar	Magtape Credit 30055481	1,676.60Cr	17,861,556.08Cr	
31 Mar	Magtape Credit Ndzm173995	1,688.25Cr	17,863,244.33Cr	
31 Mar	Magtape Credit 30062456	1,689.77Cr	17,864,934.10Cr	
31 Mar	Magtape Credit Ndzm 254165	1,695.81Cr	17,866,629.91Cr	
31 Mar	Magtape Credit 30060090	1,800.00Cr	17,868,429.91Cr	
31 Mar	Magtape Credit Ndzm 30063684	1,820.19Cr	17,870,250.10Cr	
31 Mar	Magtape Credit Ndzm - 30060904 Erf 638	1,861.80Cr	17,872,111.90Cr	
31 Mar	Magtape Credit 49469	1,949.24Cr	17,874,061.14Cr	
31 Mar	Magtape Credit Ndzm 259935	2,000.00Cr	17,876,061.14Cr	
31 Mar	Magtape Credit 30062425	2,017.98Cr	17,878,079.12Cr	
31 Mar	Magtape Credit 49500	2,087.97Cr	17,880,167.09Cr	
31 Mar	Magtape Credit 30062597	2,215.22Cr	17,882,382.31Cr	
31 Mar	Magtape Credit Kwas144405	2,400.00Cr	17,884,782.31Cr	
31 Mar	Magtape Credit 62680	2,466.86Cr	17,887,249.17Cr	
31 Mar	Magtape Credit 49421	2,643.91Cr	17,889,893.08Cr	
31 Mar	Magtape Credit ABSA Bank Erf 231 Himeville	2,810.00Cr	17,892,703.08Cr	
31 Mar	Magtape Credit 49490	2,813.29Cr	17,895,516.37Cr	
31 Mar	Magtape Credit 49438	3,769.01Cr	17,899,285.38Cr	
31 Mar	Magtape Credit 46899	4,548.97Cr	17,903,834.35Cr	
31 Mar	Magtape Credit 49414	4,710.12Cr	17,908,544.47Cr	
31 Mar	Magtape Credit 49407	6,551.00Cr	17,915,095.47Cr	
31 Mar	Magtape Credit Telkomsa Telkom Soc Ltd	10,526.92Cr	17,925,622.39Cr	
31 Mar	Magtape Credit Basq33 Kzn: Publ001174174	13,919.40Cr	17,939,541.79Cr	
31 Mar	Magtape Credit Mondi Meremondimpd 6002574323	112,638.15Cr	18,052,179.94Cr	
31 Mar	B2B Collection F/Card Comcommis00082151	602.16	18,051,577.78Cr	
31 Mar	B2B Collection F/Card Comrental00082151	759.00	18,050,818.78Cr	
31 Mar	B2B Collection F/Card Comrental00082151	1,138.50	18,049,680.28Cr	
31 Mar	Magtape Debit M-Choice M-Choice151264949	320.00	18,049,360.28Cr	12.00
31 Mar	Magtape Debit Vodacom 0381435745 C8002921	408.25	18,048,952.03Cr	12.00
31 Mar	Magtape Debit Vodacom 0381126967 G0001088	99,631.43	17,949,320.60Cr	12.00

Closing Balance

17,949,320.60Cr

Turnover for Statement Period

No. Credit Transactions 157	15,538,622.04 Cr
No. Debit Transactions 70	6,786,950.12 Dr

Please contact us within 30 days from your statement date, should you wish to query an entry on this statement (incl. card transactions done during this statement period, but not yet reflecting). Should we not hear from you, we will assume that you have received the statement and that it is correct.

For more information on your Pricing Option, please contact us or visit our website.

**For the latest Credit Rates on product, please go to fnb.co.za

First National Bank - a division of FirstRand Bank Limited. Registration Number 1929/001225/06. An Authorised Financial Services and Credit Provider (NCRCP20).

On 25 March 2022, the Prime Lending Rate changed to 7.75%. This may impact the rate on any of your credit facilities.



how can we help you?



8799
DR NKOSAZANA DLAMINI ZUMA LOCAL
1 MAIN RD
CREIGHTON
3263

☒ Business Investment Desk Branch
1 First Place, Mezzanine FI, Bank City
P.O. Box 1153
Johannesburg, 2000

e-Mail ipp@fnb.co.za
Web fnb.co.za
Branch Code 00878

Tax Invoice/Statement Number 56

Customer VAT Reg. No. Not Provided
Bank VAT Reg. No. 4210102051
Product Bus 32 Day Interest Plus Acc
Account Number 74165605518
Statement Period 28 February 2022 to 31 March 2022

Date	Description	Amount	Balance
Opening Balance as at 28 February 2022		ZAR	900 970.39 Cr
25 Mar 2022	Cr.int.rate 3,25000	0.000.00 Cr	900 970.39 Cr
31 Mar 2022	Interest payment generated	2 178.37 Cr	903 148.76 Cr
Closing Balance as at 31 March 2022		ZAR	903 148.76 Cr

If there is an entry on your statement you wish to query, please contact your nearest FNB branch or FNB Telephone Banking Enquiries at 087 320 4321 as soon as possible, preferably within 30 days, in order that it may be investigated.

First National Bank - a Division of FirstRand Bank Limited. Reg No. 1929/001225/06.
An Authorised Financial Services and Credit Provider (NCRCP20).

The VAT rate has increased from 14% to 15% from 1 April 2018.

# Inclusive of VAT @ 15.00%	
Total VAT included on this statement	R0.00
Total Bank Charges	R0.00





how can we help you?

Computer Generated Copy

BBST229 033098

DR NKOSAZANA DLAMINI ZUMA LOCAL
MUNICIPALITY
P O BOX 62
CREIGHTON
3263
XABAN@NDZ.GOV.ZA

☑ P.O. Box 1153
Johannesburg, 2000
Street Address Business Investment Desk Branch
1 First Place, Mezzanine FI, Bank City
Universal Branch Code 250655
🌐 fnb.co.za
Lost Cards 087-575-9444
Account Enquiries 087-320-4321

Customer VAT Registration Number Not Provided
Bank VAT Registration Number 4210102051

Money Market Investment : 62008452071

Tax Invoice/Statement Number : 229
Statement Period : 28 February 2022 to 31 March 2022
Statement Date : 31 March 2022

Statement Balances		Bank Charges		Interest Rate	
Opening Balance	1,613,099.07 Cr	Service Fees	0.00	Credit Rate**	Tiered
Closing Balance	1,616,464.48 Cr	Cash Deposit Fees	0.00	Debit Rate (Non-NCA)	0.00%
# Inclusive of VAT @ 15.00%	0.00	Cash Handling Fees	0.00		
Total VAT (ZAR)	0.00	Other Fees	0.00		

Transactions in RAND (ZAR)

Date	Description	Amount	Balance	Accrued Bank Charges
25 Mar	Cr.Int.Rate 2,65000	0.00	1,613,099.07 Cr	
31 Mar	Int On Credit Balance	3,365.41 Cr	1,616,464.48 Cr	

1,616,464.48 Cr

Closing Balance

Turnover for Statement Period

No. Credit Transactions	1	3,365.41 Cr
No. Debit Transactions	0	0.00

Please contact us within 30 days from your statement date, should you wish to query an entry on this statement (incl. card transactions done during this statement period, but not yet reflecting). Should we not hear from you, we will assume that you have received the statement and that it is correct.

For more information on your Pricing Option, please contact us or visit our website.

**For the latest Credit Rates on product, please go to fnb.co.za

First National Bank - a division of FirstRand Bank Limited. Registration Number 1929/001225/06. An Authorised Financial Services and Credit Provider (NCRCP20).

On 25 March 2022, the Prime Lending Rate changed to 7.75%. This may impact the rate on any of your credit facilities.



FNB
First National Bank

how can we help you?

BBST83 017411

DR NKOSAZANA DLAMINI ZUMA LOCAL
MUNICIPALITY
P O BOX 62
CREIGHTON
3263

☒ P.O. Box 1153
Johannesburg, 2000
Street Address Business Investment Desk Branch
1 First Place, Mezzanine Fl, Bank City
Universal Branch Code 250655
fnb.co.za
Lost Cards 087-575-9444
Account Enquiries 087-320-4321

Customer VAT Registration Number Not Provided
Bank VAT Registration Number 4210102051

Call Account : 62544294987

Tax Invoice/Statement Number : 83
Statement Period : 28 February 2022 to 31 March 2022
Statement Date : 31 March 2022

Statement Balances		Bank Charges		Interest Rate	
Opening Balance	5,744,754.77 Cr	Service Fees	0.00	Credit Rate**	Tiered
Closing Balance	0.00	Cash Deposit Fees	0.00	Debit Rate (Non-NCA)	0.00%
# Inclusive of VAT @ 15.00%	3.52 Dr	Cash Handling Fees	0.00		
Total VAT (ZAR)	3.52 Dr	Other Fees	27.00 Dr		

Transactions in RAND (ZAR)

Date	Description	Amount	Balance	Accrued Bank Charges
25 Mar	Cr.Int.Rate 3.50000			
26 Mar	#Statement Fee	0.00	5,744,754.77 Cr	
26 Mar	#Value Added Serv Fees	0.00	5,744,754.77 Cr	
31 Mar	Int On Credit Balance	27.00	5,744,727.77 Cr	27.00
31 Mar	Closeout Balance	15,581.65 Cr	5,760,309.42 Cr	
	Closing Balance	5,760,309.42	0.00	

Turnover for Statement Period

No. Credit Transactions 1	15,581.65 Cr
No. Debit Transactions 2	5,760,336.42 Dr

Please contact us within 30 days from your statement date, should you wish to query an entry on this statement (incl. card transactions done during this statement period, but not yet reflecting). Should we not hear from you, we will assume that you have received the statement and that it is correct.

For more information on your Pricing Option, please contact us or visit our website.
**For the latest Credit Rates on product, please go to fnb.co.za

First National Bank - a division of FirstRand Bank Limited. Registration Number 1929/001225/06. An Authorised Financial Services and Credit Provider (NCRCP20).
On 25 March 2022, the Prime Lending Rate changed to 7.75%. This may impact the rate on any of your credit facilities.

Branch Number	Account Number	Date	DDA PB/00/CA/KY/KY/MM/B9/C3/DM/N	FN
878	62544294987	2022/03/31	CALL ACCOUNT	

XST2FNU: 62544294987



how can we help you?

Address Public Sector Banking
2 First Place, 6th Floor
Bank City, Johannesburg
PO Box 1153,
Johannesburg, 2000

Web fnb.co.za

Branch Code 00878

DR NKOSAZANA DLAMINI ZUMA LOCAL

31 March 2022

The following are investments held at FNB Cash Investment as at the above date:

Account Number	74942423951
Account Type	Fixed Deposit
Opening Balance as at 31 March 2022	R5,760,309.42
Term	91 days
Interest at maturity	5.04%
Maturity Date	30 June 2022
Interest accrued as at 31 March 2022	R795.39

If there is any information on your summary statement you wish to query, please contact us as soon as possible, preferably within 30 days, in order that it may be investigated.

First National Bank - a Division of FirstRand Bank Limited. Reg No. 1929/001225/06.
An Authorised Financial Services and Credit Provider (NCRCP20).



FNB Public Sector Banking – Investments <Commdesk@fnb.co.za>

Clare Nyama	Cherity Gabela	Ndisha Libago	Lerato Mofikwe
T: 087 312 3625	T: 087 311 8119	T: 087 328 0390	T: 087 311 9790
C: 072 064 6561	C: 076 846 0175	C: 073 278 5546	C: 061 543 4139



FNB
First National Bank

0000249

how can we help you?

BBST83 002733

DR NKOSAZANA DLAMINI ZUMA LOCAL
MUNICIPALITY
P O BOX 62
CREIGHTON
3263

☑ P.O. Box 1153
Johannesburg, 2000
Street Address Business Investment Desk Branch
1 First Place, Mezzanine Fl, Bank City
Universal Branch Code 250655
fnb.co.za
Lost Cards 087-575-9444
Account Enquiries 087-320-4321

Customer VAT Registration Number Not Provided
Bank VAT Registration Number 4210102051

Call Account : 62544297436

Tax Invoice/Statement Number : 83
Statement Period : 28 February 2022 to 1 March 2022
Statement Date : 1 March 2022

Statement Balances

Opening Balance	5,151,538.08 Cr
Closing Balance	0.00
# Inclusive of VAT @ 15.00%	0.00
Total VAT (ZAR)	0.00

Bank Charges

Service Fees	0.00
Cash Deposit Fees	0.00
Cash Handling Fees	0.00
Other Fees	0.00

Interest Rate

Credit Rate**	Tiered
Debit Rate (Non-NCA)	0.00%

Transactions in RAND (ZAR)

Date	Description	Amount	Balance	Accrued Bank Charges
01 Mar	Closeout Balance			
	Closing Balance	62085824269	5,151,538.08	0.00
				0.00

Turnover for Statement Period

No. Credit Transactions	0
No. Debit Transactions	1
	0.00
	5,151,538.08 Dr

Please contact us within 30 days from your statement date, should you wish to query an entry on this statement (incl. card transactions done during this statement period, but not yet reflecting). Should we not hear from you, we will assume that you have received the statement and that it is correct.

For more information on your Pricing Option, please contact us or visit our website.
**For the latest Credit Rates on product, please go to fnb.co.za

First National Bank - a division of FirstRand Bank Limited. Registration Number 1929/001225/06. An Authorised Financial Services and Credit Provider (NCRCP20).
On 28 January 2022, the Prime Lending Rate changed to 7.50%. This may impact the rate on any of your credit facilities.

20220301:62544297436

Branch Number	Account Number	Date	DDA FE/CG/CA/KY/IM/IB/9/C3/DM/N	FN
878	62544297436	2022/03/01	CALL ACCOUNT	



how can we help you?

PUBLIC SECTOR BANKING
 2 First Place, 6th Floor
 Cnr Pritchard and Simmonds Streets
 Bank City, Johannesburg
 P O Box 1153
 Johannesburg, 2000

Web www.fnb.co.za
 Email commdesk@fnb.co.za
 Telephone 087 311 9790

DR NKOSAZANA DLAMINI ZUMA LOCAL MUNICIPALITY
31 March 2022

The following are investments held at FNB Cash Investment as at the above date:

Account Number	74938172372
Account Type	Fixed Deposit
Opening Balance as at 01 March 2022	R5,151,538.08
Term	90 Days
Effective Interest Rate	4.890%
Maturity Date	30 May 2022
Interest accrued as at 31 March 2022	R21,395.11

If there is any information on your summary you wish to query, please contact us as soon as possible.

FNB Public Sector Banking - Investments

Clare Nyama	Cherity Gabela	Ndisha Libago
☎ 087 312 3625	☎ 087 311 8119	☎ 087 328 0390



how can we help you?

BBST82 017412

DR NKOSAZANA DLAMINI ZUMA LOCAL
MUNICIPALITY
BULWER COMMUNITY SERVICE CENTR
P O BOX 62
CREIGHTON
3263

☑ P.O. Box 1153

Johannesburg, 2000

Street Address Business Investment Desk Branch

1 First Place, Mezzanine Fl, Bank City

Universal Branch Code 250655

fnb.co.za

Lost Cards 087-575-9444

Account Enquiries 087-320-4321

Customer VAT Registration Number Not Provided
Bank VAT Registration Number 4210102051

Call Account : 62550105011

Tax Invoice/Statement Number : 82

Statement Period : 28 February 2022 to 31 March 2022

Statement Date : 31 March 2022

Statement Balances		Bank Charges		Interest Rate	
Opening Balance	203,661.79 Cr	Service Fees	0.00	Credit Rate**	Tiered
Closing Balance	204,206.71 Cr	Cash Deposit Fees	0.00	Debit Rate (Non-NCA)	0.00%
# inclusive of VAT @ 15.00%	3.52 Dr	Cash Handling Fees	0.00		
Total VAT (ZAR)	3.52 Dr	Other Fees	27.00 Dr		

Transactions in RAND (ZAR)

Date	Description	Amount	Balance	Accrued Bank Charges
25 Mar	Cr.Int.Rate 3,50000	0.00	203,661.79 Cr	
28 Mar	#Statement Fee	0.00	203,661.79 Cr	27.00
28 Mar	#Value Added Serv Fees	27.00	203,634.79 Cr	
31 Mar	Int On Credit Balance	571.92 Cr	204,206.71 Cr	

Closing Balance

204,206.71 Cr

Turnover for Statement Period

No. Credit Transactions 1	571.92 Cr
No. Debit Transactions 1	27.00 Dr

Please contact us within 30 days from your statement date, should you wish to query an entry on this statement (incl. card transactions done during this statement period, but not yet reflecting). Should we not hear from you, we will assume that you have received the statement and that it is correct.

For more information on your Pricing Option, please contact us or visit our website.

**For the latest Credit Rates on product, please go to fnb.co.za

First National Bank - a division of FirstRand Bank Limited. Registration Number 1929/001225/06. An Authorised Financial Services and Credit Provider (NCRCP20).

On 25 March 2022, the Prime Lending Rate changed to 7.75%. This may impact the rate on any of your credit facilities.

Branch Number	Account Number	Date	DDA PB/00/CA/KY/KY/MM/B9/C3/DM/N	FII
878	62550105011	2022/03/31	CALL ACCOUNT	

0000252



how can we help you?

Computer Generated Copy

BBST65 000374

*DR NKOSAZANA DLAMINI ZUMA LOCAL MUNICIPALITY
P O BOX 43
HIMEVILLE
3256
XABAN@NDZ.GOV.ZA

P.O. Box 1153

Johannesburg, 2000

Street Address Business Investment Desk Branch

1 First Place, Mezzanine Fl, Bank City

Universal Branch Code 250655

fnb.co.za

Lost Cards 087-575-9444

Account Enquiries 087-320-4321

Customer VAT Registration Number Not Provided
Bank VAT Registration Number 4210102051

Money Market Investment : 62235619197

Tax Invoice/Statement Number : 65

Statement Period : 1 March 2022 to 1 April 2022

Statement Date : 1 April 2022

Statement Balances		Bank Charges		Interest Rate	
Opening Balance	2,669,945.05 Cr	Service Fees	0.00	Credit Rate**	Tiered
Closing Balance	11,678,398.21 Cr	Cash Deposit Fees	0.00	Debit Rate (Non-NCA)	0.00%
# Inclusive of VAT @ 15.00%	0.00	Cash Handling Fees	0.00		
Total VAT (ZAR)	0.00	Other Fees	0.00		

Transactions in RAND (ZAR)

Date	Description	Amount	Balance	Accrued Bank Charges
18 Mar	FNB OB Trf FNB OB Trf Main Account Dr Nkos	40,000,000.00 Cr	42,669,945.05 Cr	
18 Mar	Int On Credit Balance	8,453.16 Cr	42,678,398.21 Cr	
24 Mar	FNB OB Trf FNB OB Trf 000000023 Main Account Dr Nkos	1,000,000.00	41,678,398.21 Cr	
25 Mar	Cr.Int.Rate 2,65000	0.00	41,678,398.21 Cr	
31 Mar	Opening Transfer To Transfer To 7494240874942408961	15,000,000.00	26,678,398.21 Cr	
31 Mar	FNB OB Trf FNB OB Trf 000000024 Main Account Dr Nkos	15,000,000.00	11,678,398.21 Cr	

Closing Balance

11,678,398.21 Cr

Turnover for Statement Period

No. Credit Transactions 2	40,008,453.16 Cr
No. Debit Transactions 3	31,000,000.00 Dr

Please contact us within 30 days from your statement date, should you wish to query an entry on this statement (incl. card transactions done during this statement period, but not yet reflecting). Should we not hear from you, we will assume that you have received the statement and that it is correct.

For more information on your Pricing Option, please contact us or visit our website.

**For the latest Credit Rates on product, please go to fnb.co.za

First National Bank - a division of FirstRand Bank Limited. Registration Number 1929/001225/06. An Authorised Financial Services and Credit Provider (NCRCP20).

On 25 March 2022, the Prime Lending Rate changed to 7.75%. This may impact the rate on any of your credit facilities.



how can we help you?

Address Public Sector Banking
2 First Place, 6th Floor
Bank City, Johannesburg
PO Box 1153,
Johannesburg, 2000
Web fnb.co.za
Branch Code 00878

DR NKOSAZANA DLAMINI ZUMA LOCAL

31 March 2022

The following are investments held at FNB Cash Investment as at the above date:

Account Number	74942408961
Account Type	Fixed Deposit
Opening Balance as at 31 March 2022	R15,000,000.00
Term	33 days
Interest at maturity	4.72%
Maturity Date	03 May 2022
Interest accrued as at 31 March 2022	R1,939.72

If there is any information on your summary statement you wish to query, please contact us as soon as possible, preferably within 30 days, in order that it may be investigated.

First National Bank - a Division of FirstRand Bank Limited. Reg No. 1929/001225/06.
An Authorised Financial Services and Credit Provider (NCRCP20).



FNB Public Sector Banking – Investments <Commdesk@fnb.co.za>

Clare Nyama	Cherity Gabela	Ndisha Libago	Lerato Mofikwe
T: 087 312 3625	T: 087 311 8119	T: 087 328 0390	T: 087 311 9790
C: 072 064 6561	C: 076 846 0175	C: 073 278 5546	C: 061 543 4139



how can we help you?

BBST34 026326

*DR NKOSAZANA DLAMINI ZUMA LOCAL
TITLE DEED HOUSING ACCOUNT
P O BOX 62
CREIGHTON
3263

☑ P O Box 219
Underberg 3257
Street Address Underberg
Main Street
Universal Branch Code 250655
✉ services@fmb.co.za
Client Service Suite 087 312 5601
Lost Cards 0800-11-01-32

0000254

Customer VAT Registration Number Not Provided
Bank VAT Registration Number 4210102051

Public Sector Cheque Account : 6281088935
Tax Invoice/Statement Number : 34
Statement Period : 28 February 2022 to 31 March 2022
Statement Date : 31 March 2022

Statement Balances		Bank Charges		Interest Rate	
Opening Balance	464,918.49 Cr	Service Fees	95.00 Dr	Credit Rate**	2.25%
Closing Balance	465,536.79 Cr	Cash Deposit Fees	0.00	Debit Rate (Non-NCA)	10.75%
# Inclusive of VAT @ 15.00%	12.39 Dr	Cash Handling Fees	0.00		
Total VAT (ZAR)	12.39 Dr	Other Fees	0.00		

Transactions in RAND (ZAR)

Date	Description	Reference	Amount	Fee	Internal Use
09 Mar	Bank Charges - Service Charges				
	#Service Fees		95.00		1 dda887
09 Mar	Interest				
	6281088935		713.30 Cr		2 dda887

Closing Balance **465,536.79Cr**

6281088935 Final balance as at end

28 February 2022	464,918.49 Cr
9 March 2022	465,536.79 Cr

Turnover for Statement Period

No. Credit Transactions 1	713.30 Cr
No. Debit Transactions 1	95.00 Dr

Please contact us within 30 days from your statement date, should you wish to query an entry on this statement (incl. card transactions done during this statement period, but not yet reflecting). Should we not hear from you, we will assume that you have received the statement and that it is correct.

For more information on your Pricing Option, please contact us or visit our website.

**For the latest Credit Rates on product, please go to fnb.co.za

First National Bank - a division of FirstRand Bank Limited. Registration Number 1929/001225/06. An Authorised Financial Services and Credit Provider (NCRCP20).

Branch Number	Account Number	Date	DDA D1/2E/AV/XR/XR/RK/PE/L7/WB/N	FN
887	6281088935	2022/03/31	PUBLIC SECTOR CHEQUE ACCOUNT	



how can we help you?

BBST34 026325

*DR NKOSAZANA DLAMINI ZUMA LOCAL
 *BHIDLA RURAL HOUSING PROJECT
 P O BOX 62
 CREIGHTON
 3263

☑ P O Box 219
 Underberg 3257
Street Address Underberg
 Main Street
Universal Branch Code 250655
 ☎ services@rmb.co.za
Client Service Suite 087 312 5601
Lost Cards 0800-11-01-32

Customer VAT Registration Number Not Provided
Bank VAT Registration Number 4210102051

Public Sector Cheque Account : 62810887119
Tax Invoice/Statement Number : 34
Statement Period : 28 February 2022 to 31 March 2022
Statement Date : 31 March 2022

Statement Balances		Bank Charges		Interest Rate	
Opening Balance	277,440.27 Cr	Service Fees	95.00 Dr	Credit Rate**	2.25%
Closing Balance	277,770.93 Cr	Cash Deposit Fees	0.00	Debit Rate (Non-NCA)	10.75%
# Inclusive of VAT @ 15.00%	12.39 Dr	Cash Handling Fees	0.00		
Total VAT (ZAR)	12.39 Dr	Other Fees	0.00		

Transactions in RAND (ZAR)

Date	Description	Reference	Amount	Fee	Internal Use
09 Mar	Bank Charges - Service Charges				
	#Service Fees		95.00		1 dda887
09 Mar	Interest				
	62810887119		425.66 Cr		2 dda887

Closing Balance **277,770.93Cr**

62810887119 Final balance as at end

28 February 2022	277,440.27 Cr
9 March 2022	277,770.93 Cr

Turnover for Statement Period

No. Credit Transactions 1	425.66 Cr
No. Debit Transactions 1	95.00 Dr

Please contact us within 30 days from your statement date, should you wish to query an entry on this statement (incl. card transactions done during this statement period, but not yet reflecting). Should we not hear from you, we will assume that you have received the statement and that it is correct.

For more information on your Pricing Option, please contact us or visit our website.

**For the latest Credit Rates on product, please go to fnb.co.za

First National Bank - a division of FirstRand Bank Limited. Registration Number 1929/001225/06. An Authorised Financial Services and Credit Provider (NCRCP20).

Branch Number	Account Number	Date	DDA D1/2E/AV/XR/XR/RK/PE/L7/WB/N	FN
887	62810887119	2022/03/31	PUBLIC SECTOR CHEQUE ACCOUNT	



how can we help you?

PUBLIC SECTOR BANKING
2 First Place, 6th Floor
Cnr Pritchard and Simmonds Streets
Bank City, Johannesburg
P O Box 1153
Johannesburg, 2000

Web www.fnb.co.za
Email commdesk@fnb.co.za
Telephone 087 311 9790

DR NKOSAZANA DLAMINI ZUMA LOCAL MUNICIPALITY
31 March 2022

The following are investments held at FNB Cash Investment as at the above date:

Account Number	74906990821
Account Type	Fixed Deposit
Opening Balance as at 09 February 2022	R30,700,923.11
Term	90 Days
Effective Interest Rate	4.650%
Maturity Date	10 May 2022
interest accrued as at 31 March 2022	R199,471.88

If there is any information on your summary you wish to query, please contact us as soon as possible.

FNB Public Sector Banking - Investments

Clare Nyama	Cherity Gabela	Ndisho Libago
☎ 087 312 3625	☎ 087 311 8119	☎ 087 328 0390

0000257



STATEMENT

003001000000000378810986353103222

THE INVESTMENT MANAGER
DR NKOSAZANA DLAMINI ZUMA MUNICIPALITY
P O BOX 62
CREIGHTON
UMZINTO
3263

Branch	Domestic Treasury
Account Number	03/7881098635/000043
Date	31 March 2022
Statement Period	28 February 2022 to 31 March 2022
Due Date	28 April 2022
Period	90 days
Type of Investment	Fixed Deposit
Statement Frequency	Month End

NEDBANK CONTACT DETAILS

Business Banking	Nedbank Head Office, 135 Rivonia Road, Sandown, Sandton, 2196, South Africa 0860 115 060 business@nedbank.co.za
------------------	--

The interest rate for your investment, as agreed between you and Nedbank, is calculated to six decimals and rounded to two decimals for the full investment term.

The calculation for interim statements is the same and, as a result, the interest you see on interim statements may differ from the interest for the full investment term.

Transaction Date	Description and additional information	Movement	Rate	Days	Accrued Interest	Amount
2022-02-28	Opening Balance				123 218.55	30 889 266.21
2022-03-31	Int Accrued On R30 889 266.21 From 2022-03-01 To 2022-03-31		4.5500	31	118 367.97	30 889 266.21
2022-03-31	Closing Balance				242 586.52	30 889 266.21

Yours sincerely
NEDBANK LIMITED

This statement is electronically generated and requires no signature by Nedbank Limited.

Please examine this statement soonest. If no error is reported within 30 days after receipt, the statement will be considered as being correct.

Please note that month-end statements include transactions up to and including the last day of the month as well as interest transactions for the first day of the next month.

The investment is subject to the terms and conditions for investment accounts, available at

<https://www.nedbank.co.za/content/nedbank/desktop/gt/en/corporates/investing/corporate-and-institutional-investments.html>

This communication is produced and transmitted electronically. While we have taken all reasonable steps to ensure the accuracy, integrity and confidentiality of the information, Nedbank Limited will not be liable if the information contained in this communication is corrupted, inaccurate or fails to reach its intended destination. The information in this communication is confidential and intended solely for the addressee and may also be privileged or exempt from disclosure under applicable law. If you are not the addressee, or have received this email in error, please notify the sender immediately, delete it from your system and do not copy, disclose or otherwise act on any part of this communication. You should also treat any pages attached to this communication in line with the disclaimer.



STATEMENT

003001000000000378810986353103222

THE INVESTMENT MANAGER
DR NKOSAZANA DLAMINI ZUMA MUNICIPALITY
P O BOX 62
CREIGHTON
UMZINTO
3263

Branch	Domestic Treasury
Account Number	03/7881098635/000045
Date	31 March 2022
Statement Period	01 March 2022 to 01 April 2022
Notice Period	1 day
Type of Investment	Notice Deposit
Statement Frequency	Month End

NEDBANK CONTACT DETAILS

Business Banking	Nedbank Head Office, 135 Rivonia Road, Sandown, Sandton, 2196, South Africa 0860 116 060 business@nedbank.co.za
------------------	--

Based on the interest rates agreed between you and Nedbank, as well as the calculated balances, the applicable rate will be applied daily rounded to two decimals, based on the third digit after the decimal.

Transaction Date	Description and additional information	Movement	Rate	Days	Accrued interest	Amount
2022-03-01	Opening Balance					10 166 734.49
2022-03-25	Int Accrued On R10 166 734.49 From 2022-03-01 To 2022-03-24		3.9000	24	26 071.44	10 166 734.49
2022-03-25	Rate Change From 3.9000% To 4.1500%		4.1500			10 166 734.49
2022-03-31	Int Accrued On R10 166 734.49 From 2022-03-25 To 2022-03-31		4.1500	7	8 081.58	10 166 734.49
2022-04-01	Int Capitalised Effective 2022-04-01	34 163.02			-34 163.02	10 200 897.51
2022-04-01	Closing Balance					10 200 897.51

Yours sincerely
NEDBANK LIMITED

This statement is electronically generated and requires no signature by Nedbank Limited.
Please examine this statement soonest. If no error is reported within 30 days after receipt, the statement will be considered as being correct.
Please note that month-end statements include transactions up to and including the last day of the month as well as interest transactions for the first day of the next month.

The investment is subject to the terms and conditions for investment accounts, available at
<https://www.nedbank.co.za/content/nedbank/desktop/gt/en/corporates/investing/corporate-and-institutional-investments.html>

This communication is produced and transmitted electronically. While we have taken all reasonable steps to ensure the accuracy, integrity and confidentiality of the information, Nedbank Limited will not be liable if the information contained in this communication is corrupted, inaccurate or fails to reach its intended destination. The information in this communication is confidential and intended solely for the addressee and may also be privileged or exempt from disclosure under applicable law. If you are not the addressee, or have received this email in error, please notify the sender immediately, delete it from your system and do not copy, disclose or otherwise act on any part of this communication. You should also treat any pages attached to this communication in line with the disclaimer.

0000259

Out of the Ordinary®



Investec Specialist Bank

31 MAR 2022

100 Grayston Drive
Sandton, 2196

Investec Bank Limited

100 Grayston Drive Sandown Sandton 2196
PO Box 785700 Sandton 2146 South Africa
T +27 (0) 11 286 7000 F +27 (0) 11 286 9555
www.investec.co.zaDr Nkosazana Dlamini Zuma Local Municipality
PO Box 62
Creighton
3263

ACCOUNT STATEMENT

Tax invoice number

Investec VAT number

Page 1 of 1

22000009

4620124729

Statement date
Statement period
Currency31 Mar 2022
01 Mar - 31 Mar 2022
South African RandAccount number
Account type
Branch code
Electronic account number1100540834500
Call Deposit
580105
50011313326

Date	Description	Amount	Capital		Rate%	Days	Interest	
			Balance	Balance			Amount	Balance
1MAR2022	OPENING BALANCE			10,495,453.56CR				
1MAR2022	INTEREST ADVISED				3.85CR	24	26,569.31CR	26,569.31CR
25MAR2022	INTEREST ADVISED				4.10CR	7	8,252.59CR	34,821.90CR
31MAR2022	CLOSING BALANCE			10,495,453.56CR			ACCRUED	34,821.90CR
31MAR2022	INTEREST ACCRUED	34,821.90CR						
	CLOSING BALANCE INCLUDING INTEREST			10,530,275.46CR				

Grow your savings with Investec's bank guaranteed, Money Fund linked Accounts. Questions?
Call us on 0860 110 161.

0000260



Standard Bank

Product
BUSINESS CURRENT ACCOUNT

Statement period 2022-01-01 to 2022-01-31

Account preferred centre PIETERMARITZBURG

Customer contact centre 0860 123 000

Address
MAIN STREET
CREIGHTON
CREIGHTON
3263

STANDARD BANK
GOSS:MAINTENANCE1

2022-02-03

00-13-18

Internet www.standardbank.co.za

Page 1 of 1

Date 03 February 2022

Time 09:36

Account identification

Name of account DR NKOSAZANA DLAMINI ZUMA MUNI

Account number 052070336

Transaction details

Post date (YYYY-MM-DD)	Transaction description	Fee	Payments	Deposits	Balance
	Opening Balance				R 5,047.48
2022-01-31	##MONTHLY MANAGEMENT FEE 3101 ACC 052070336		R -105.00		R 4,942.48
2022-01-31	Balance brought forward				R 4,942.48

These fees include VAT at the applicable prevailing rate in accordance with the VAT Act.

Your account information**Statement summary**

Payments	R 105.00
Deposits	R 0.00
Fee	R 0.00

Your full transaction record is available on your account statement. The balance could change if there are transactions that still need to be processed.

Please consider the clause that follows carefully as it limits the bank's liability and constitutes an assumption of risk by you.

Please check that all transactions on this statement are correct and tell the bank if there are any mistakes within 60 days of the date of this statement, after which, we will consider this statement to be correct.

Statement number 4
Cycle/Despatch indicator ZE
Page 1 of 1

Return address:
Midlands
PO Box 61577, Marshalltown, 2107

Account preferred centre Midlands
Branch code 7626
Customer contact centre 0860 101 341

Date 28 March 2022

DR NKOSAZANA DLAMINI ZUMA MUNI
PO BOX 62
CREIGHTON
3263

Account identification

Name of account: DR NKOSAZANA DLAMINI
Account number: 47 873 599 5 - 012

Your investment information

Original investment amount	R 31,339,494.74
Date of original investment	28 December 2021
Investment maturity date	28 March 2022

Interest and capital payment details
Account to which:

Name
Bank
Branch
Account number

Interest is paid

No disposal instructions on file

Capital is paid

No disposal instructions on file

Transaction details

Date ccyy mm dd	Transaction description	Withdrawals	Deposits	Interest rate	Balance
2022 03 01	Statement opening balance			4.675%	R 31,339,494.74
2022 03 28	Payment	R 31,339,494.74			R 0.00
	Balance as at 28 March 2022				R 0.00

Interest payment details

Date ccyy mm dd	Period		Investment amount	Interest rate	Interest amount
	From ccyy mm dd	To ccyy mm dd			
2022 03 28	2021 12 28	2022 03 27	R 31,339,494.74	4.675%	R 361,262.8100

0062515875

Please verify all transactions reflected on this statement and notify any discrepancies to the Bank as soon as possible.

The Standard Bank of South Africa (Reg. No. 1962/000738/06). Authorised financial services provider.

VAT reg no: 4100105461 Registered credit provider (NCRCP15).

We subscribe to the Code of Banking Practice of the Banking Association South Africa and, for unresolved disputes, support resolution through the Ombudsman for Banking Services.



Public Sector Service Unit

To Whom It May Concern:

Date:
2021-04-01

Tel No:
011 636 8184

Ref:
478735995-015

Re: Confirmation of Standard Bank account

Herewith confirmation that Dr Nkosazana Dlamini Zuma Municipality conducts a Fixed Deposit Investment Account with the Standard Bank of South Africa Limited.

Account Name	: Dr Nkosazana Dlamini Zuma Municipality
Account Number	: 478735995-015
Account Type	: Fixed Deposit
Date Invested	: 2022-03-31
Branch Code	: 7626
Standard Bank Branch	: Midlands
Interest Rate	: 5.150%
Amount Invested	: R 31 700 757.55
Maturity date	: 2022-06-30
Tenor	: 91 Days

We trust that this meets with your requirements. In need please do not hesitate to contact Sicelo Ndwane on +27 33 328 3032 or Philani Mpopu on +27 33 328 3033.

This Letter or your reliance on same does not give rise to any obligation or liability on the part of the Bank and/or its officials.

Yours sincerely

Name: Nonjabulo Madondo
Title: Service Analyst
Branch: Public Sector
Telephone: +27 11 636 8184

Disclosure

Standard Bank of South Africa Limited (SBSA) is a juristic representative of Standard Bank South Africa Limited and is authorized in terms of a written mandate to render intermediary services on transactional and investment products. The Standard Bank of South Africa Limited is an authorised financial services and registered credit provider. Please note I am an employed representative of The Standard Bank of South Africa Limited and licensed to render intermediary services on transactional and investment products being offered, under the juristic representative agreement. I am providing intermediary services under supervision and an exemption/License to provide intermediary. No commission was paid on the investment interest rate quoted.

Disclaimer

Whilst care has been taken in compiling this letter, Standard Bank makes no representations or warrant (expressed or implied) about the accuracy, or completeness of the information contained herein for any purpose. Standard Bank, its employees or agents accept no liability to any part for any loss, damage or costs however arising, whether directly or indirectly arising from any action or decision taken as a result of any person relying on or otherwise using this document or arising from any omission from it.

The Standard Bank of South Africa Limited (Reg. No. 1962/000738/06) Authorised financial services provider and registered credit provider (NCRCP15)
Directors: TS Gcabashe (Chairman) L Fuzile* (Chief Executive) PLH Cook A Daehnke*
GJ Fraser-Moleketi Xueqing Guan¹ GMB Kennealy Li Li¹ JH Maree NNA Matyumba
KD Moroka NMC Nyembezi ML Oduor-Otieno² ANA Peterside CON3 MJD Ruck
SK Tshabalala* JM Vice
Company Secretary: Z Stephen - 2022/02/16
*Executive Director 1Chinese 2Kenyan 3Nigerian

Statement number 1
Cycle/Despatch indicator ZE
Page 1 of 1

Return address:
Midlands
PO Box 61577, Marshalltown, 2107

Account preferred centre Midlands
Branch code 7626
Customer contact centre 0860 101 341

Date 28 February 2022

DR NKOSAZANA DLAMINI ZUMA MUNI
PO BOX 62
CREIGHTON
3263

Account identification

Name of account: DR NKOSAZANA DLAMINI
Account number: 47 873 599 5 - 013

Your investment information

Original investment amount	R 20,081,821.92
Date of original investment	22 January 2022
Investment maturity date	28 February 2022

Interest and capital payment details
Account to which:

Name
Bank
Branch
Account number

Interest is paid

No disposal instructions on file

Capital is paid

No disposal instructions on file

Transaction details

Date ccyy mm dd	Transaction description	Withdrawals	Deposits	Interest rate	Balance
2022 01 22	Transfer from 478735995-011				R 0.00
2022 02 28	Payment	R 20,081,821.92	R 20,081,821.92	4.550%	R 20,081,821.92
	Balance as at 28 February 2022				R 0.00

Interest payment details

Date ccyy mm dd	Period		Investment amount	Interest rate	Interest amount
	From ccyy mm dd	To ccyy mm dd			
2022 02 28	2022 01 19	2022 02 27	R 20,081,821.92	4.550%	R 100,134.0200

0062515875

Please verify all transactions reflected on this statement and notify any discrepancies to the Bank as soon as possible.

The Standard Bank of South Africa (Reg. No. 1962/000738/06). Authorised financial services provider.

VAT reg no: 4100105461 Registered credit provider (NCRCP15).

We subscribe to the Code of Banking Practice of the Banking Association South Africa and, for unresolved disputes, support resolution through the Ombudsman for Banking Services.



Standard Bank

Product

FIXED DEPOSIT

30 days statement

Address

MAIN STREET

CREIGHTON

CREIGHTON

3263

Account identification

Name of account DR NKOSAZANA DLAMINI ZUMA MUNI

Account number 478735995 014

Transaction details

Post date (YYYY-MM-DD)	Transaction description	Payments	Deposits	Balance
2022-03-08	Opening Balance			R 0.00
	CREDIT TRANSFER			
	478735995-013		R 20,181,955.94	R 20,181,955.94
2022-03-08	Balance brought forward			R 20,181,955.94

Statement period 2022-02-13 to 2022-03-15

Account preferred centre MIDLANDS

Customer contact centre 0860 123 000

Internet www.standardbank.co.za

Page 1 of 1

Date 15 March 2022

Time 14:36

STANDARD BANK

GOSS:MAINTENANCE1

2022-03-15

00-13-18

These fees include VAT at the applicable prevailing rate in accordance with the VAT Act.

Your account information

Statement summary

Payments	R 0.00
Deposits	R 20,181,955.94

Your full transaction record is available on your account statement. The balance could change if there are transactions that still need to be processed.

Please consider the clause that follows carefully as it limits the bank's liability and constitutes an assumption of risk by you.

Please check that all transactions on this statement are correct and tell the bank if there are any mistakes within 60 days of the date of this statement, after which, we will consider this statement to be correct.

DR NKOSAZANA DLAMINI ZUMA LOCAL MUNICIPAL ABSA BANK

PO BOX 62
CREIGHTON
3263PUBSECKZN
FIXED DEPOSIT
ACCOUNT NUMBER : 20-7979-5620
CAPITAL AMOUNT : 0,00
INTEREST RATE : 4,13

STATEMENT FOR PERIOD 01022022 - 01022022

DATE	TRANS DESCRIPTIONS	REFERENCE	TRAN AMOUNT	SUB ACC BAL
010222	BALANCE B/FORWARD	*	0	0,00
010222	INTEREST	HEADOFFICE	318 859,99	318 859,99
010222	MATURITY	HEADOFFICE	30630 565,71	30949 425,70

ACCRUED TRANSACTIONS AS AT 01/02/22

ACCRUED INTEREST 0,00

ACCRUED BONUS INTEREST 0,00

AMOUNT CEDED 0,00

***** END OF ENQUIRY 01/02/22 A/C

20-7979-5620 *****

QTDF pres

DR NKOSAZANA DLAMINI-ZUMA LOCAL MUNICIPALITY
GRANTS SUMMARY March 2021-2022

GRANT NAME	Vote Number	Original Budget 2020/2021	ROLL- OVER/OPENING BALANCE	TOTAL RECEIVED/ROLL OVER	TOTAL SPENT BUDGET TO DATE	TOTAL UNSPENT BUDGET TO DATE	TOTAL UNSPENT VS RECEIVED/ROLLOV ER ALLOCATION	TB/GL Balance
NATIONAL TREASURY GRANTS								
MIG	30311070111	36,508,000	-	42,508,000	28,050,907	8,457,093	14,457,093	14,457,093
FMG	30311070231	1,950,000	-	1,950,000	1,558,481	391,519	391,519	391,519
EPWP	30311070221	2,323,000	-	2,323,000	2,323,000	-	-	-
ELECTRIFICATION GRANT	30311070131	12,720,000	-	9,700,000	4,373,720	8,346,280	5,326,280	5,326,280
SUB-TOTAL		53,501,000	-	56,481,000	36,306,108	17,194,892	20,174,892	20,174,892
KZN PROVINCIAL GRANTS								
LIBRARY SERVICE OPERATIONAL GRANT	30311070251	3,972,000	-	3,972,000	3,817,865	154,135	154,135	154,135
CAPACITY BUILDING	30311073110/1/2	-	80,000	80,000	-	80,000	80,000	80,000
GREENEST MUNICIPAL AWARD	30311070190/1/2	-	375,000	375,000	375,000	-	-	-
SUB-TOTAL		3,972,000	455,000	4,427,000	4,192,865	234,135	234,135	234,135
OTHER								
ANTI CORRUPTION GRANT	30311073140/1/2	-	133,983	133,983	-	133,983	133,983	133,983
Titlle Deeds Restoration Grant	30311070020/12	-	200,000	200,000	-	200,000	200,000	200,000
BHIDLA HOUSING PROJECT	30311072940/1/2	-	5,624,057	5,935,082	311,024	5,624,057	5,624,057	5,624,057
		-	5,958,040	6,269,065	311,024	5,958,040	5,958,040	5,958,040
TOTAL GRANTS		57,473,000	6,413,040	67,177,065	40,809,997	23,387,068	26,367,068	26,367,068

PREPARED BY:

L.B Hlengwa

DATE:

APPROVED BY:

P. Mlungwa

DATE:

Workings: Calculation of Cash Coverage Ratio 2021/2022

Municipality:	Dr Nkosazana Dlamini Zuma Municipality
Prepared by Budget Clerk:	N.Khubone
Reviewed by Assistant CFO:	P.M Mtungwa
Approved by CFO:	KMB Mzimela
Date completed:	2022/04/07

Cash Coverage Ratio: Indicates the municipality's ability to meet at least **norm: 3 months** its monthly fixed operating commitments without collecting any additional revenue during that month.

Calculation of Cash Coverage Ratio

Description	2021/22	
R thousand	Final Budget	
Surplus/Deficits - A8(Cash and Cash Equivalents+Investments-Commitments)		190 588
Cash/cash equivalents at the year end	225 284	
Other current investments > 90 days	0	
Non current assets - Investments	-	
Less: Application of Cash and Investments		
Unspent conditional transfers	26 367	
Unspent borrowing	-	
Other working capital requirements	-	
Other provisions	-	
Retention	8 329	
Reserves to be backed by cash/investments	-	
Fixed Operating Commitments		
Employee Related Costs	5 631	
Remuneration of councillors	926	
Operating lease(rent premises and machines etc)	-	
Contracted services	2 322	
Security Services	1 320	
Insurance	144	
Telephone costs	189	
Current portion of long term loan(if applicable). NB: include Finance charges	4	
Audit Fees	193	
Bank Charges	32	
Fuel and Oil	401	
Printing and Stationery	74	
Protective Clothing and Uniforms	726	
Ward committee expenses	250	
Other expenses	6 089	
Total Fixed Operating Commitments	18 302	
Monthly Fixed Operating Commitments	18 302	
Cash Coverage Ratio*		10,4

* Cash Coverage Ratio Formula =

Net Cash (Cash equivalents+Investments-Commitments)
Divided by:
Monthly Fixed Operating Commitments

Prepared by : N Khubone

Date : _____ Signature : 

Approved by : K.M.B Mzimela

Date : _____ Signature : 